

[54] HINGE COMPONENT FOR SPECTACLES

[75] Inventor: Gerhard Balder, Linz, Austria

[73] Assignee: Silhouette International GmbH, Linz, Austria

[**] Term: 14 Years

[21] Appl. No.: 584,845

[22] Filed: Sep. 19, 1990

[30] Foreign Application Priority Data

Mar. 21, 1990 [AT] Austria 28.007-28.11

[52] U.S. Cl. D16/128; D16/103; D16/104; D16/123

[58] Field of Search D16/128, 103, 113, 114, D16/127; D21/157, 166, 30

[56] References Cited

U.S. PATENT DOCUMENTS

- D. 59,182 10/1921 Bujarsky D21/153
- D. 66,876 3/1925 Reich D21/153
- D. 142,463 10/1944 Barrett et al. D16/127
- D. 151,030 9/1948 Buckley D16/127
- D. 161,297 12/1950 Watkins D57/1
- D. 189,638 1/1961 Stanton D21/153 X

- D. 225,687 12/1972 Wick D57/1
- D. 265,399 7/1982 Feldman D21/166 X
- 2,362,662 3/1943 Peterson D21/166 X
- 3,762,804 10/1973 Livas D16/128 X

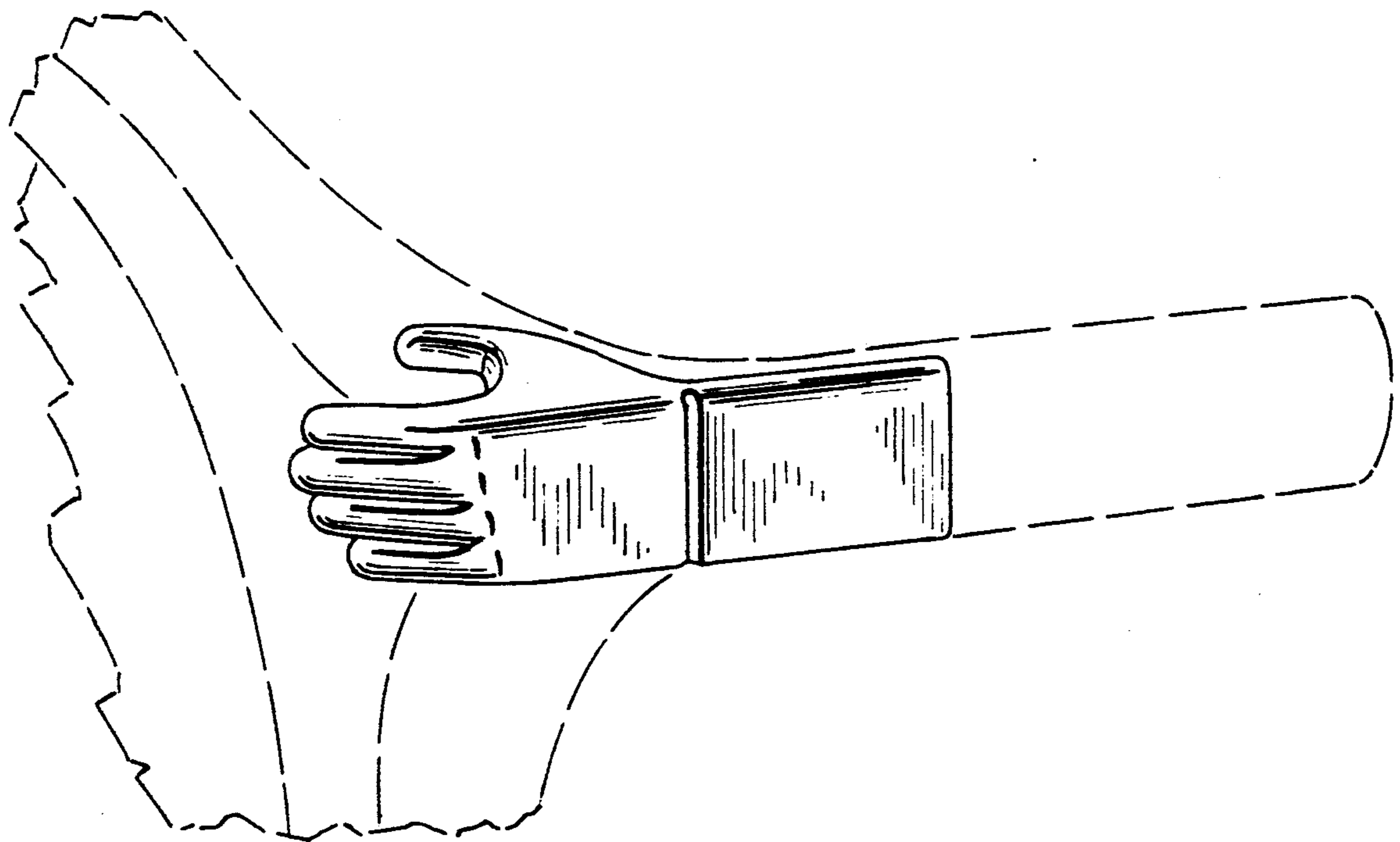
Primary Examiner—Bruce W. Dunkins
Assistant Examiner—Monica A. Hannon
Attorney, Agent, or Firm—Dennison, Meserole, Pollack & Scheiner

[57] CLAIM

The ornamental design for a hinge component for spectacles, as shown and described.

DESCRIPTION

FIG. 1 is a perspective view of a left-hand open hand hinge adornment for spectacles showing my new design a fragmentary portion of a spectacle, in broken lines, being shown for illustrative purposes only; FIG. 2 is a top view thereof draw to a reduced scale; FIG. 3 is an outer side view thereof drawn to a reduced scale; FIG. 4 is a bottom view thereof drawn to a reduced scale; FIG. 5 is an inner side view thereof drawn to a reduced scale; and FIG. 6 is a front view thereof.



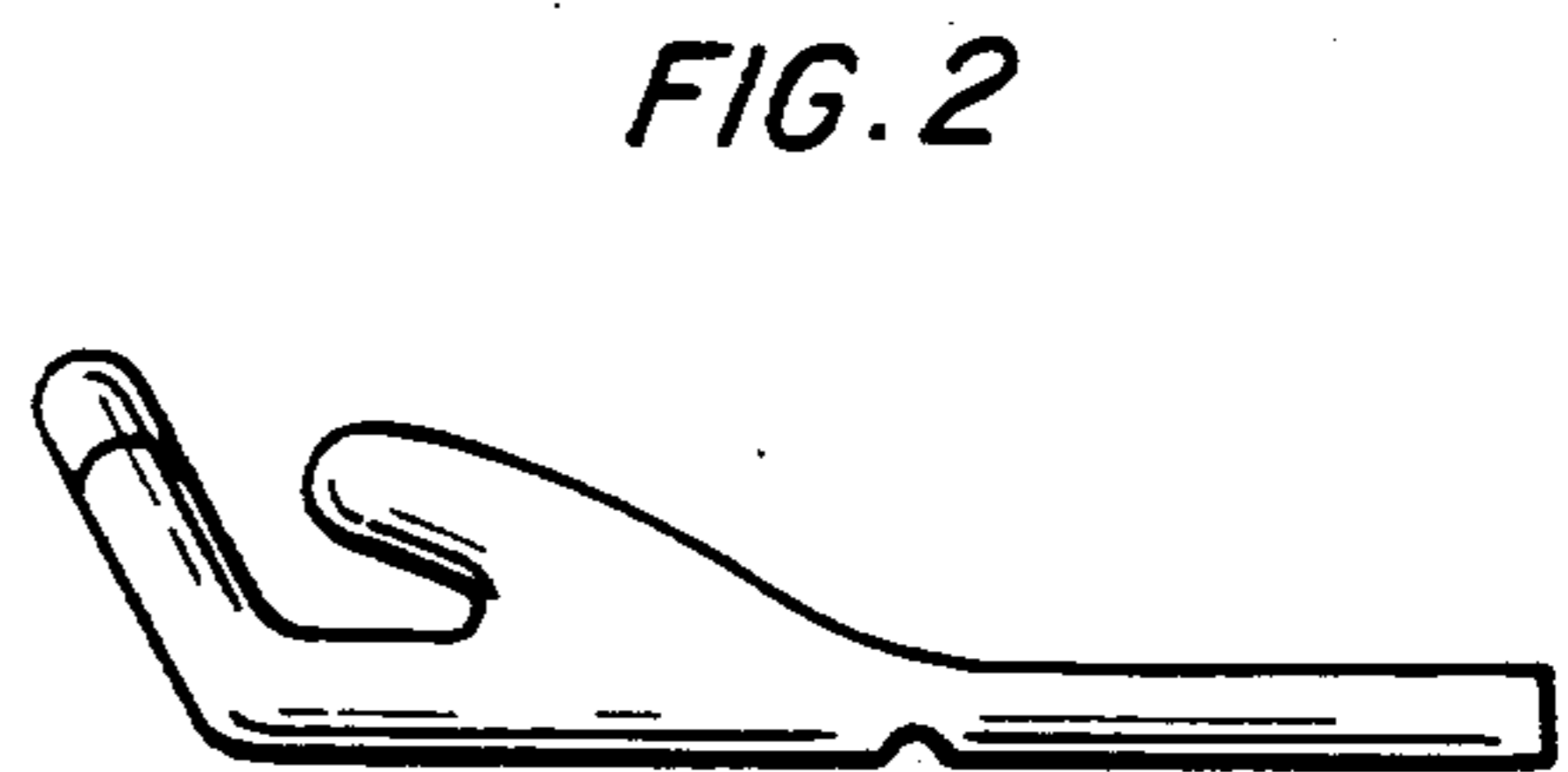
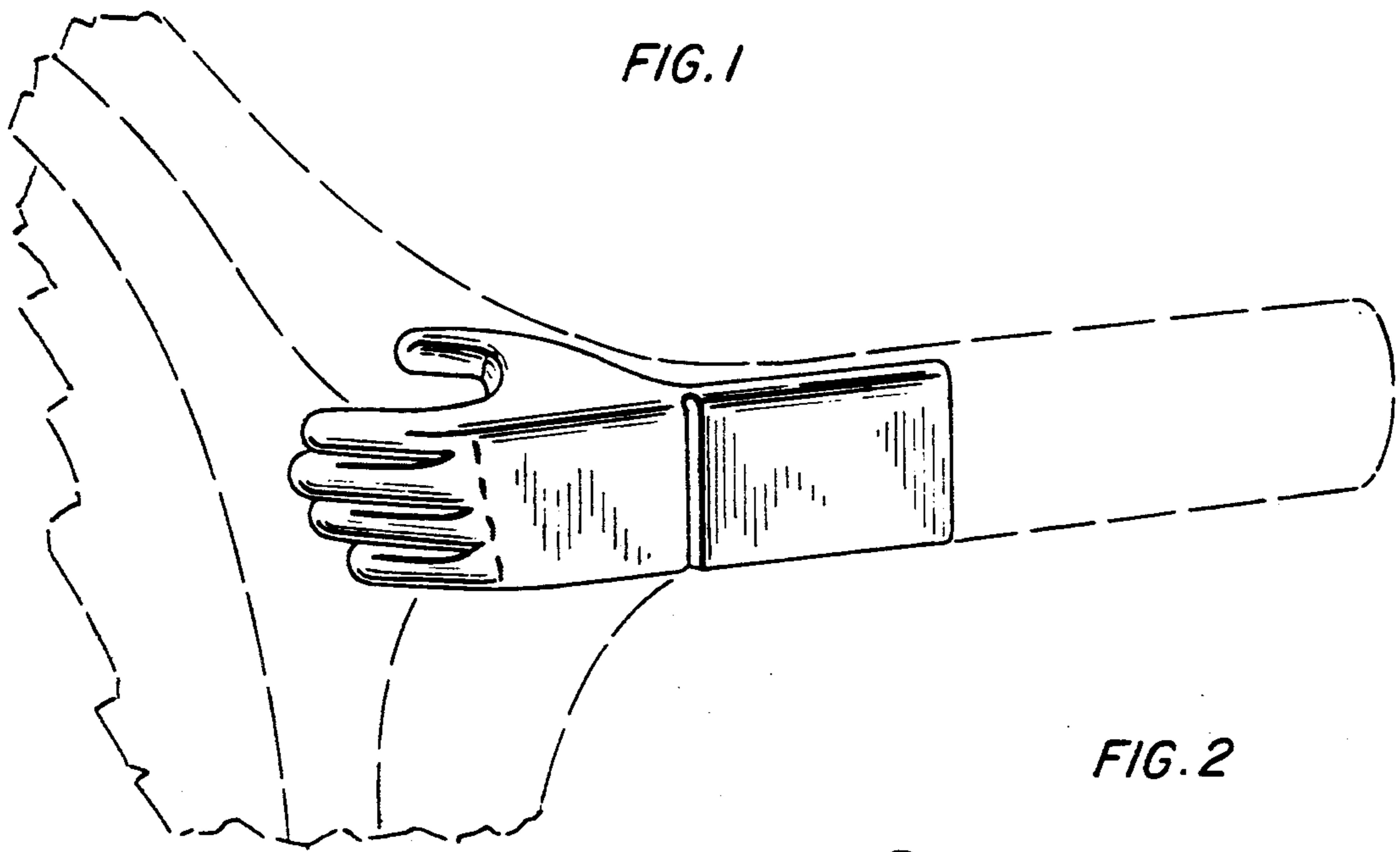


FIG. 6



FIG. 3

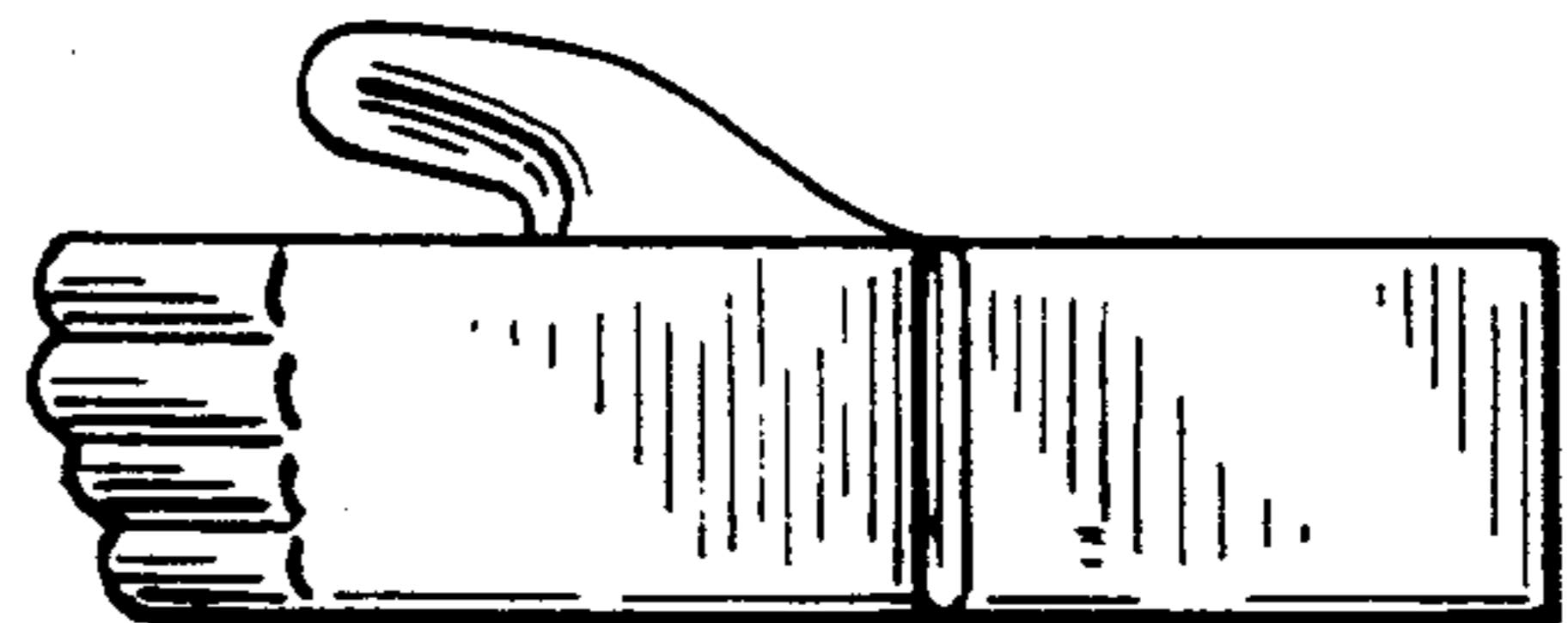


FIG. 4



FIG. 5

