

[54] CARRYING CASE FOR A PORTABLE TELEPHONE

[76] Inventor: Ali R. Jayez, 14528 Calvert St., Van Nuys, Calif. 91411

[**] Term: 14 Years

[21] Appl. No.: 424,967

[22] Filed: Oct. 23, 1989

[52] U.S. Cl. D14/250; D3/30.1; D3/35; D3/71; D3/100; D14/138

[58] Field of Search D3/30.1, 35, 39, 71, D3/100, 106; D6/610; D9/341; D14/138, 250, 253; 206/316.1, 316.2, 320

[56] References Cited

U.S. PATENT DOCUMENTS

D. 236,554	8/1975	Sands	D3/35
D. 261,479	10/1981	Marks	D9/341
D. 274,331	6/1984	Karsch	D14/250
D. 275,818	10/1984	Leiserson	D3/33
D. 278,853	5/1985	Takata	D3/106
D. 284,372	6/1986	Carpenter	D3/30.1

D. 294,827	3/1988	Woodfork	D14/250
D. 297,188	8/1988	Powell	D3/106
4,260,004	5/1981	Domke	206/316.2
4,901,852	2/1990	King	206/320

OTHER PUBLICATIONS

Supplement to Sunday Star: 4-18-1971, Sweater Box Item "2K".



Primary Examiner—A. Hugo Word
Assistant Examiner—Celia A. Murphy
Attorney, Agent, or Firm—Allan M. Shapiro

[57] CLAIM

The ornamental design for a carrying case for a portable telephone, as shown and described.

DESCRIPTION

FIG. 1 is a front perspective view of a carrying case for a portable telephone showing my new design; FIG. 2 is a rear perspective view thereof; FIG. 3 is a reduced front elevational view thereof; FIG. 4 is a front perspective view of an alternate embodiment of the design shown in FIG. 1, and FIG. 5 is a rear perspective view of FIG. 4.






FIG. 1

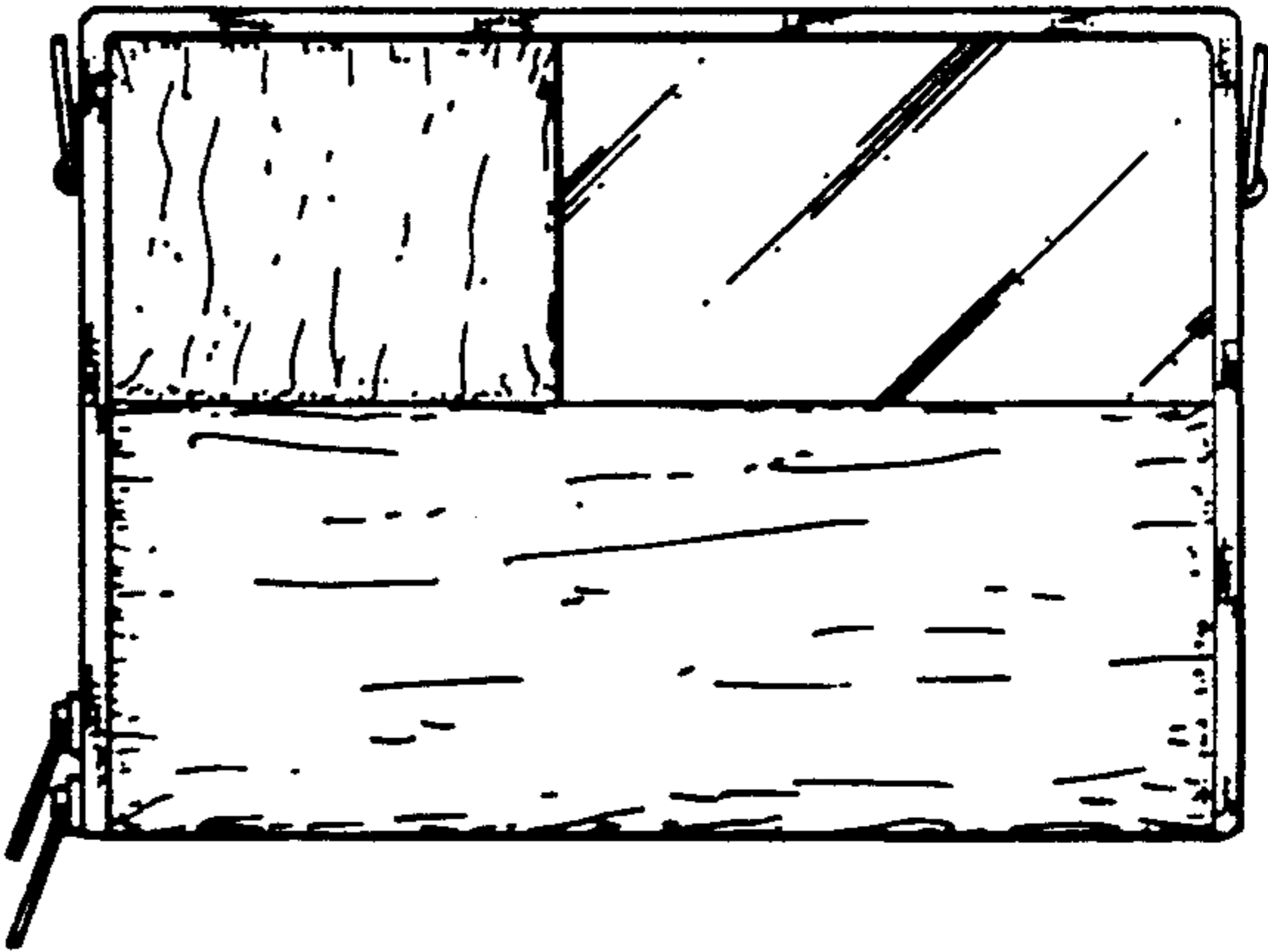


FIG. 3




FIG. 2




FIG. 4



FIG. 5