

United States Patent [19]

Wu

[11] Patent Number: **Des. 322,786**

[45] Date of Patent: **** Dec. 31, 1991**

[54] TELEPHONE SET

[75] Inventor: **Richard Wu, Taipei, Taiwan**

[73] Assignee: **Kingtel Telecommunication Corp., Taipei, Taiwan**

[**] Term: **14 Years**

[21] Appl. No.: **603,857**

[22] Filed: **Oct. 26, 1990**

[52] U.S. Cl. **D14/151; D14/142**

[58] Field of Search **D14/151, 148, 141, 142, D14/144; 379/419, 420, 428, 440, 436, 432**

[56] **References Cited**

U.S. PATENT DOCUMENTS

D. 279,895	7/1985	Menei	D14/151
D. 287,850	1/1987	Marshall	D14/151
D. 291,439	8/1987	Wu	D14/151
D. 291,561	8/1987	Nozawa et al.	D14/151
D. 293,571	1/1988	Büchin	D14/151
D. 295,406	4/1988	Dunstall	D14/151

D. 295,623	5/1988	Gilberton	D14/151
D. 299,717	2/1989	Fukutomo	D14/141
D. 303,964	10/1989	Fukutomo	D14/151
D. 305,025	12/1989	Iino	D14/151
D. 312,458	11/1990	Suzulci	D14/148

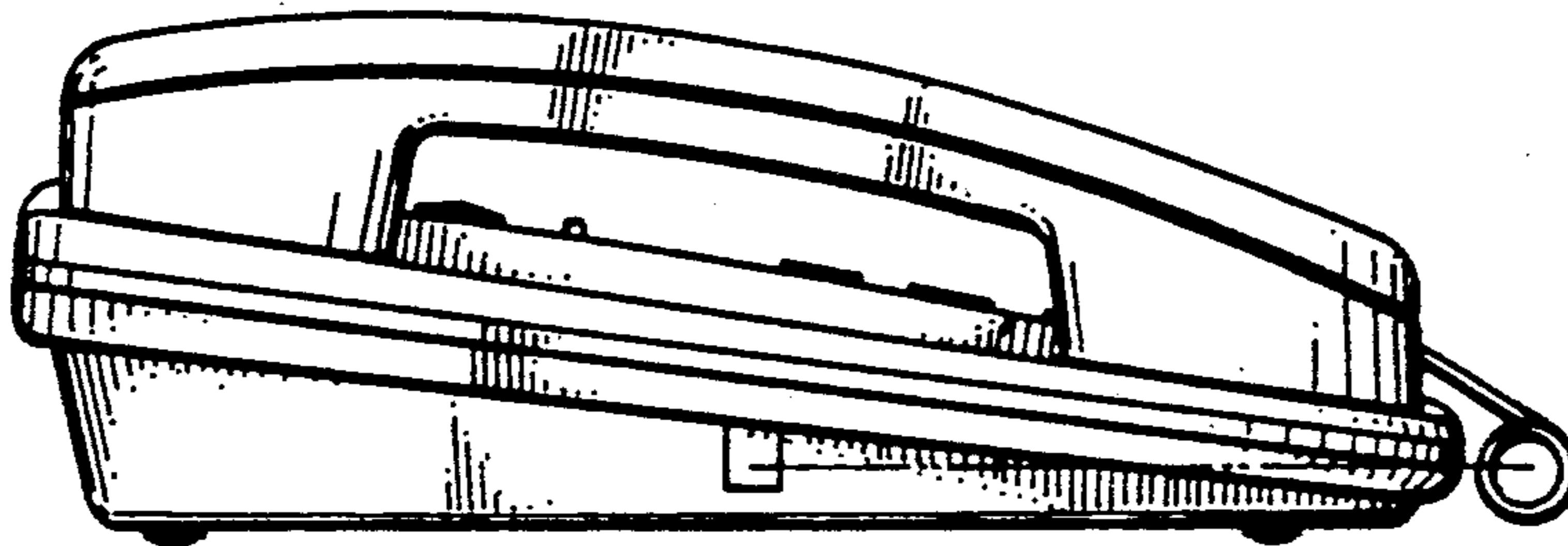

Primary Examiner—Horace B. Fay, Jr.
Attorney, Agent, or Firm—Fleit, Jacobson, Cohn, Price, Holman & Stern

[57] CLAIM

The ornamental design for a telephone set, as shown and described.

DESCRIPTION

FIG. 1 is a front, top and right side perspective view of a Telephone Set showing my new design;
FIGS. 2 and 3 are respectively top and bottom plan views thereof;
FIGS. 4 and 5 are respectively left and right side elevational views thereof;
FIGS. 6 and 7 are respectively front and rear elevational view thereof.






FIG. 1




FIG. 2

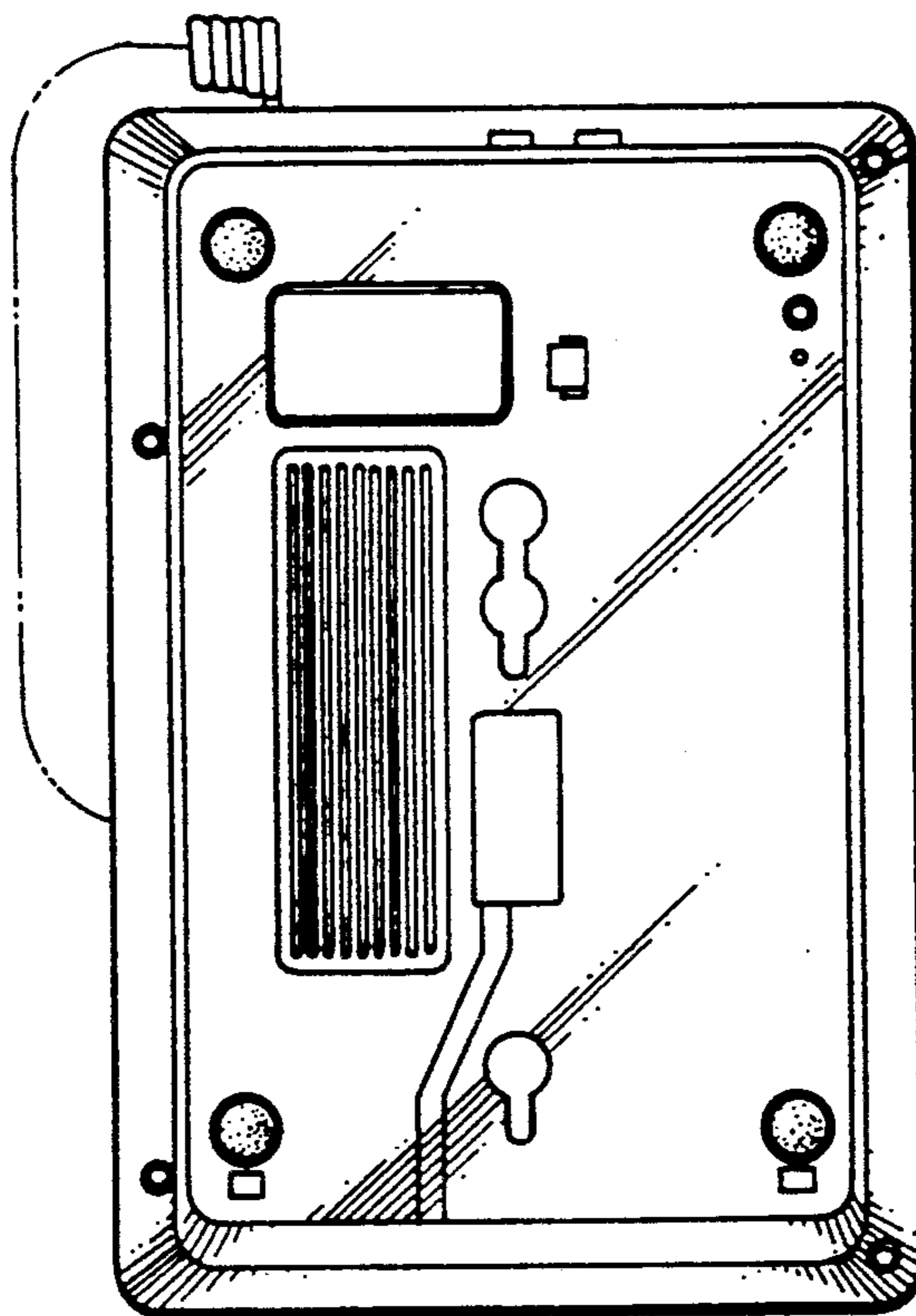


FIG. 3

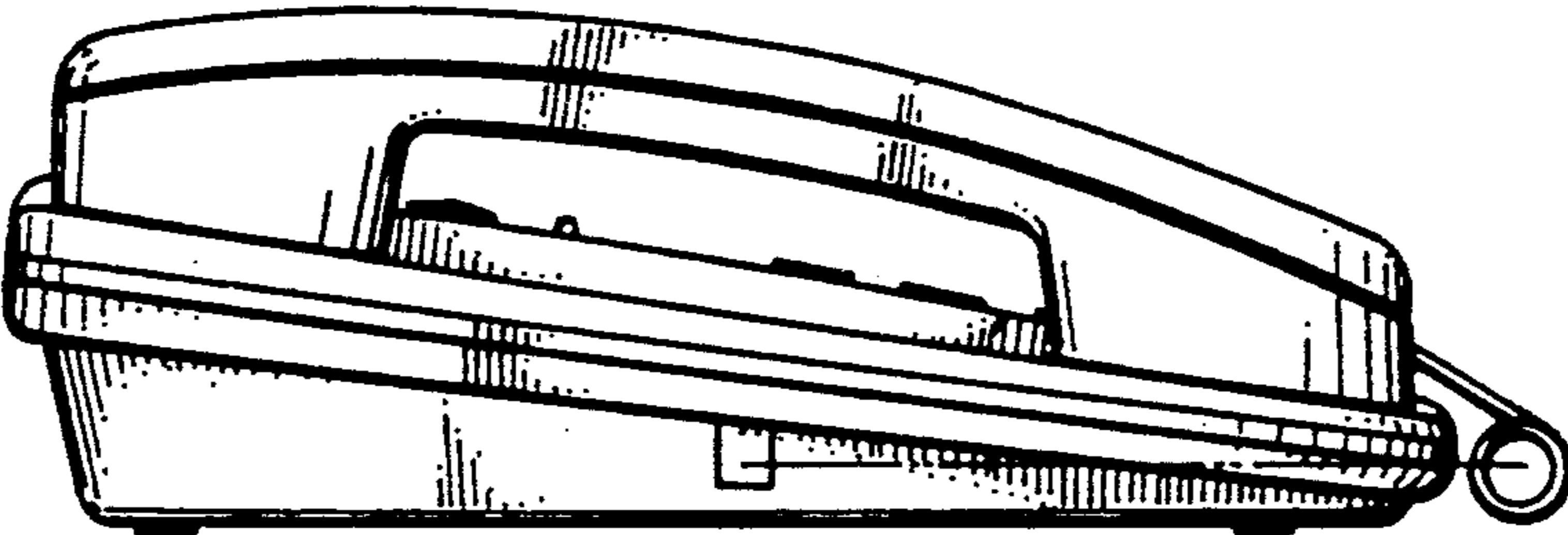


FIG. 4

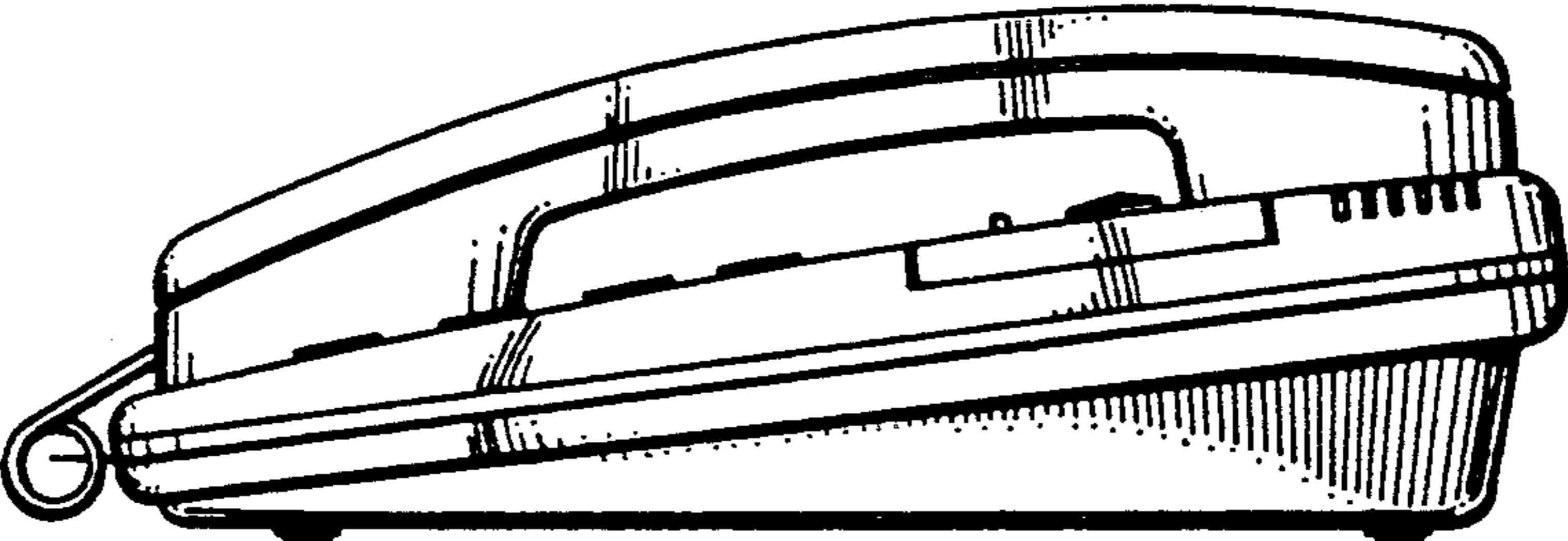


FIG. 5




FIG. 6

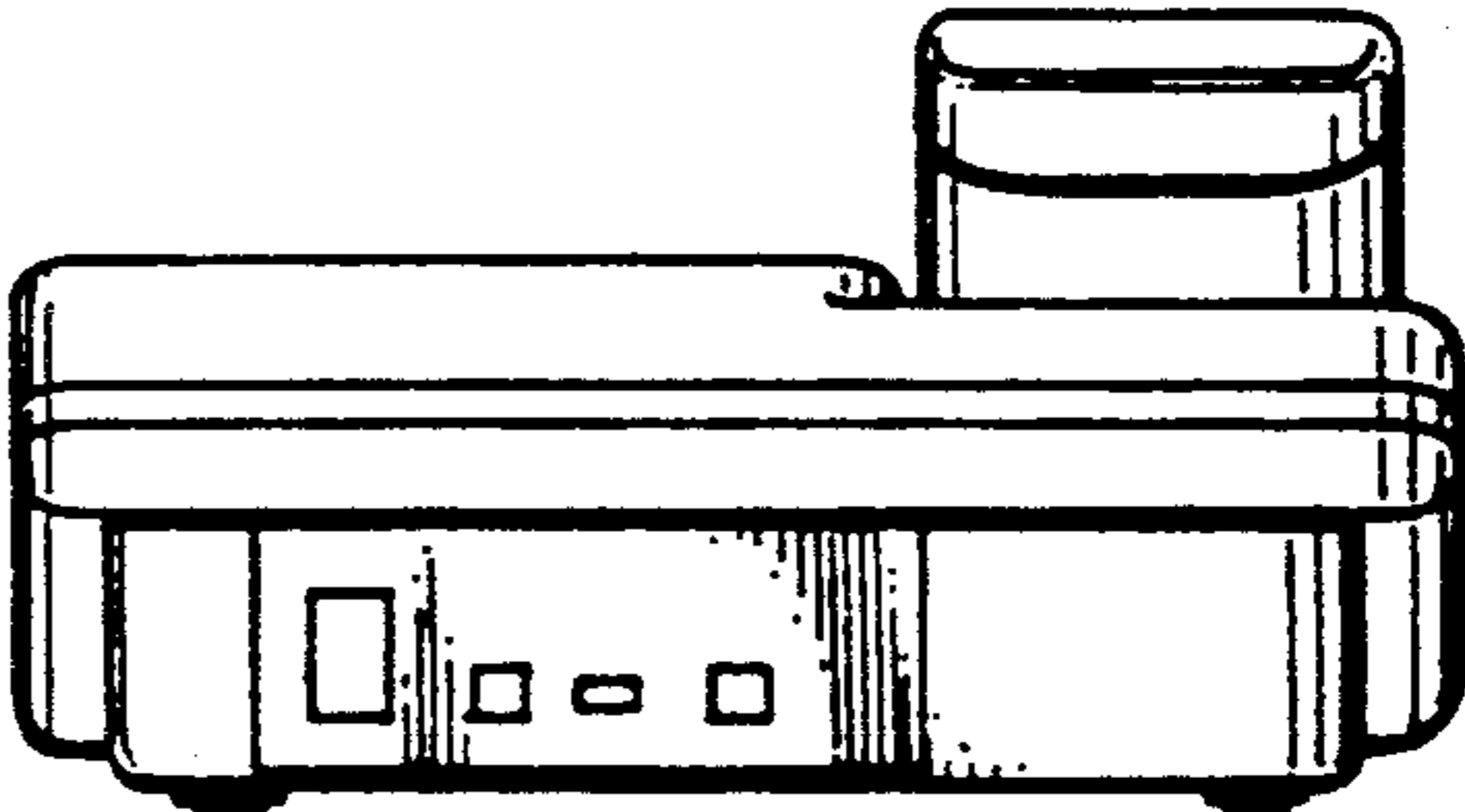


FIG. 7