

[54] MOVABLE HANDSET TELEPHONE

[75] Inventors: Tsuyoshi Nakamachi, Kamakura; Takashi Murakami; Michio Yamasaki, both of Amagasaki, all of Japan

[73] Assignee: Mitsubishi Denki Kabushiki Kaisha, Tokyo, Japan

[\*\*] Term: 14 Years

[21] Appl. No.: 612,275

[22] Filed: Nov. 9, 1990

[30] Foreign Application Priority Data

May 9, 1990 [JP] Japan ..... 2-15664

[52] U.S. Cl. .... D14/138; D14/147; D14/148

[58] Field of Search ..... D14/138, 147, 148, 248; 379/58, 59, 433, 435, 440; 455/89, 90

[56] References Cited

U.S. PATENT DOCUMENTS

- D. 298,033 10/1988 Hatsumi et al. .... D14/147 X
- D. 298,321 11/1988 Watanabe ..... D14/148 X
- D. 306,163 2/1990 Soren et al. .... D14/138
- D. 310,366 7/1990 Akaike et al. .... D14/138
- D. 315,558 3/1991 Watanabe et al. .... D14/138
- D. 316,410 4/1991 Watanabe et al. .... D14/147 X

OTHER PUBLICATIONS

"Clarion 3000 Series Cellular Telephone" Catalogue (date unknown).

"Ericsson GE Mobile Communications Inc." Catalogue (date unknown).

"Panasonic, EB-310/311 Cellular Mobilephone" Catalogue (date unknown).

B. A. Pargh's 1987 Catalog, ©1987, Cordless Handset Telephones on pp. 274, 275.

Primary Examiner—Horace B. Fay, Jr.

Attorney, Agent, or Firm—Rothwell, Figg, Ernst & Kurz

[57] CLAIM

The ornamental design for a movable handset telephone, as shown and described.

DESCRIPTION

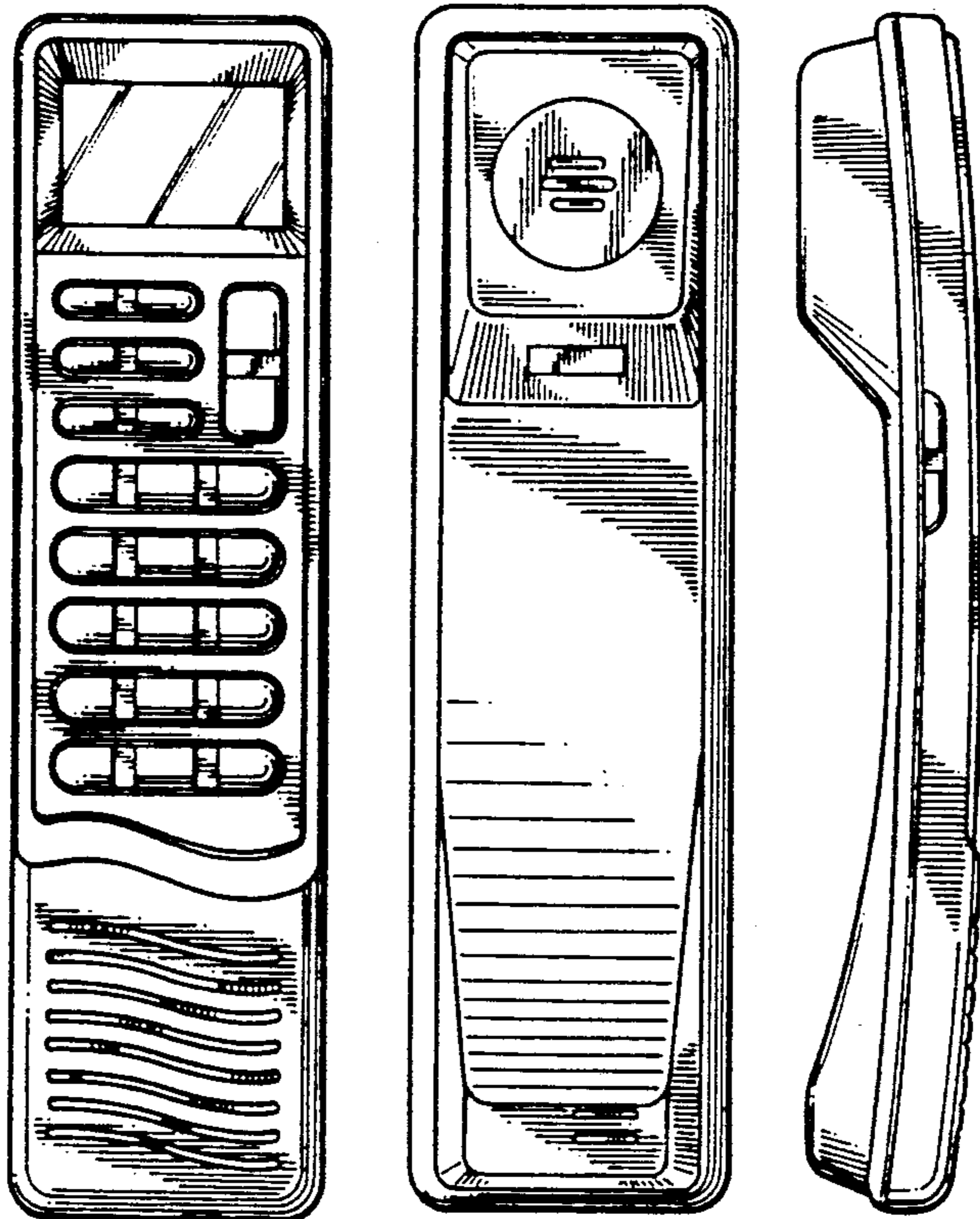
FIGS. 1 and 2 are respectively front and rear elevational views of a movable handset telephone showing our new design;

FIGS. 3 and 4 are respectively left and right side elevational views thereof;

FIGS. 5 and 6 are respectively top and bottom plan views thereof; and

FIG. 7 is a bottom, back and right side perspective view of the handset telephone shown with associated environmental structure in broken lines that is for illustrative purposes only, and which forms no part of the claimed design.

The broken line showing of a holder in FIG. 1 is for illustrative purposes only and forms no part of the claimed design.



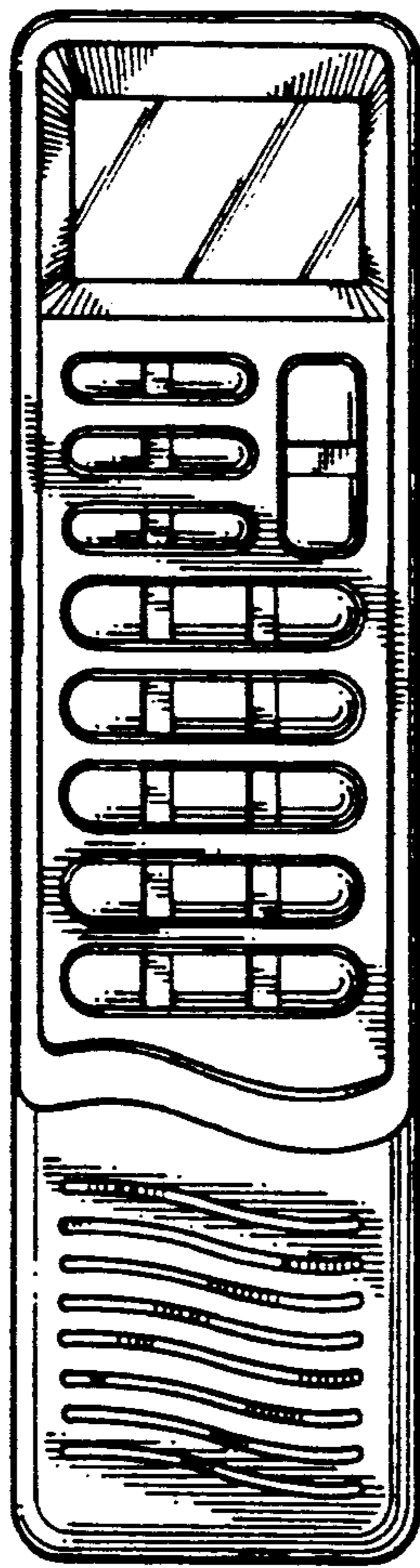


FIG. 1




FIG. 2

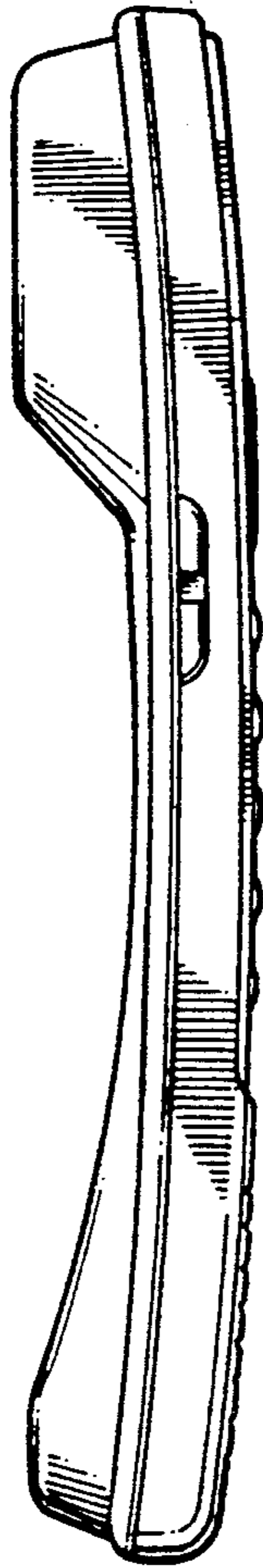


FIG. 3

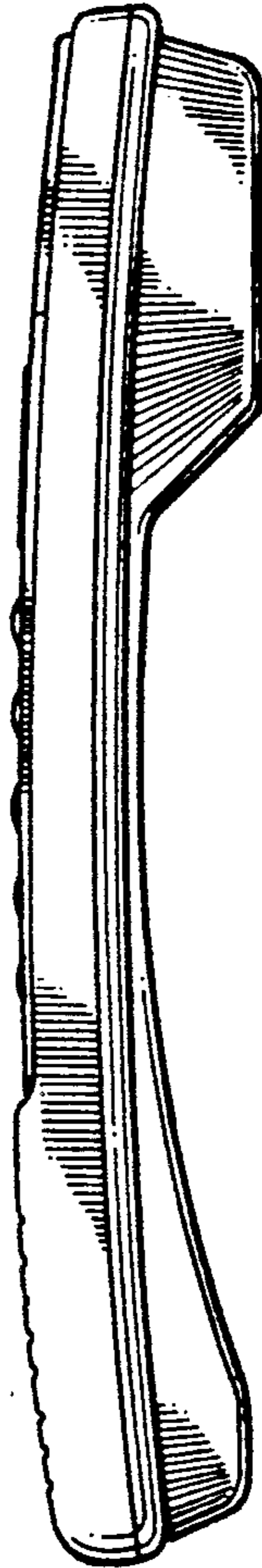


FIG. 4

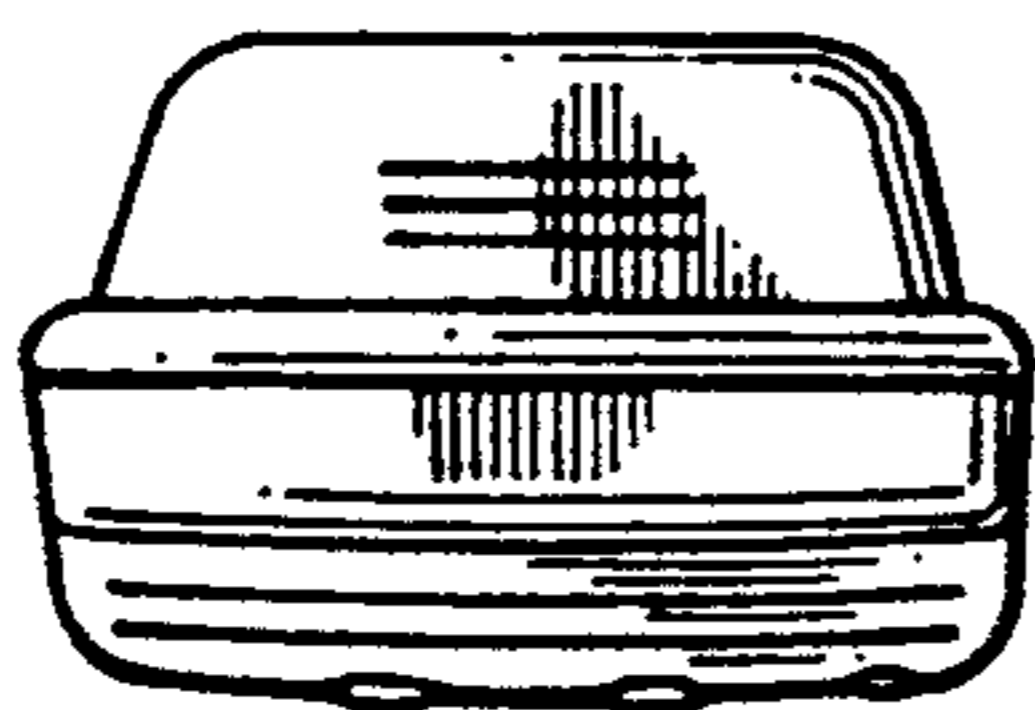


FIG. 5

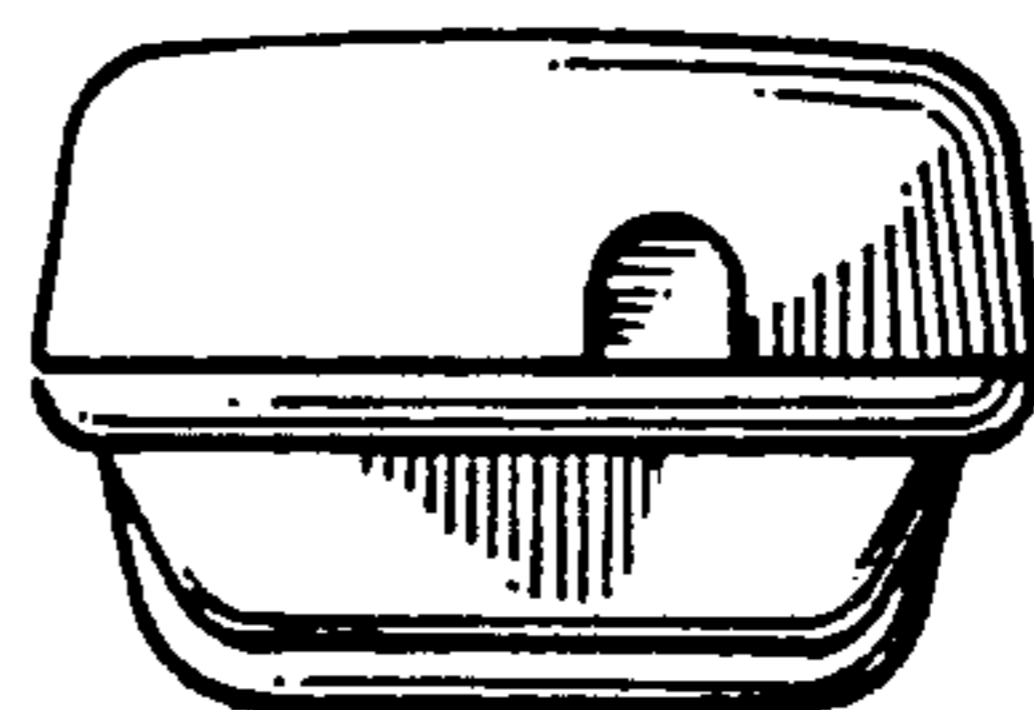


FIG. 6

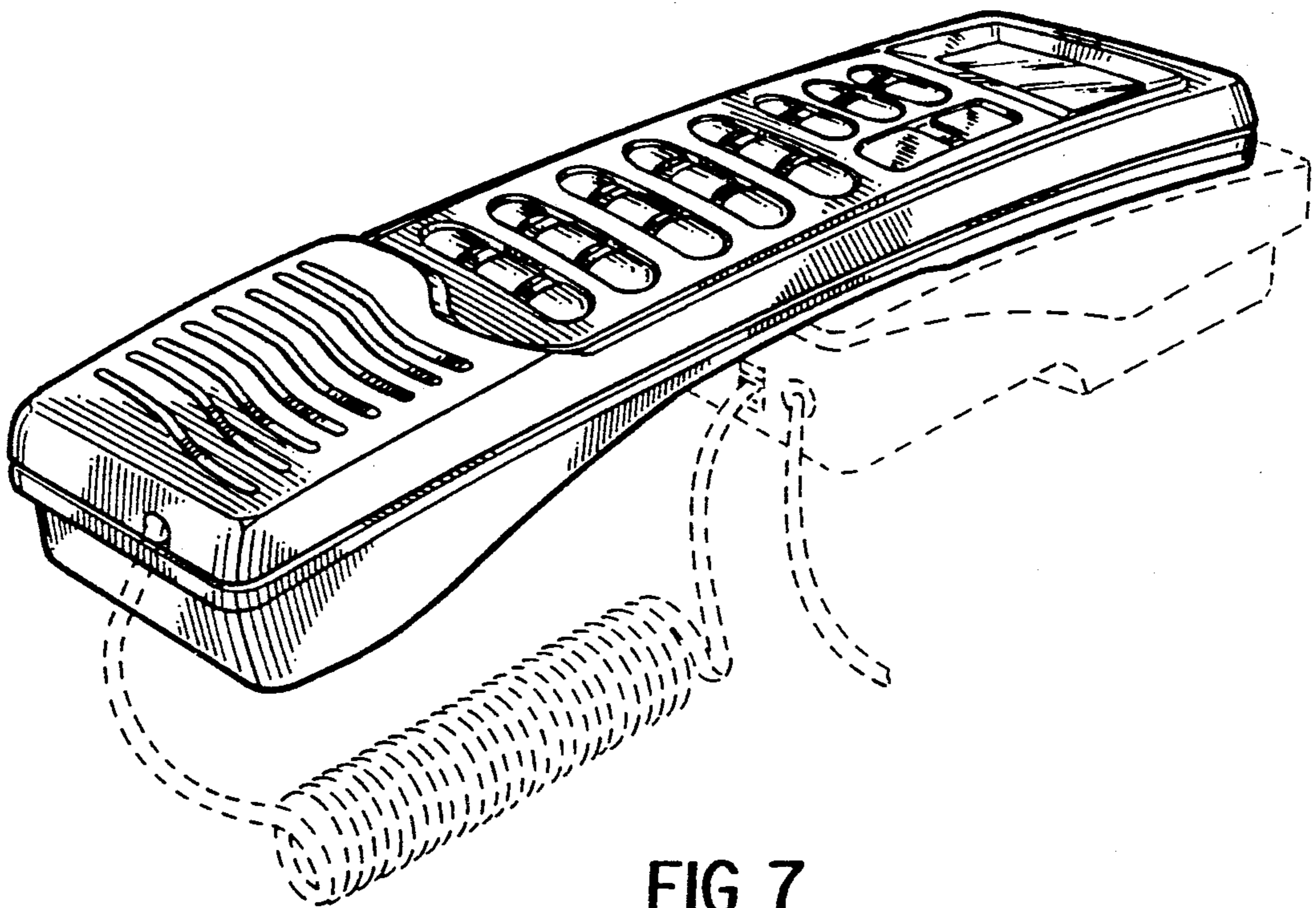


FIG. 7