

[54] COMPUTER CONTROL PANEL

D. 291,574 8/1987 Kim ..... D14/100  
4,518,164 5/1985 Hayford, Jr. .... 273/148 B

[75] Inventors: Nicholas C. Wislocki, Cleveland;  
Robert A. Cecil, Solon; John D.  
Geither, Wickcliffe, all of Ohio

Primary Examiner—Wallace R. Burke  
Assistant Examiner—Freda S. Nunn  
Attorney, Agent, or Firm—Fay, Sharpe, Beall, Fagan,  
Minnich & McKee

[73] Assignee: Picker International, Inc., Highland  
Heights, Ohio

[\*\*] Term: 14 Years

[57] CLAIM

[21] Appl. No.: 275,790

The ornamental design for a computer control panel, as  
shown and described.

[22] Filed: Nov. 23, 1988

DESCRIPTION

[52] U.S. Cl. .... D14/115

[58] Field of Search ..... D14/100, 101, 102, 106,  
D14/113-115; D18/1, 7, 11, 12; D13/162, 168,  
184, 199, 158; D21/48; 340/700, 706, 711, 712,  
707, 710; 341/22, 23; 364/706-710; 200/5 A, 5  
R, 6 A, 6 R; 74/471 XY; 178/18-20; 273/148 B

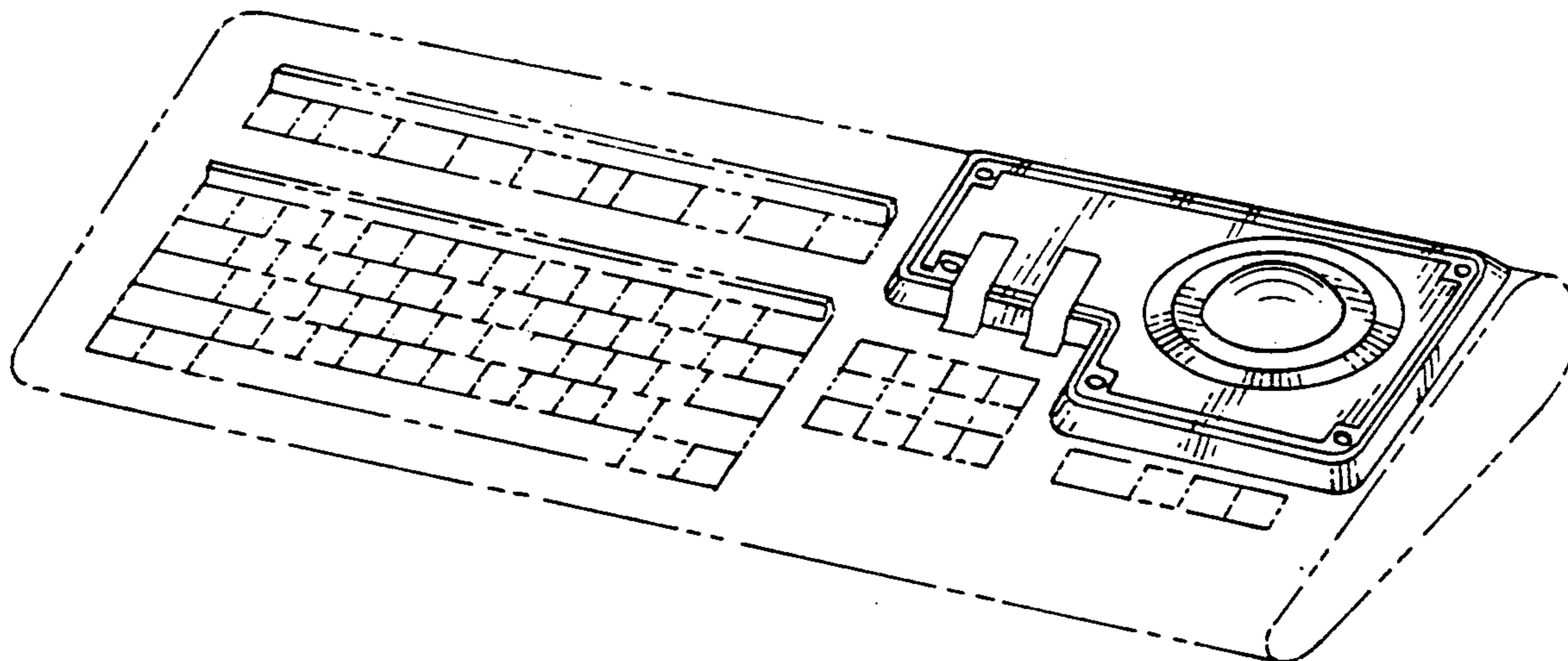
FIG. 1 is a top plan view of a computer control panel  
showing our new design;  
FIGS. 2 and 3 are, respectively, left and right side ele-  
vational views thereof;  
FIG. 4 is a front elevational view thereof;  
FIG. 5 is a rear elevational view thereof;  
FIG. 6 is a top, front, right side perspective view  
thereof.

[56] References Cited

U.S. PATENT DOCUMENTS

D. 276,247 11/1984 Kim ..... D21/48  
D. 290,707 7/1987 Allen et al. .... D14/115

The keyboard is shown in broken lines in FIGS. 1-6 for  
illustrative purposes and forms no part of the claimed  
design.



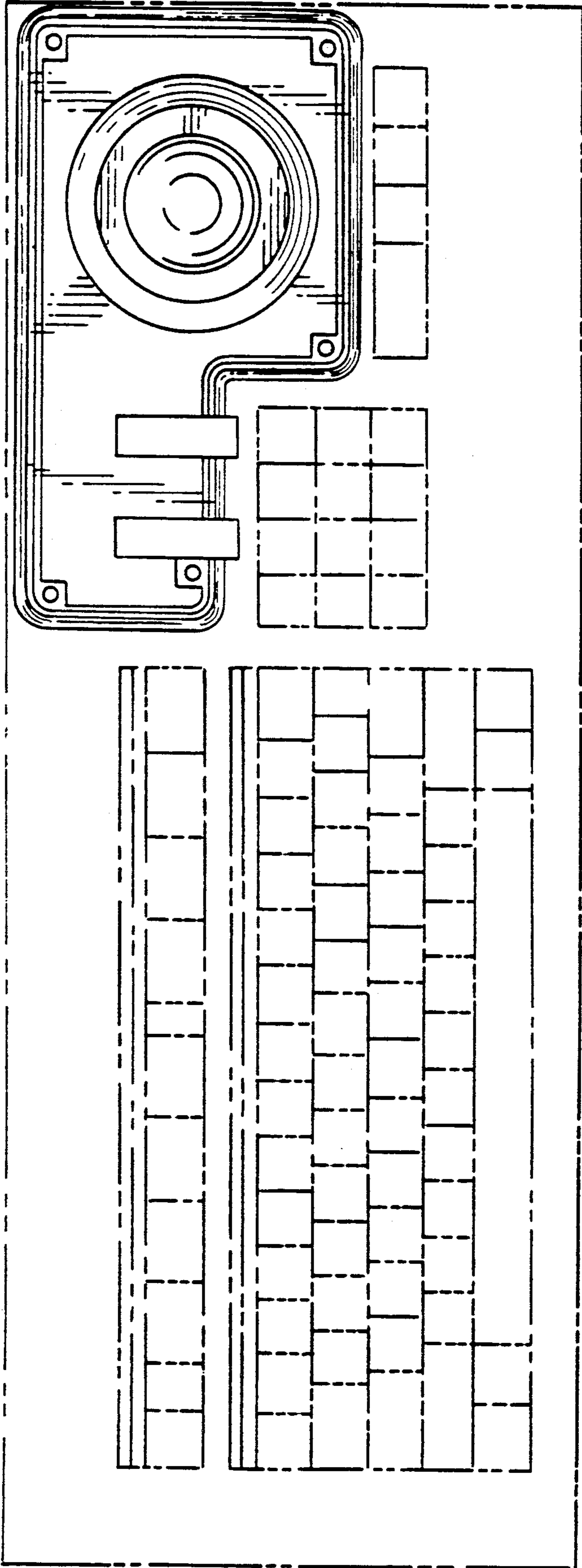


FIG. 1

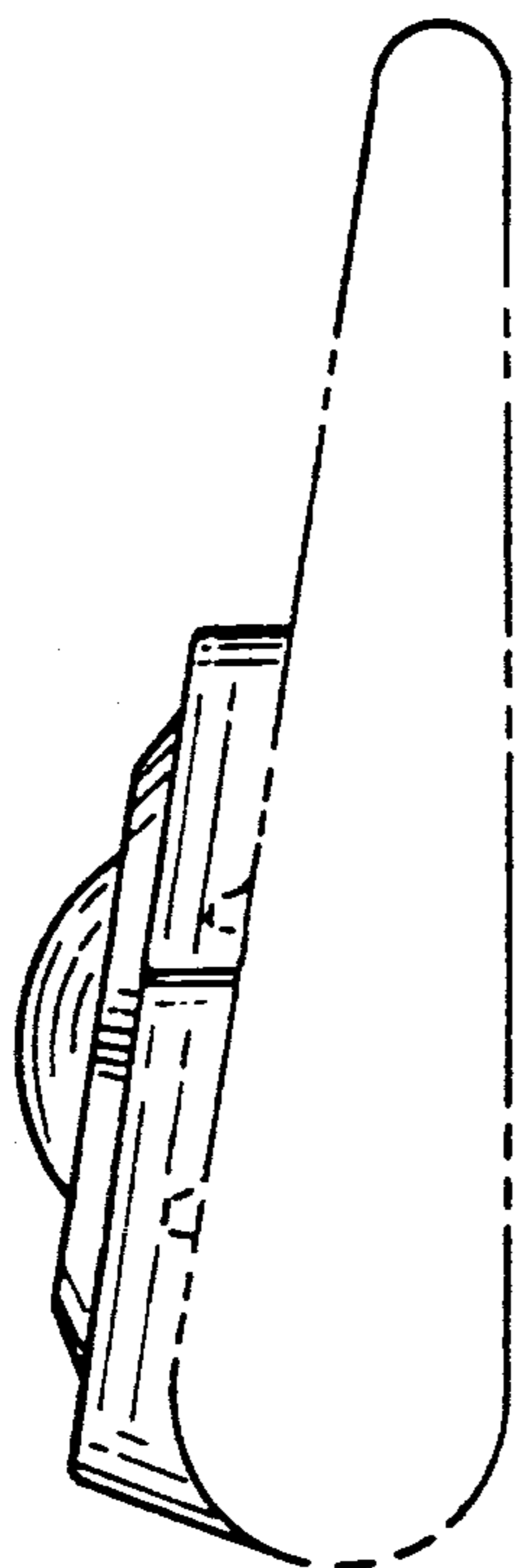


FIG. 2




FIG. 3

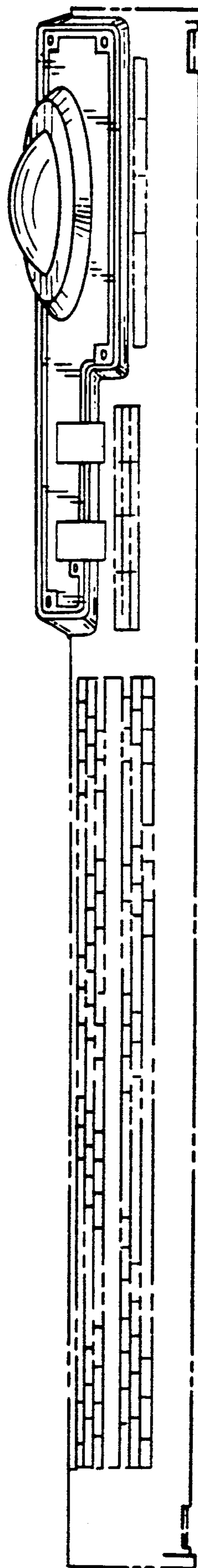


FIG. 4




FIG. 5

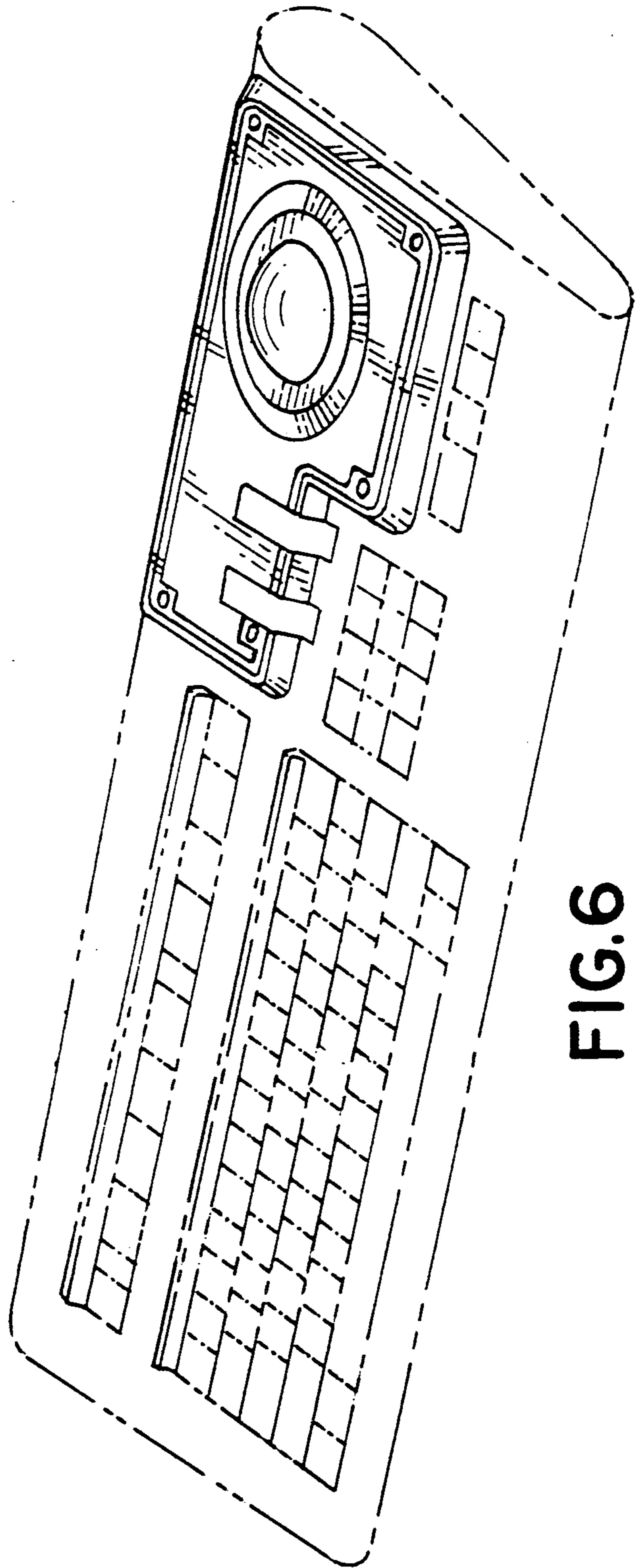


FIG. 6