

# United States Patent [19]

Leis et al.

[11] Patent Number: **Des. 322,766**

[45] Date of Patent: **\*\* Dec. 31, 1991**

[54] **WALL ORNAMENT**

[75] Inventors: **Susan K. Leis; James Geier**, both of Chicago, Ill.

[73] Assignee: **Liz Claiborne, Inc.**, New York, N.Y.

[\*\*] Term: **14 Years**

[21] Appl. No.: **308,385**

[22] Filed: **Feb. 8, 1989**

[52] U.S. Cl. .... **D11/132; D11/140; D6/494**

[58] Field of Search ..... **D11/132, 140, 164; D6/332; D25/49, 48, 47, 138**

[56] **References Cited -**

### U.S. PATENT DOCUMENTS

D. 202,176 9/1965 Blau ..... D25/49  
D. 227,524 7/1973 Dushek ..... D25/48 X  
D. 228,491 10/1973 Dunsmoor ..... D25/48 X

D. 230,842 3/1974 Mathies ..... D25/49 X  
D. 282,355 1/1986 Hartzell ..... D11/140 X  
D. 293,183 12/1987 Aaron ..... D6/570 X  
D. 310,927 10/1990 Scott et al. .... D6/571


*Primary Examiner*—Bruce W. Dunkins  
*Assistant Examiner*—Janice E. Seeger  
*Attorney, Agent, or Firm*—Kirschstein, Ottinger, Israel & Schiffmiller

### [57] CLAIM


The ornamental design for a wall ornament, as shown and described.

### DESCRIPTION

FIG. 1 is a front perspective view of a wall ornament showing our new design;  
FIG. 2 is a top plan view thereof;  
FIG. 3 is a side elevational view, the opposite side being a mirror image thereof;  
FIG. 4 is a rear elevational view thereof; and  
FIG. 5 is a bottom plan view thereof.



*FIG. 1*



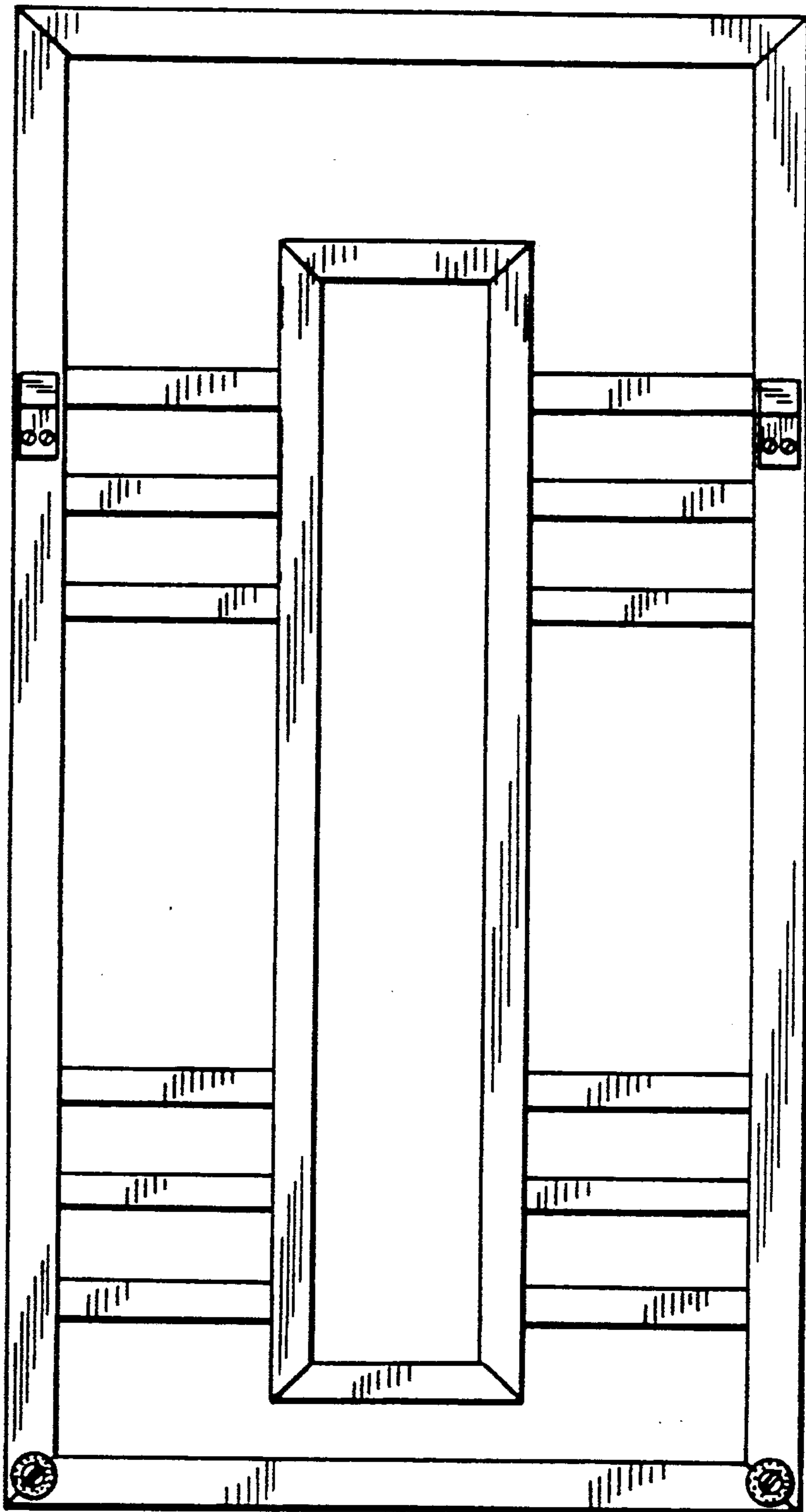
*FIG. 3*



*FIG. 2*



*FIG. 4*



*FIG. 5*

