

[54] **WRISTWATCH**

[75] **Inventor: Gerald A. G. Saint-Dizier, Gaillard, France**

[73] **Assignee: Rolex Watch U.S.A., Inc., New York, N.Y.**

[\*] **Notice: The portion of the term of this patent subsequent to Nov. 26, 2005 has been disclaimed.**

[\*\*] **Term: 14 Years**

[21] **Appl. No.: 254,562**

[22] **Filed: Oct. 6, 1988**

[30] **Foreign Application Priority Data**

Apr. 6, 1988 [WO] World Int. Prop. O. .... DM/010679

[52] **U.S. Cl. .... D10/39**

[58] **Field of Search .... D10/30-32, D10/38, 39, 122-126; D11/1-4; 368/223-225, 232, 238, 276-278, 281, 292-296**

[56] **References Cited**

**U.S. PATENT DOCUMENTS**

D. 74,823 4/1928 Conant ..... D10/38  
D. 195,421 6/1963 Huguenin ..... D10/39

D. 220,051 3/1971 Gsell ..... D10/39  
D. 221,289 7/1971 VanHaften ..... D10/39  
D. 309,113 7/1990 Schoepfer ..... D10/32

**OTHER PUBLICATIONS**

Goldschmide Zeitung, Damen-Quarz, 3/1982, p. 30.  
Swiss Watch and Jewelry Jou., Pulchra Watch, 1/1987, p. 4.

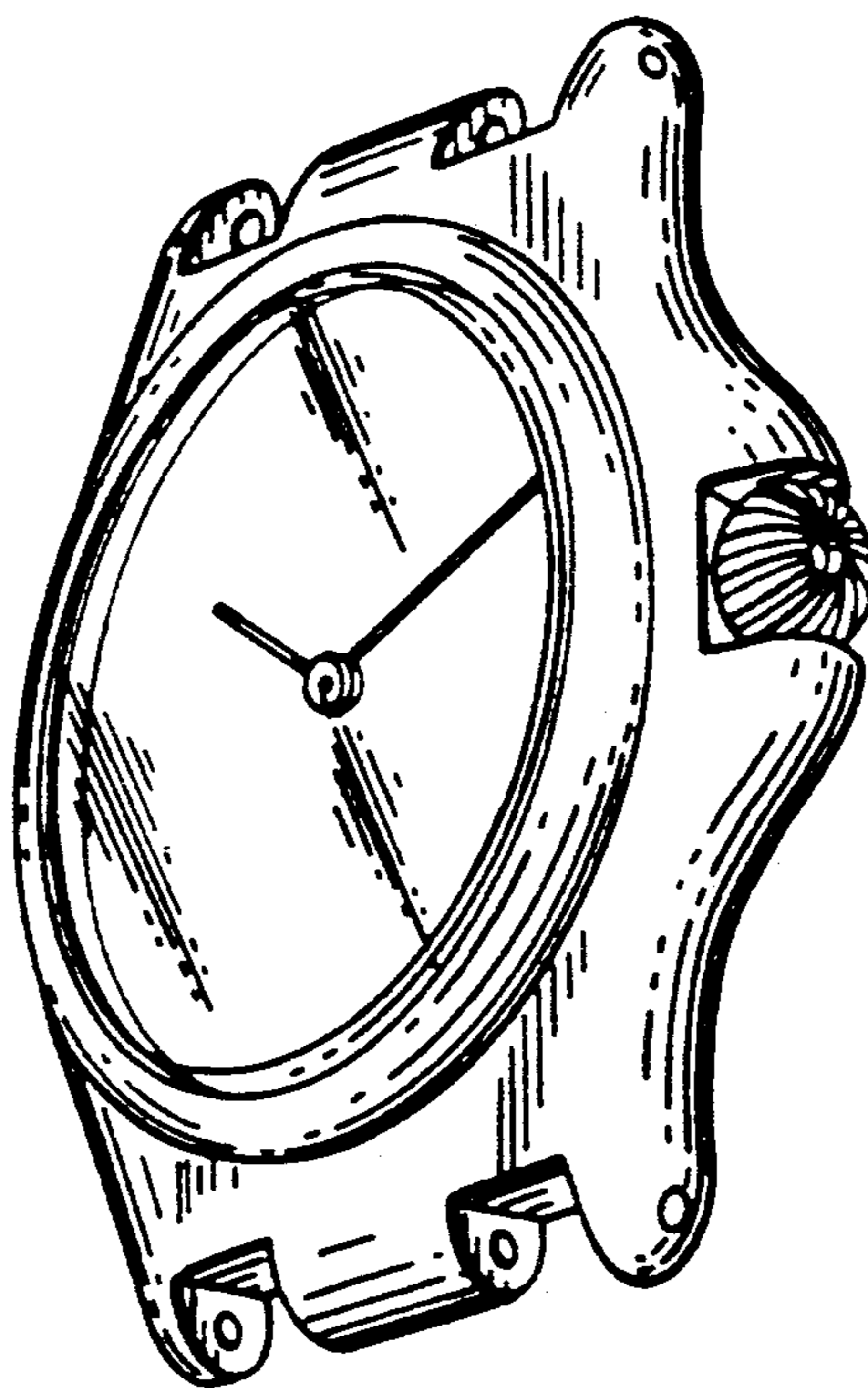
*Primary Examiner*—Nelson C. Holtje  
*Assistant Examiner*—Antoine D. Davis  
*Attorney, Agent, or Firm*—Kane, Dalsimer, Sullivan, Kurucz, Levy, Eisele and Richard

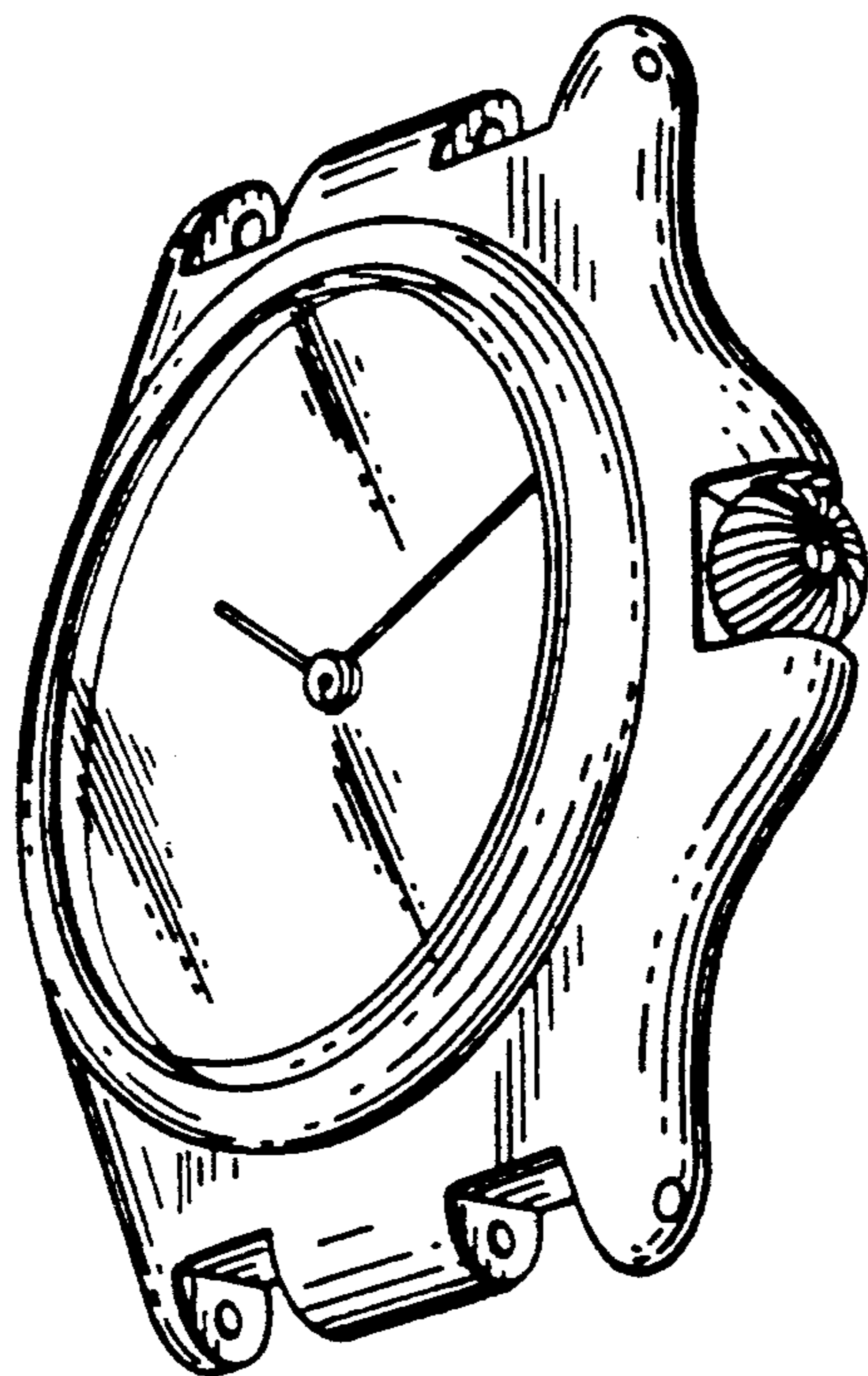
[57] **CLAIM**

The ornamental design for a wristwatch, as shown and described.

**DESCRIPTION**


FIG. 1 is a bottom plan and right side perspective view of a wristwatch showing my new design;  
FIG. 2 is a front elevational view;  
FIG. 3 is a top plan view;  
FIG. 4 is a right side elevational view;  
FIG. 5 is a rear elevational view;  
FIG. 6 is a left side elevational view; and  
FIG. 7 is a bottom plan view thereof.



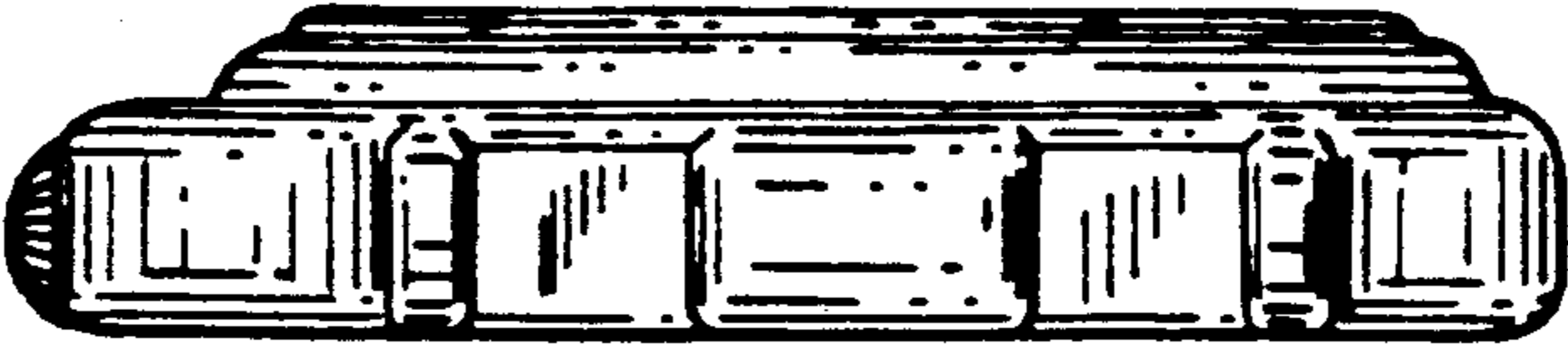


*FIG. 1*


*FIG. 2*




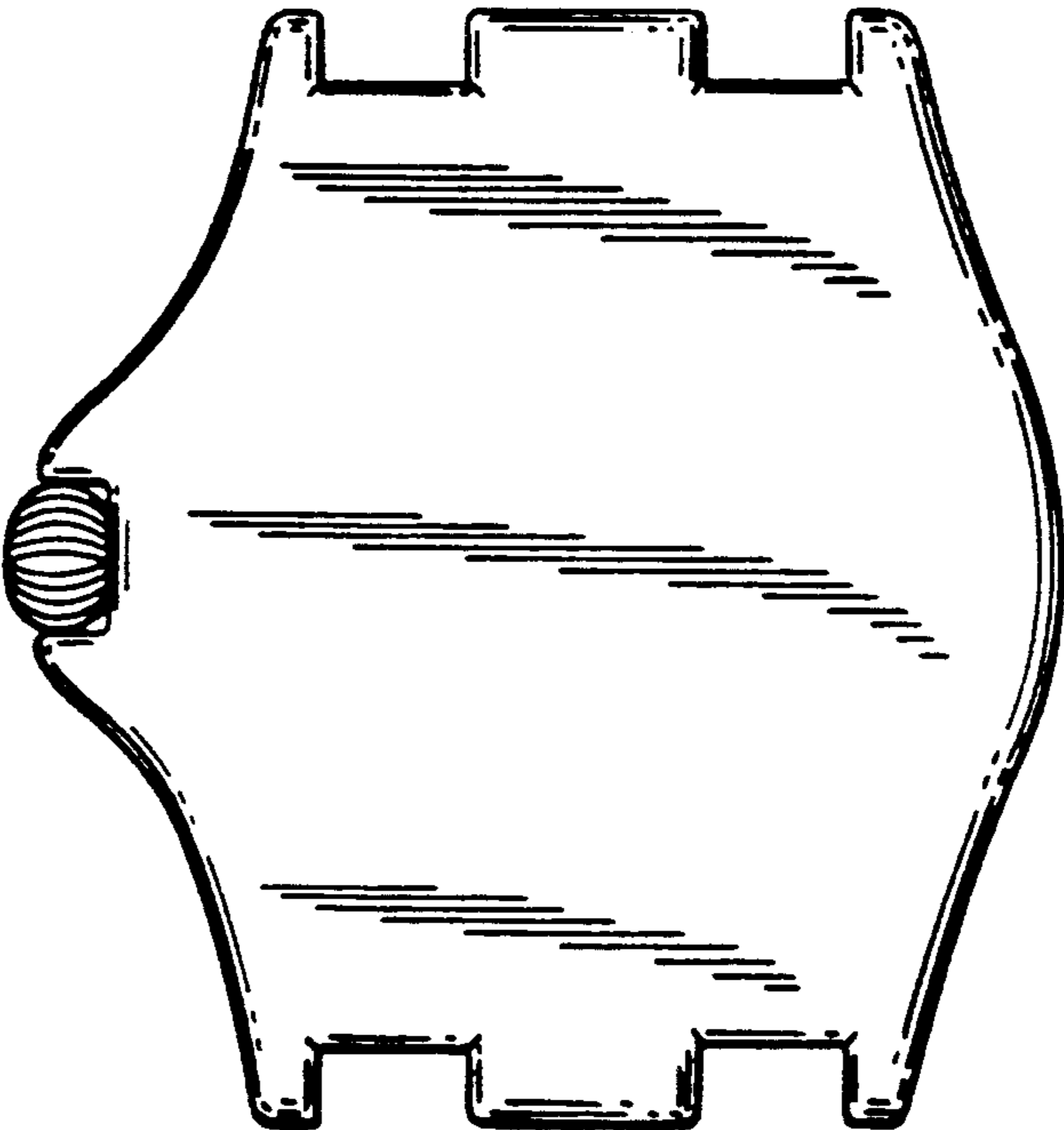
*FIG. 3*



*FIG. 4*



*FIG. 5*



*FIG. 6*

*FIG. 7*

