

[54] **COMBINED DISPENSING CONTAINER AND SPREADER FOR SKI WAX**

[75] **Inventor: Jörg Zintzmeyer, Zürich, Switzerland**

[73] **Assignee: Toko AG, Altstatten, Switzerland**

[\*\*] **Term: 14 Years**

[21] **Appl. No.: 359,076**

[22] **Filed: May 31, 1989**

[30] **Foreign Application Priority Data**

Dec. 1, 1988 [CH] Switzerland ..... 117.138  
 [52] U.S. Cl. .... **D9/338; D4/116; D9/300; D9/377**  
 [58] **Field of Search** ..... D9/300, 337, 338, 367, D9/403, 411, 426, 448; D23/225; D24/62; D28/5, 91.1; D32/35, 42, 75; D4/116, 120, 137; D3/30.5; 401/190, 195; 206/216

[56] **References Cited**

**U.S. PATENT DOCUMENTS**

D. 94,250 1/1935 Twiggs ..... D9/408  
 D. 114,665 5/1939 Noble ..... D9/411  
 D. 141,531 6/1945 Williams ..... D4/116 X  
 D. 164,473 9/1951 Broes, Sr. .... D4/116  
 D. 266,961 11/1982 Balleraud ..... D28/91.1

D. 270,864 10/1983 Martinez ..... D28/91.1  
 D. 272,006 12/1983 Geiger ..... D28/5  
 D. 292,271 10/1987 Schmidt ..... D9/377

*Primary Examiner*—Bernard Ansher  
*Assistant Examiner*—C. Tuttle  
*Attorney, Agent, or Firm*—Cushman, Darby & Cushman

[57] **CLAIM**

The ornamental design for a combined dispensing container and spreader for ski wax, as shown and described.

**DESCRIPTION**

FIG. 1 is a top perspective view of a combined dispensing container and spreader for ski wax showing my new design;  
 FIG. 2 is a top plan view thereof, the side opposite being identical to the side shown;  
 FIG. 3 is a front elevational view thereof, the side opposite being identical to the side shown;  
 FIG. 4 is a side elevational view thereof, the side opposite being identical to the side shown;  
 FIG. 5 is a front elevational view shown with both the upper and lower caps removed for clarity of illustration;  
 FIG. 6 is a side elevational view thereof, the side opposite being a mirror image of the side shown;  
 FIG. 7 is a top plan view thereof;  
 FIG. 8 is a bottom plan view thereof, and;  
 FIG. 9 is an exploded front elevational view thereof.

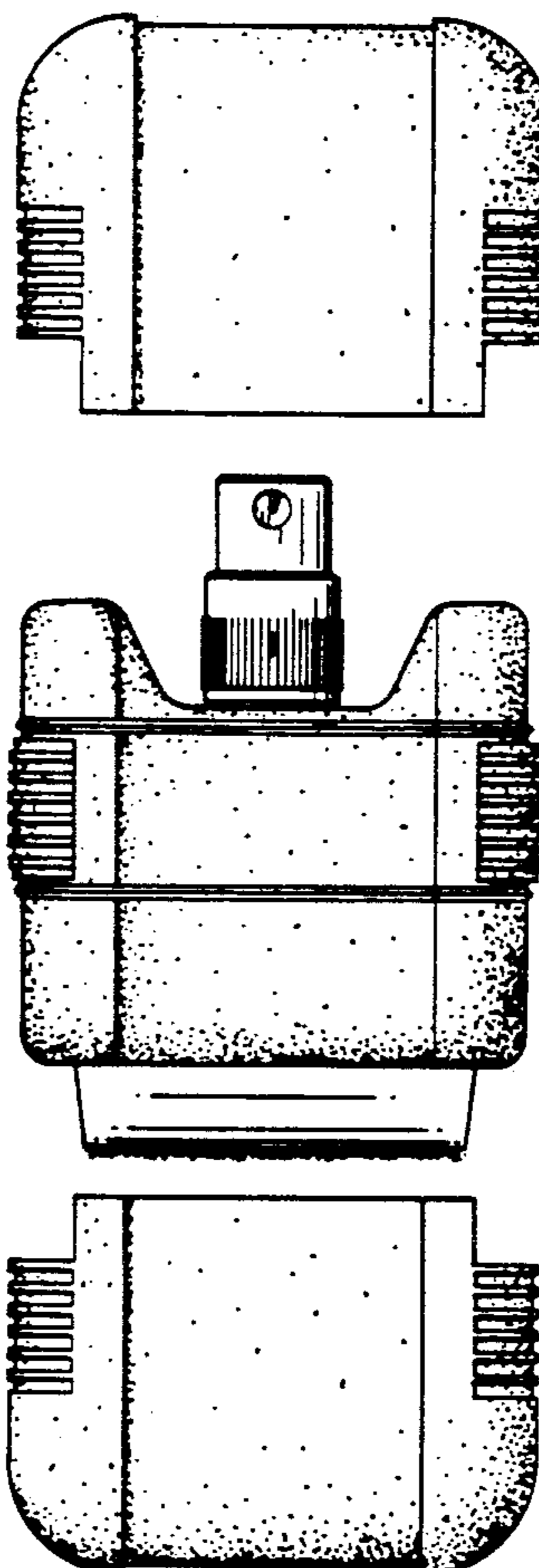
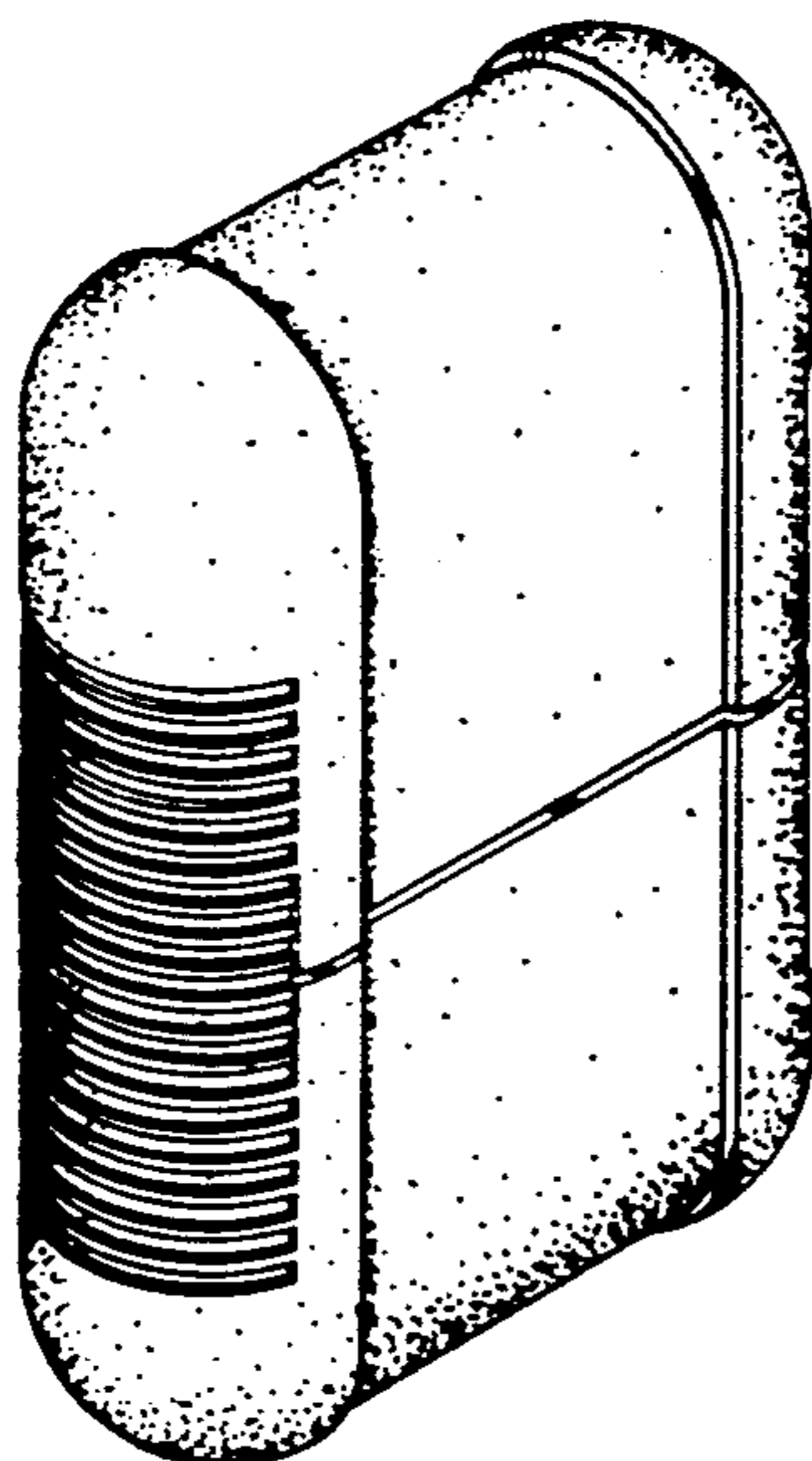


FIG. 1

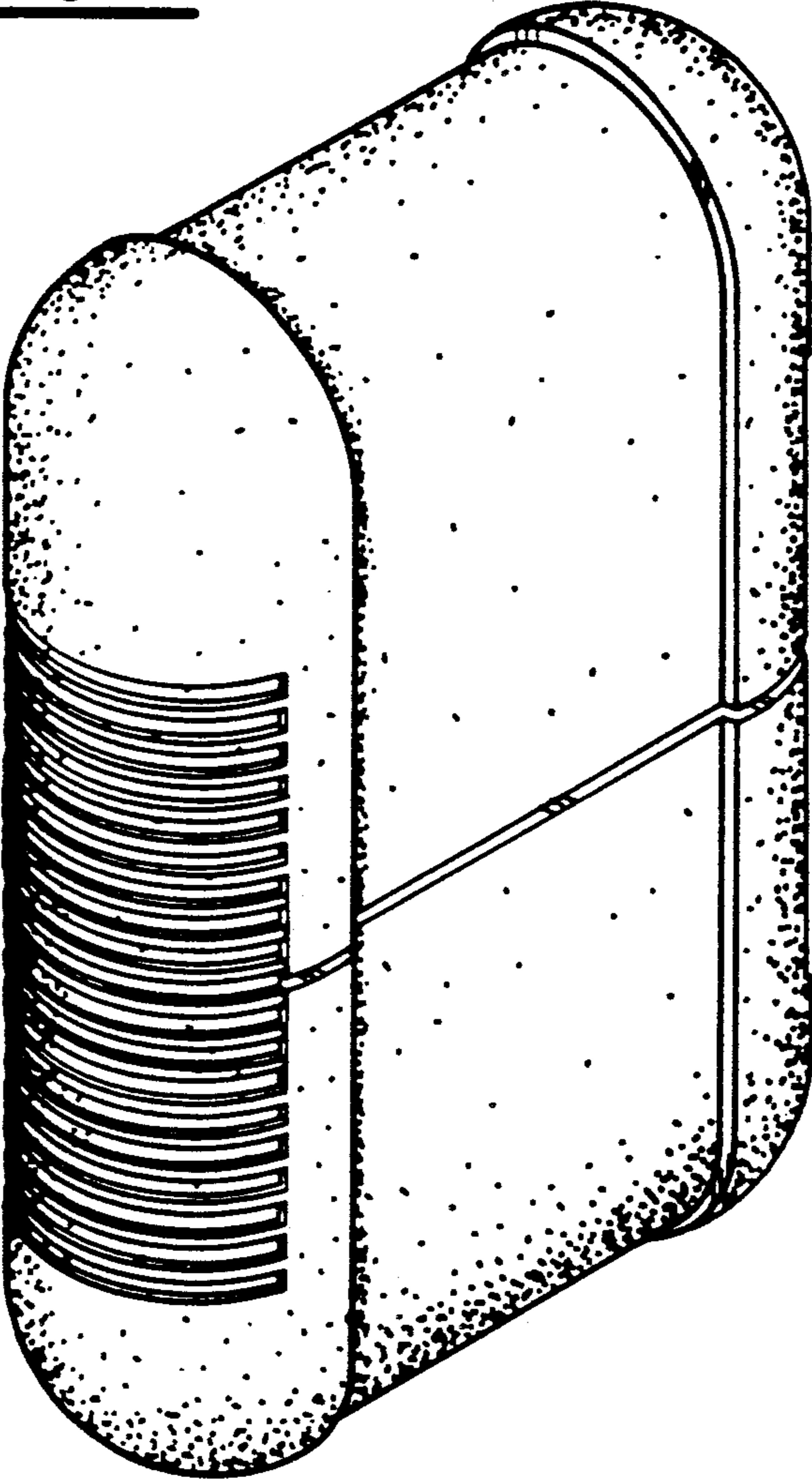


FIG. 2

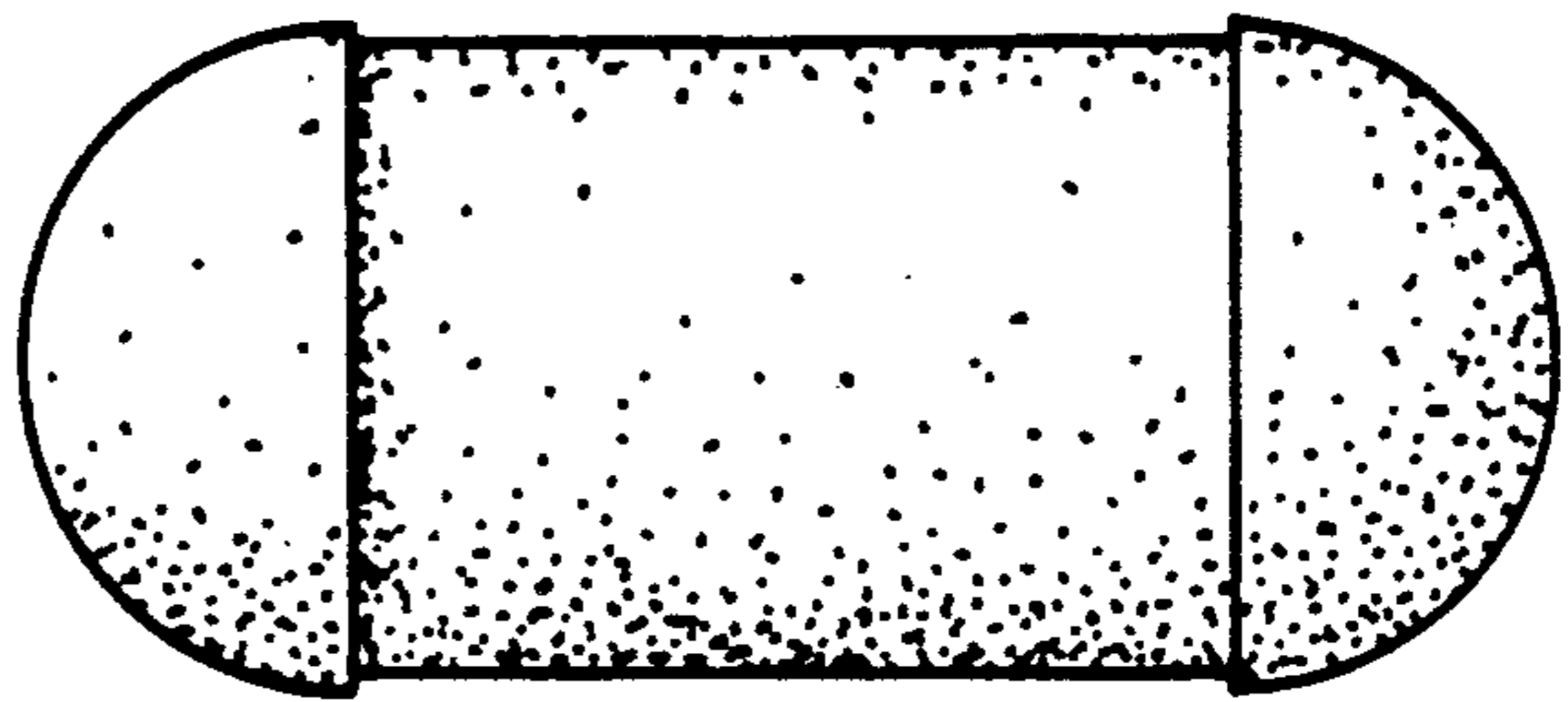


FIG. 4




FIG. 3




FIG. 7

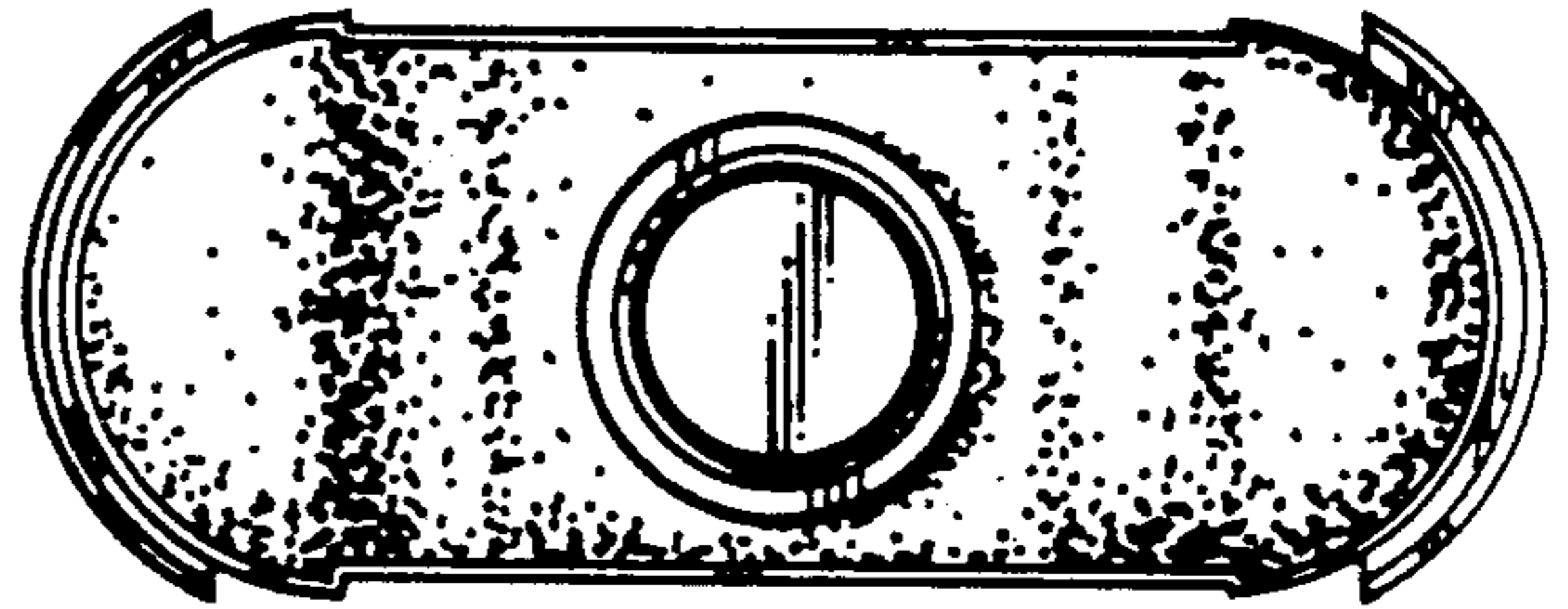


FIG. 6




FIG. 5

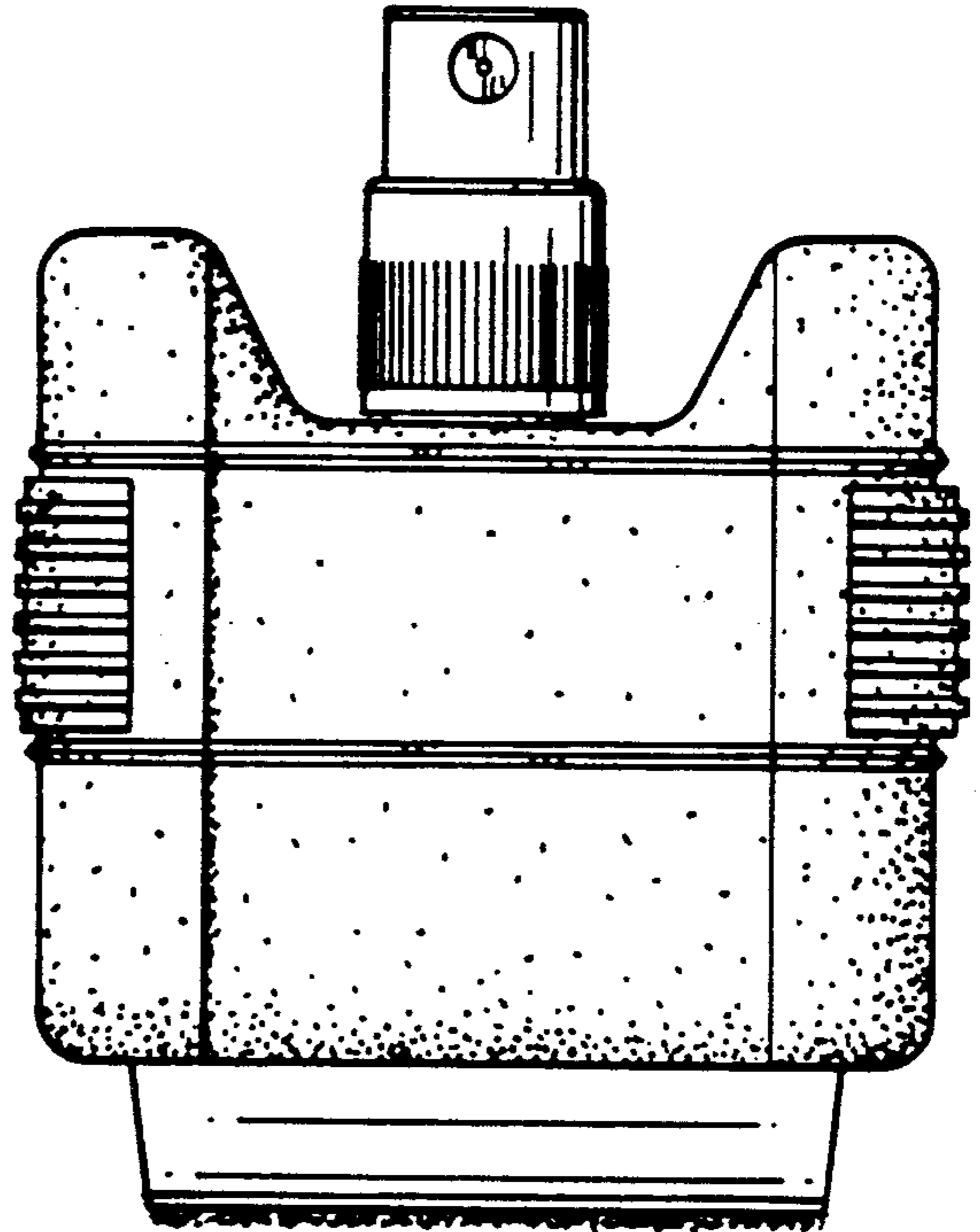


FIG. 8




FIG. 9

