

[54] SHROUD FOR A FLOOR-ENGAGING BOLT MOUNTED AT THE BOTTOM OF A PANIC-BAR LATCH EQUIPPED DOOR

[76] Inventor: Terrance J. Olsen, 5590 Calle Vista Linda, Yorba Linda, Calif. 92670

[**] Term: 14 Years

[21] Appl. No.: 431,319

[22] Filed: Oct. 26, 1989

[52] U.S. Cl. D8/346

[58] Field of Search D8/343, 346, 330-331, D8/400, 402; 292/DIG. 2, DIG. 15; 70/91-92, 158, 465, DIG. 43

[56] References Cited

U.S. PATENT DOCUMENTS

2,752,773	7/1956	Abelson et al.	70/92
3,097,007	7/1963	Eichacker et al.	70/92 X
3,765,198	10/1973	Horgan, Jr.	70/92
3,819,213	6/1974	Vanderburch	70/92 X
4,736,974	4/1988	Rosenthal	292/DIG. 15 X

OTHER PUBLICATIONS

Architectural Graphic Standards (1980) p. 425-Door bottom latch.

Primary Examiner—Brian N. Vinson
Attorney, Agent, or Firm—Georges A. Maxwell

[57] CLAIM

The ornamental design for shroud for a floor-engaging bolt mounted at the bottom of a panic-bar latch equipped door, as shown.

DESCRIPTION

FIG. 1 is a top, front, and left side perspective view of a shroud for a floor-engaging bolt mounted at the bottom of a panic-bar latch equipped door showing my new design;

FIG. 2 is a side elevational view thereof;

FIG. 3 is an opposite side elevational view thereof;

FIG. 4 is a top plan view thereof;

FIG. 5 is a bottom plan view thereof; and

FIG. 6 is a top, rear, and left side perspective view thereof.

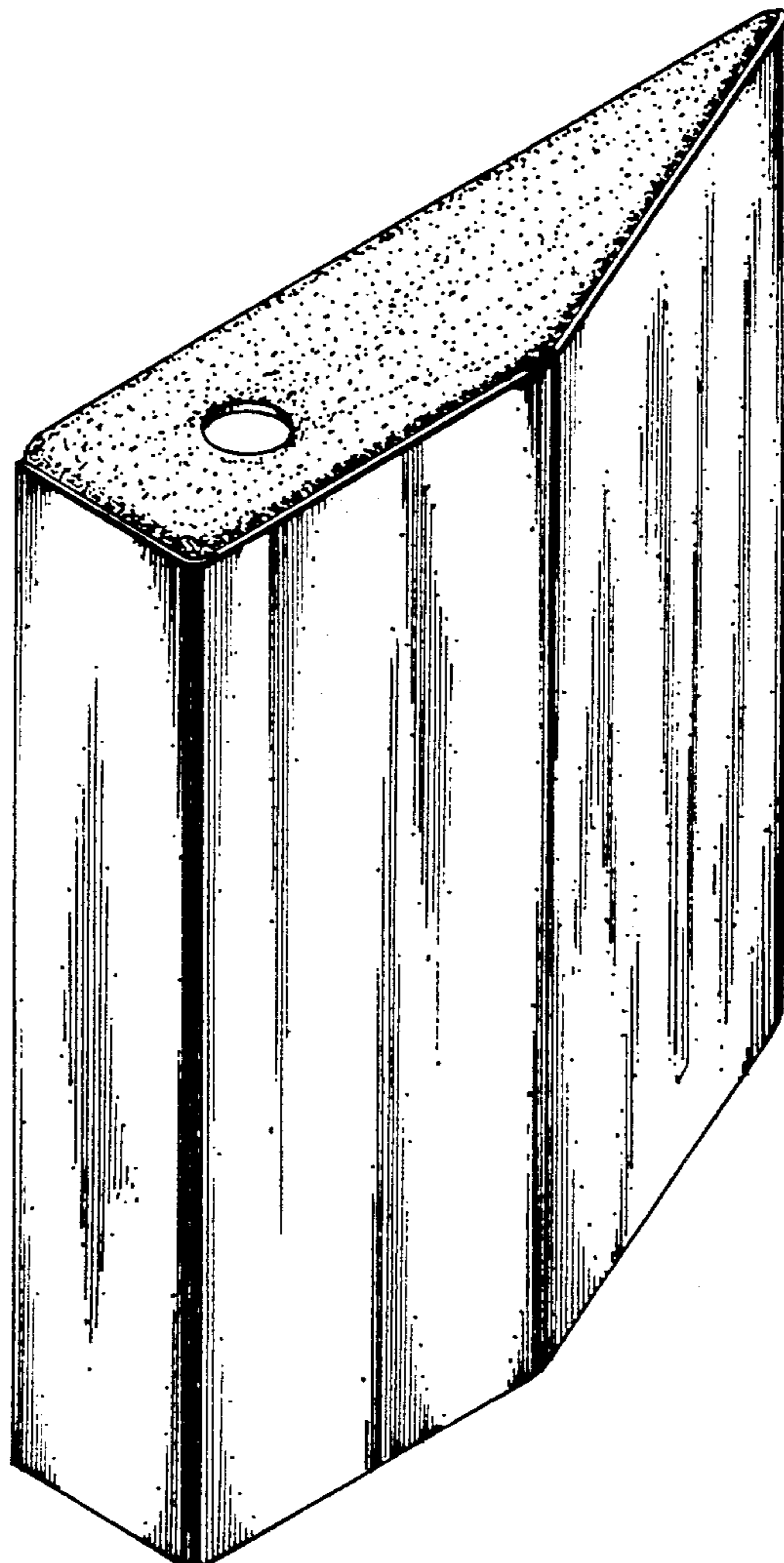


Fig. 1.

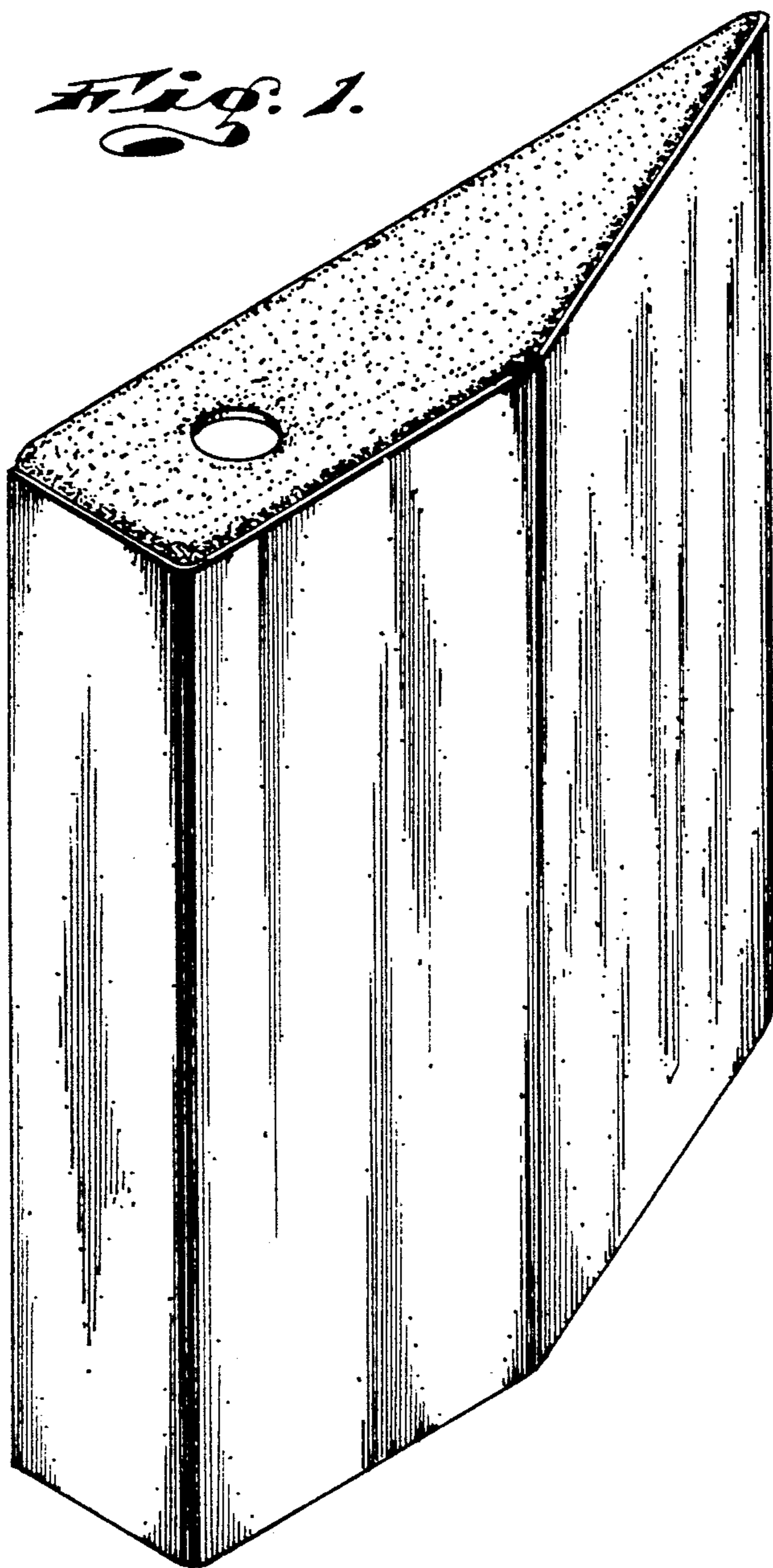


Fig. 2.




Fig. 3.




Fig. 4.




Fig. 5.



Fig. 6.

