

[54] CHILD'S CHAIR

[75] Inventors: Timothy P. Barry, 814 N. 10th Apt. 6, Lafayette, Ind. 47904; Claire A. Miller, West Lafayette, Ind.

[73] Assignee: Timothy P. Barry, Lafayette, Ind.

[**] Term: 14 Years

[21] Appl. No.: 327,952

[22] Filed: Mar. 23, 1989

[52] U.S. Cl. D6/359; D21/159

[58] Field of Search D6/334, 345, 351, 358, D6/359, 500; D21/159, 163

[56] References Cited

U.S. PATENT DOCUMENTS

D. 136,064	7/1943	Fordyce	D21/163	X
D. 193,056	6/1962	Hunter et al.	D21/159	X
D. 216,666	3/1970	Thomas	D21/159	X
D. 220,429	4/1971	Chapman et al.	D21/159	X
D. 221,938	9/1971	Valente	D6/359	
D. 227,425	6/1973	Ando	D6/359	
D. 286,823	11/1986	Roser	D6/359	X
D. 290,430	6/1987	Kullberg	D6/359	
D. 294,099	2/1988	Bromberg et al.	D6/611	
D. 305,416	1/1990	Rohrer et al.	D21/159	X
D. 312,675	12/1990	Yockey	D21/159	

3,840,916	10/1974	Jennings	5/327
4,197,604	4/1987	Nakamura	5/437
4,586,747	5/1986	Taylor	D6/359 X
4,695,092	9/1987	Hittie	297/230

OTHER PUBLICATIONS

Syd Leach, Inc., 1-4-1970, Bear Rocking Chair pictured at top of page.


Primary Examiner—Bruce W. Dunkins
Assistant Examiner—Gary D. Watson
Attorney, Agent, or Firm—Baker & Daniels

[57] CLAIM

The ornamental design for a child's chair, as shown and described.

DESCRIPTION

FIG. 1 is a front perspective view of a child's chair showing our new design wherein the arms are in an open position;
FIG. 2 is a front perspective view thereof wherein the arms are in the closed position;
FIG. 3 is a side elevational view thereof, the opposite side elevational view being identical thereto;
FIG. 4 is a front elevational view thereof;
FIG. 5 is a rear elevational view thereof;
FIG. 6 is a top plan view thereof; and
FIG. 7 is a bottom plan view thereof.



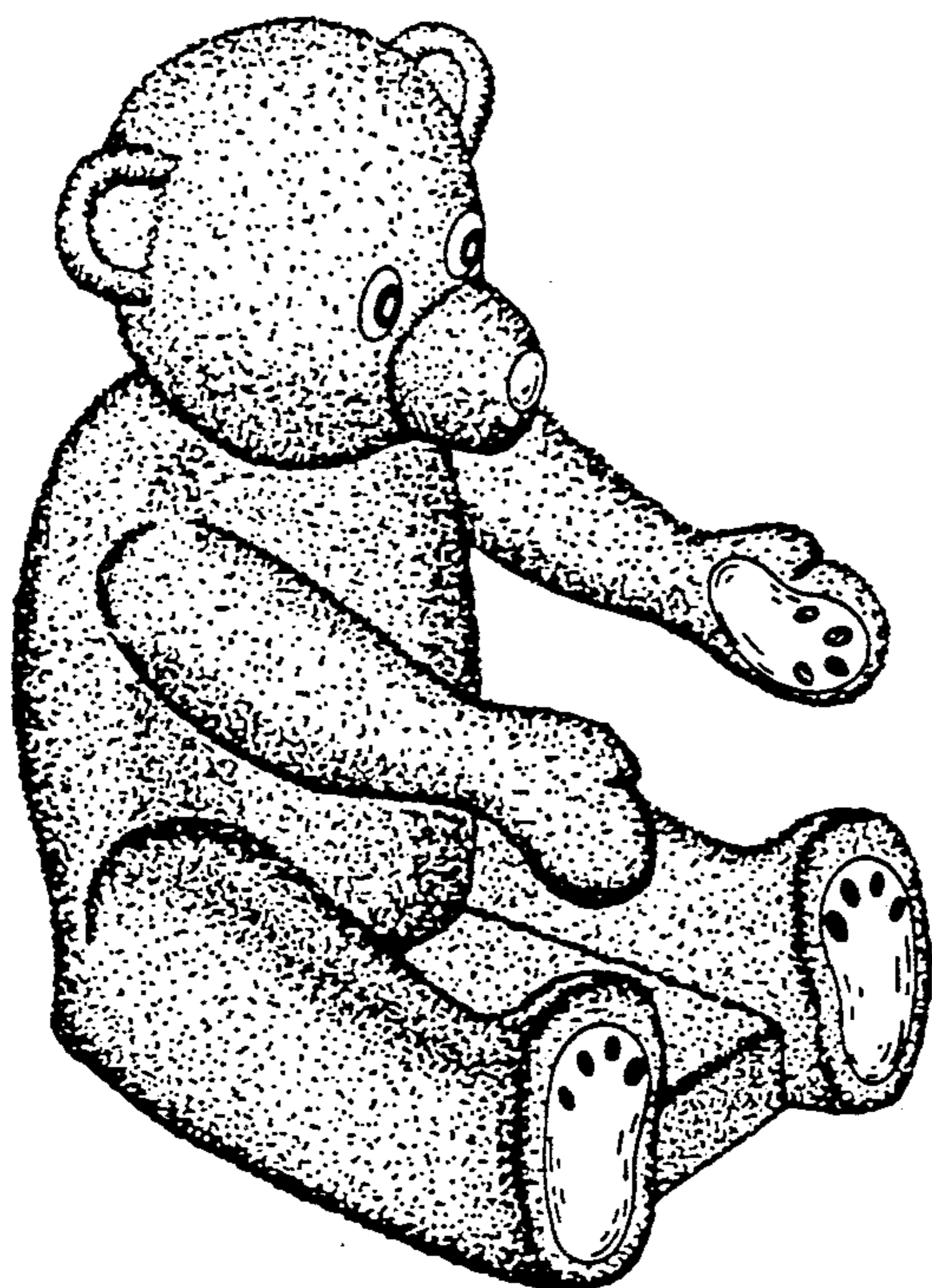


FIG 1




FIG 2




FIG 3




FIG 4




FIG 5

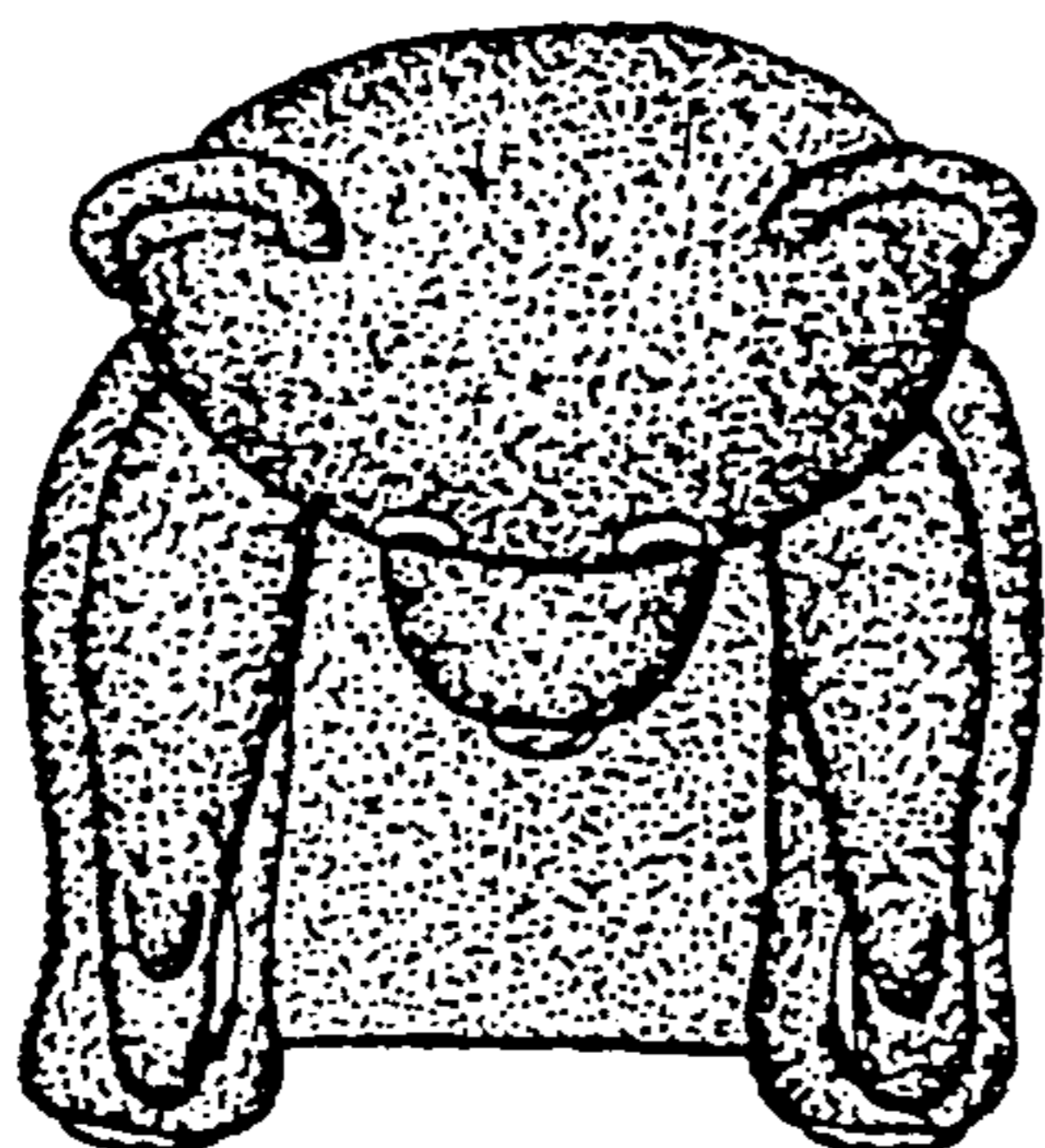


FIG 6




FIG 7