

United States Patent [19]

Jacobson et al.

[11] Patent Number: **Des. 322,690**

[45] Date of Patent: **** Dec. 24, 1991**

[54] **RAZOR BLADE CARTRIDGE**

[75] Inventors: **Chester F. Jacobson**, Southboro;
Frederick R. Borden, Brockton, both
of Mass.

[73] Assignee: **The Gillette Company**, Boston, Mass.

[**] Term: **14 Years**

[21] Appl. No.: **386,136**

[22] Filed: **Jul. 28, 1989**

[52] U.S. Cl. **D28/47**

[58] Field of Search **D28/44, 45, 46, 47,**
D28/48; 30/32, 34.1, 41, 47, 51, 84, 85, 90

[56] **References Cited**

U.S. PATENT DOCUMENTS

- D. 224,479 7/1972 Perry D28/47
- D. 224,852 9/1972 Dorion D28/47
- D. 290,050 5/1987 Jacobson D95/47

- 4,335,508 6/1982 Francis et al. 30/47
- 4,378,633 4/1983 Jacobson 30/47
- 4,486,952 12/1984 Trotta 30/47
- 4,498,235 2/1985 Jacobson 30/47
- 4,574,476 3/1986 Ortiz 30/47

Primary Examiner—Bernard Ansher

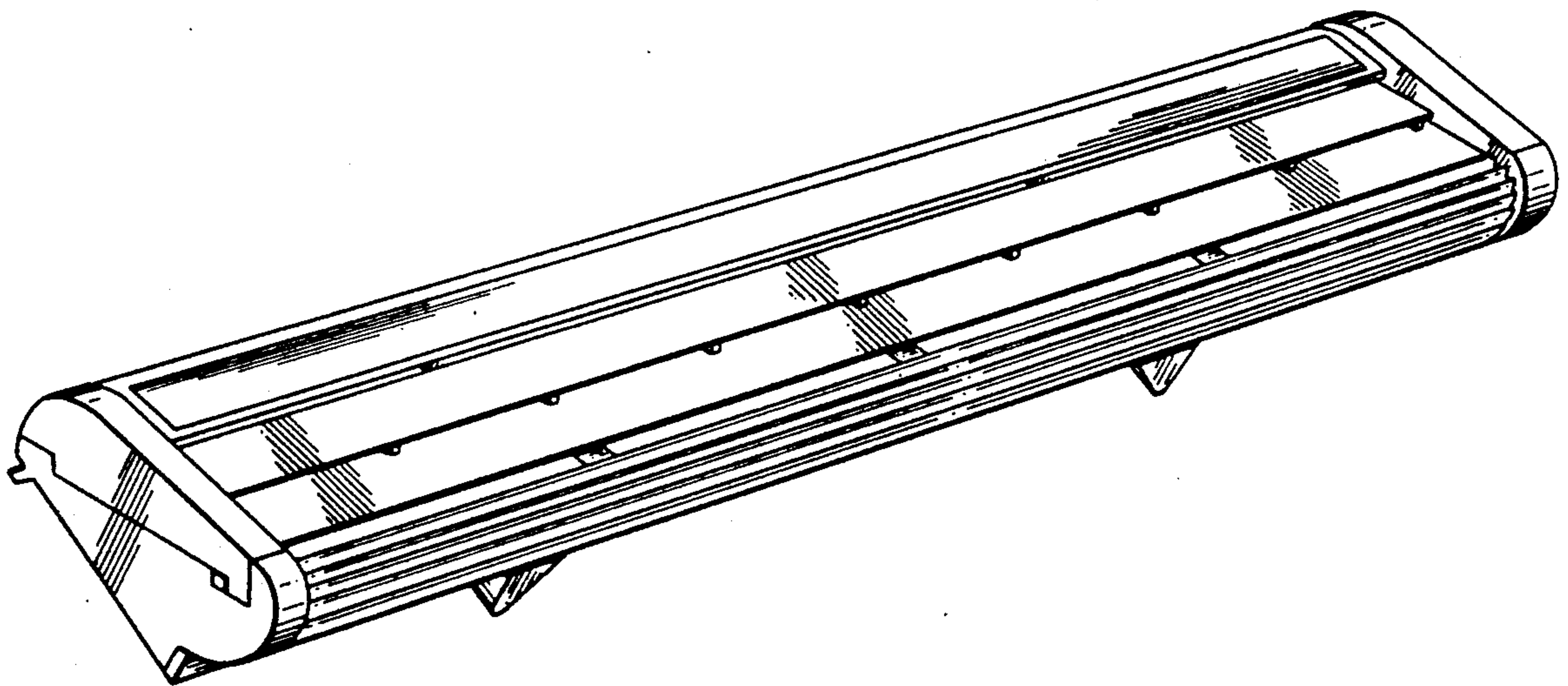
Assistant Examiner—Philip Hyder

[57] **CLAIM**

The ornamental design for a razor blade cartridge, as shown and described.

DESCRIPTION

FIG. 1 is a top plan view of a razor blade cartridge showing our new design;
FIG. 2 is a side elevational view thereof, the opposite side being a mirror image;
FIG. 3 is a front elevational view thereof;
FIG. 4 is a rear elevational view thereof; and
FIG. 5 is a perspective view thereof.



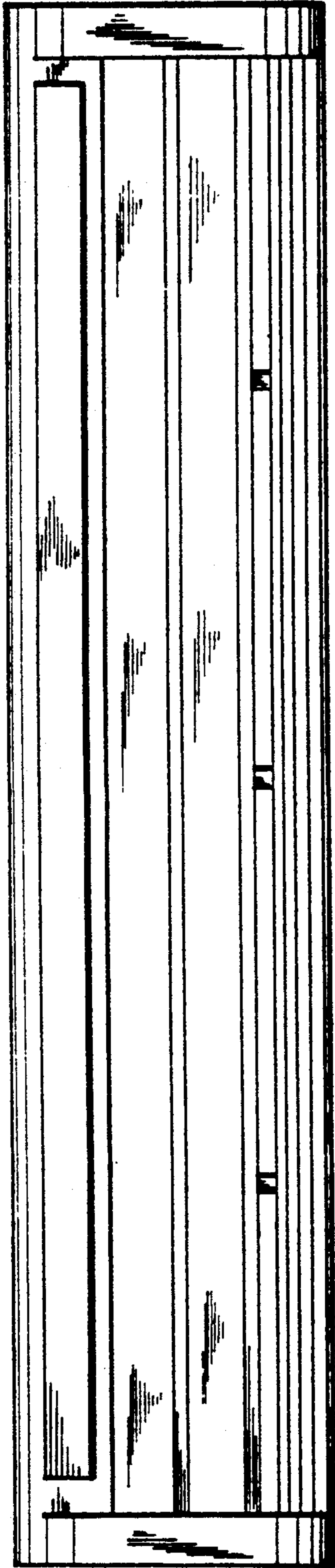


Fig. 1

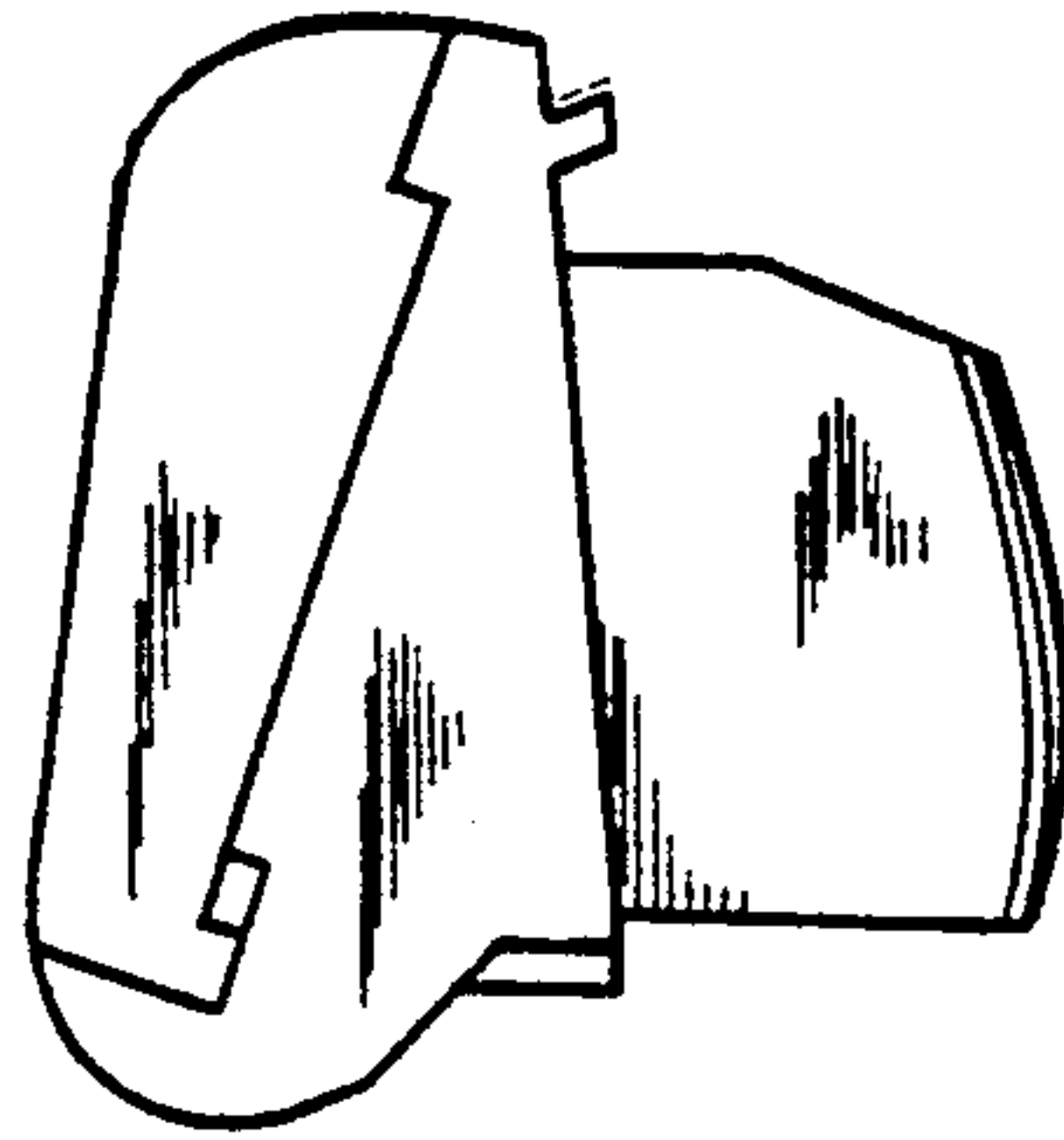


Fig. 2

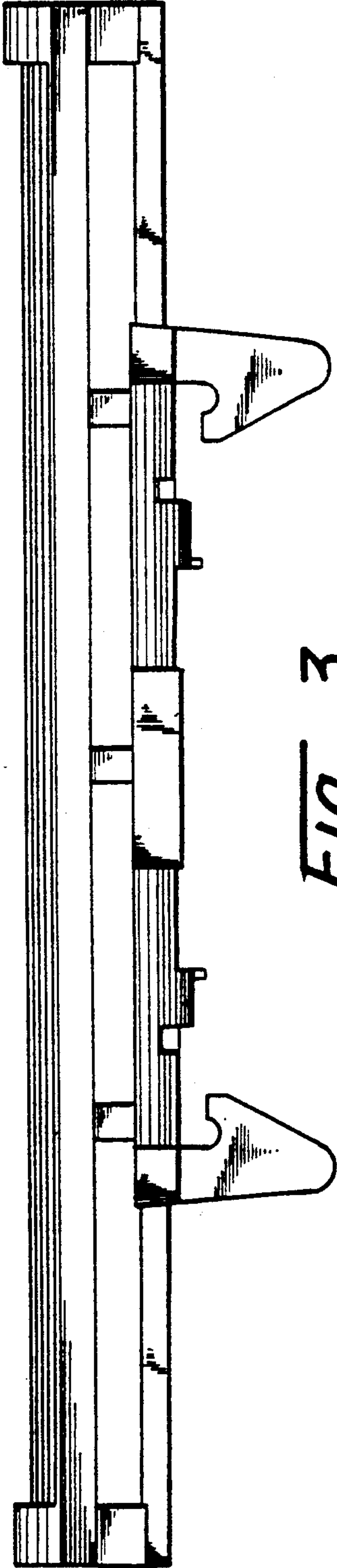


FIG. 3




FIG. 4

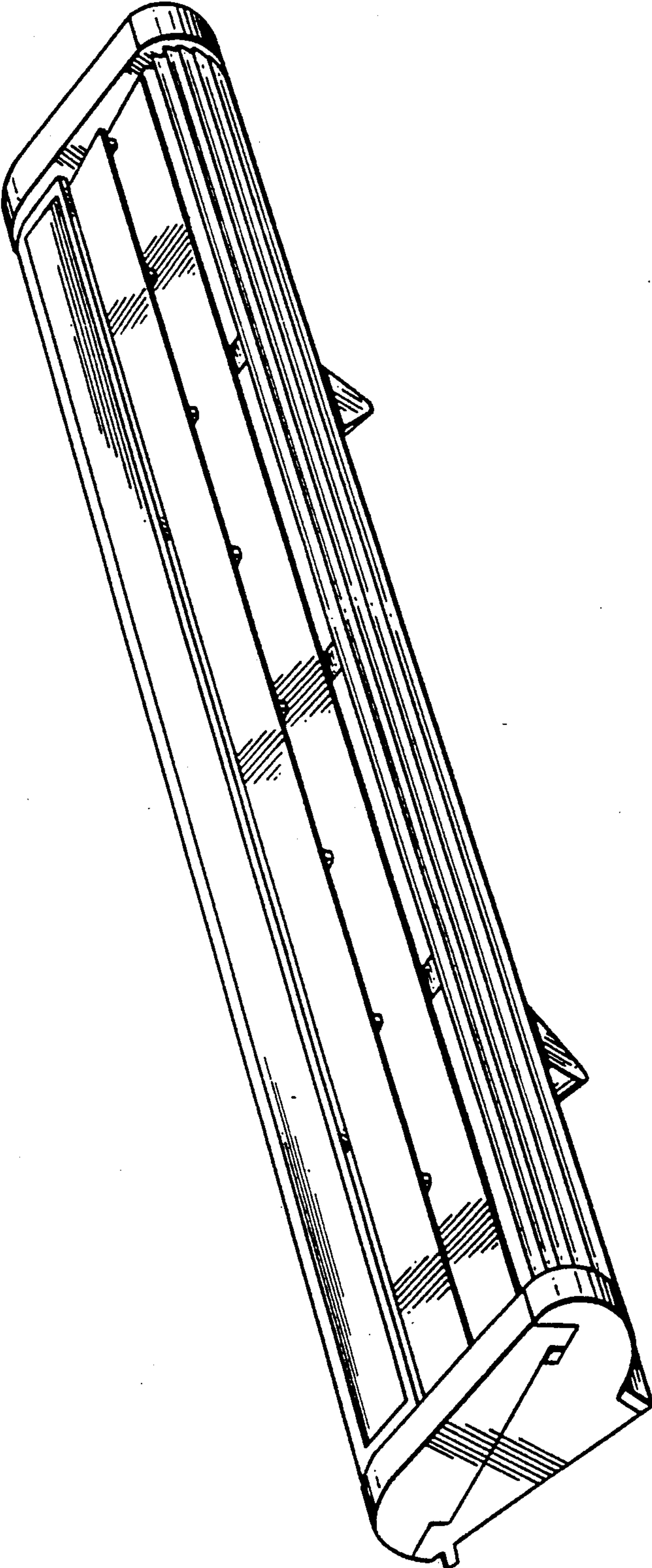


FIG. 5