

[54] ELECTRIC FAN

[56] References Cited

[75] Inventors: Takashi Yamamoto, Koganei;  
Tetsuro Aobori, Hino; Hirofumi  
Tanaka, Kokubunji; Yasuo Tsumurai,  
Hitachi, all of Japan

U.S. PATENT DOCUMENTS

D. 267,970	2/1983	Gronwick	.....	D23/336
D. 271,132	10/1983	Boldt et al.	.....	D23/336
D. 290,997	7/1987	Utsuki et al.	.....	D23/378
D. 310,262	8/1990	Lemire	.....	D23/377
D. 315,598	3/1991	Yamamoto et al.	.....	D23/378

[73] Assignee: Hitachi, Ltd., Tokyo, Japan

Primary Examiner—Susan J. Lucas  
Assistant Examiner—Lisa Lichtenstein  
Attorney, Agent, or Firm—Antonelli, Terry, Stout &  
Kraus

[\*\*] Term: 14 Years

[57] CLAIM

[21] Appl. No.: 558,189

The ornamental design for an electric fan, as shown.

[22] Filed: Jul. 26, 1990

DESCRIPTION

[30] Foreign Application Priority Data

Mar. 22, 1990	[JP]	Japan	.....	2-9297
[52]	U.S. Cl.	.....		D23/378
[58]	Field of Search	.....	D23/370, 381, 377, 378, D23/328, 336, 337; 392/365, 360	

FIG. 1 is a front, top and right side perspective view of an electric fan showing our new design;  
FIG. 2 is a front elevational view thereof;  
FIG. 3 is a right side elevational view thereof;  
FIG. 4 is a rear elevational view thereof;  
FIG. 5 is a left side elevational view thereof;  
FIG. 6 is a top plan view thereof; and  
FIG. 7 is a bottom plan view thereof.




FIG. 1

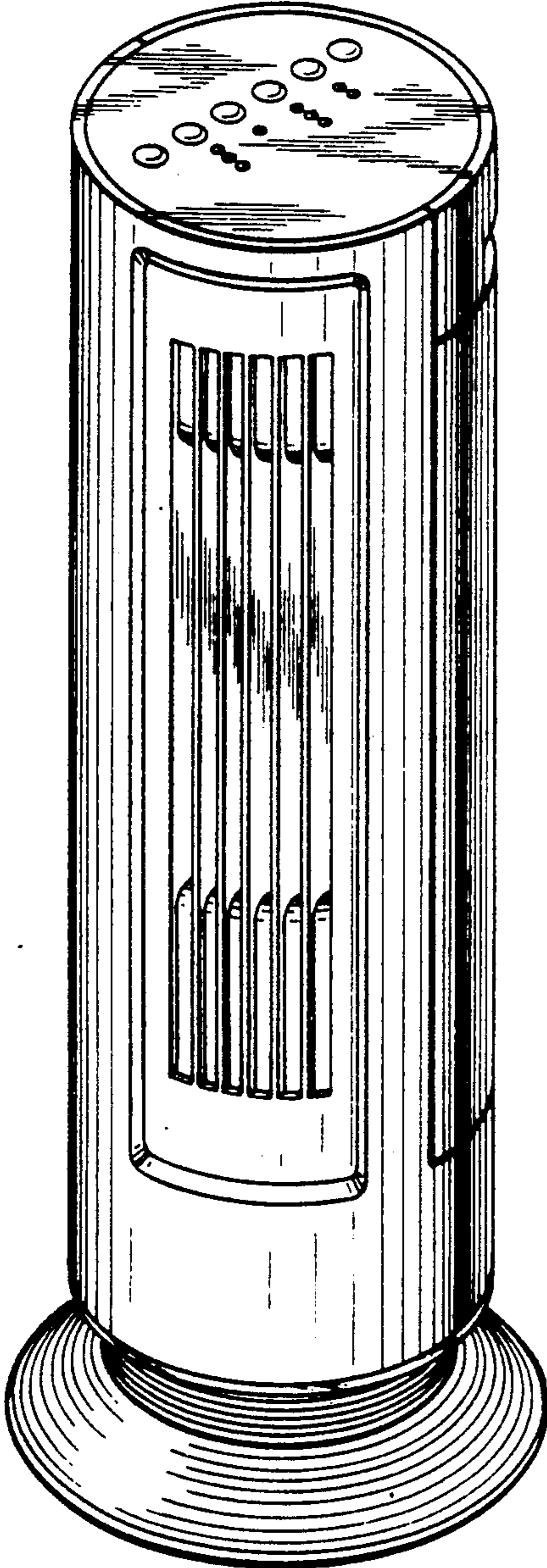


FIG. 2




FIG. 3

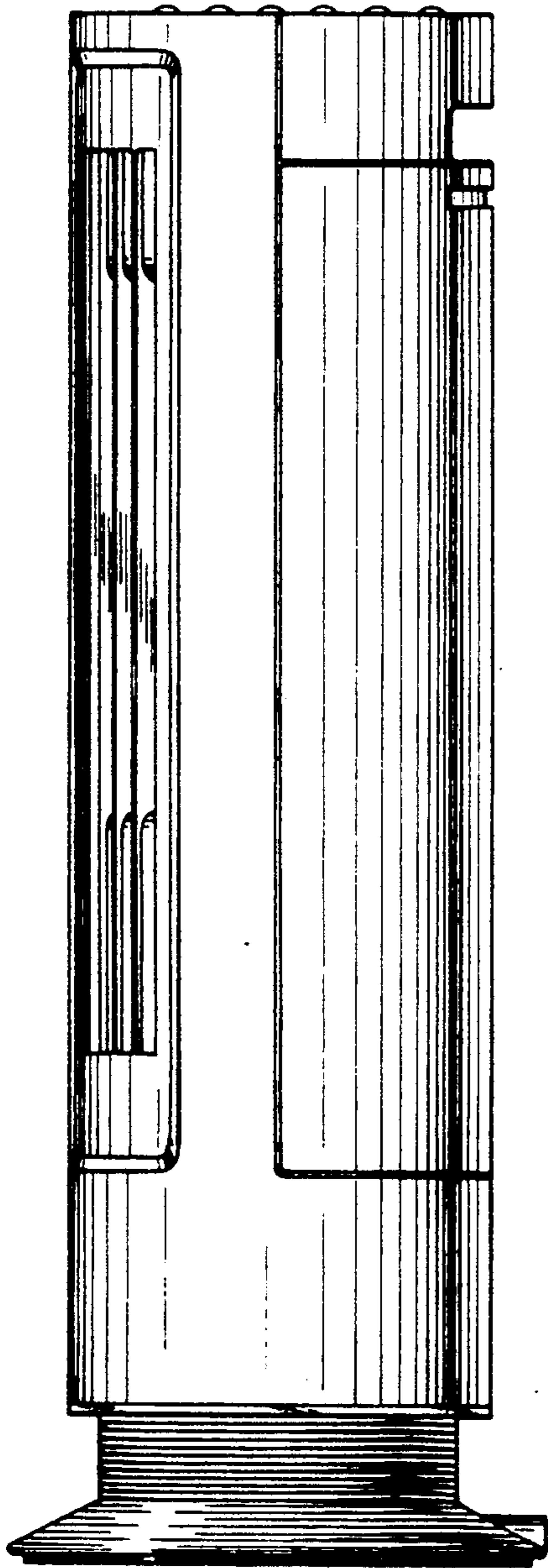


FIG. 4

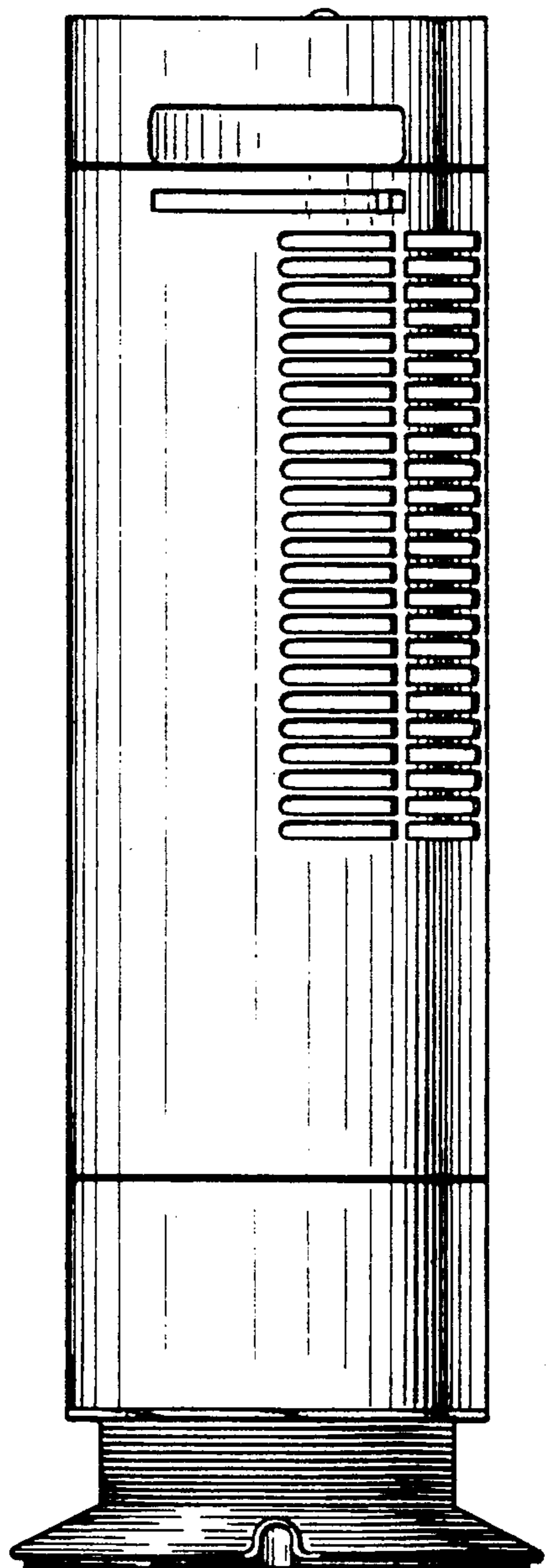


FIG. 5

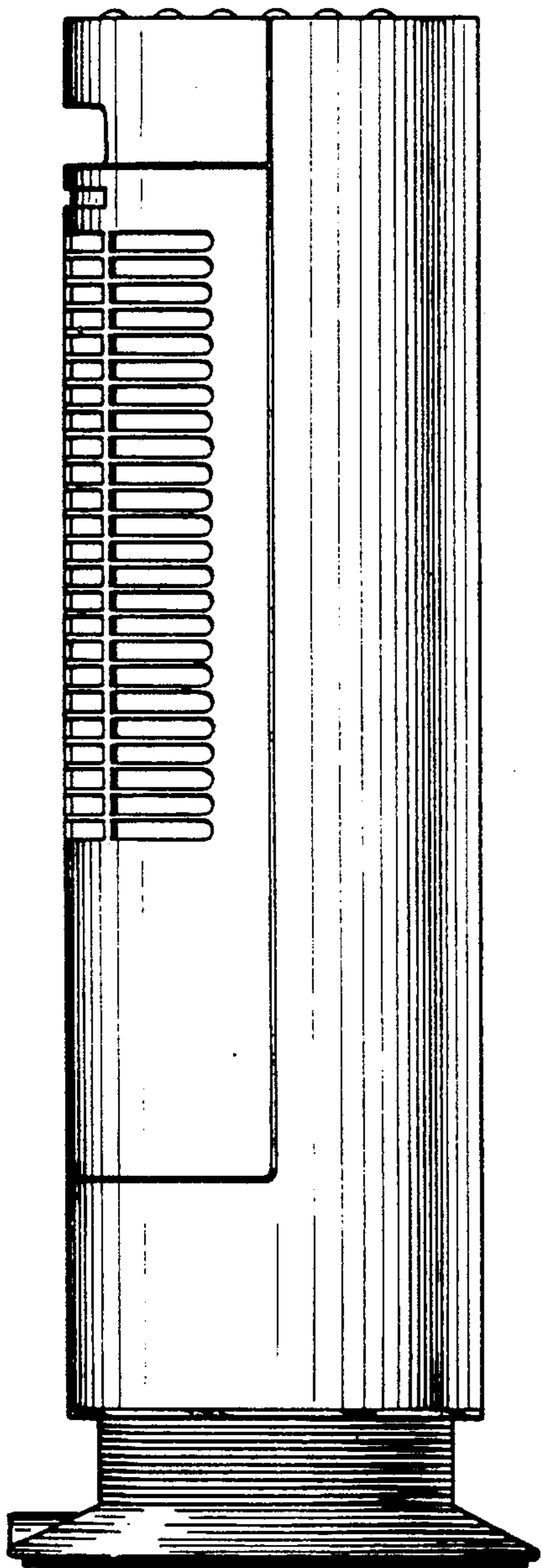


FIG. 6

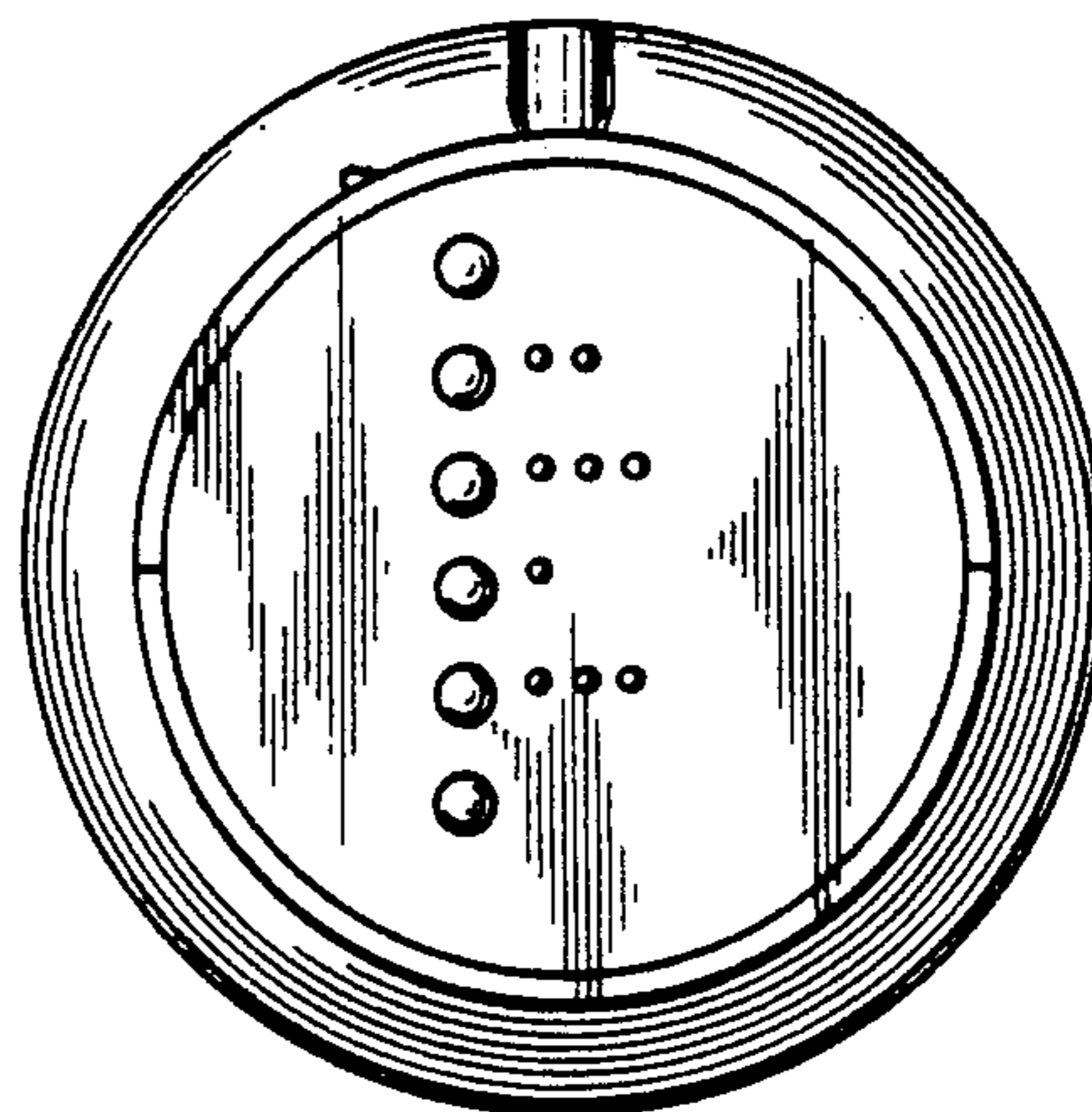


FIG. 7

