

[54] **GOLF CLUB GRIP**
 [75] **Inventor: James S. Aldridge, Devizes, England**
 [73] **Assignee: Avon Industrial Polymers Limited, England**
 [**] **Term: 14 Years**
 [21] **Appl. No.: 421,004**
 [22] **Filed: Oct. 13, 1989**
 [52] **U.S. Cl. D21/222**
 [58] **Field of Search D21/222, 214-220; D8/83; 273/81 R, 81 B**

2,446,622 8/1948 Turner D21/222

OTHER PUBLICATIONS

The Lamkin Publication, 1971, pp. 2 and 3, No. 104, 101 and R25.

Golf Pride Publication, 1971, pp. 1 and 2, (all items).

Primary Examiner—Melvin B. Feifer

Attorney, Agent, or Firm—Larson and Taylor

[57] **CLAIM**

The ornamental design for a golf club grip, as shown.

DESCRIPTION

FIG. 1 is a top plan view of a golf club grip showing my new design;

FIG. 2 is a side view taken from below in FIG. 1;

FIG. 3 is a section on the plane III—III of FIG. 2;

FIG. 4 is a section on the plane IV—IV of FIG. 2;

FIG. 5 is a bottom plan view of FIG. 1;

FIG. 6 is a view from the side opposite to FIG. 2; and

FIG. 7 is an end view of the left end of FIG. 1.

[56] **References Cited**
U.S. PATENT DOCUMENTS

D. 156,536	11/1949	Keidan	D8/83
D. 235,899	7/1975	Spencer	D21/222
D. 244,100	4/1977	Spencer	D21/222
1,594,850	8/1926	Perkins	D21/214

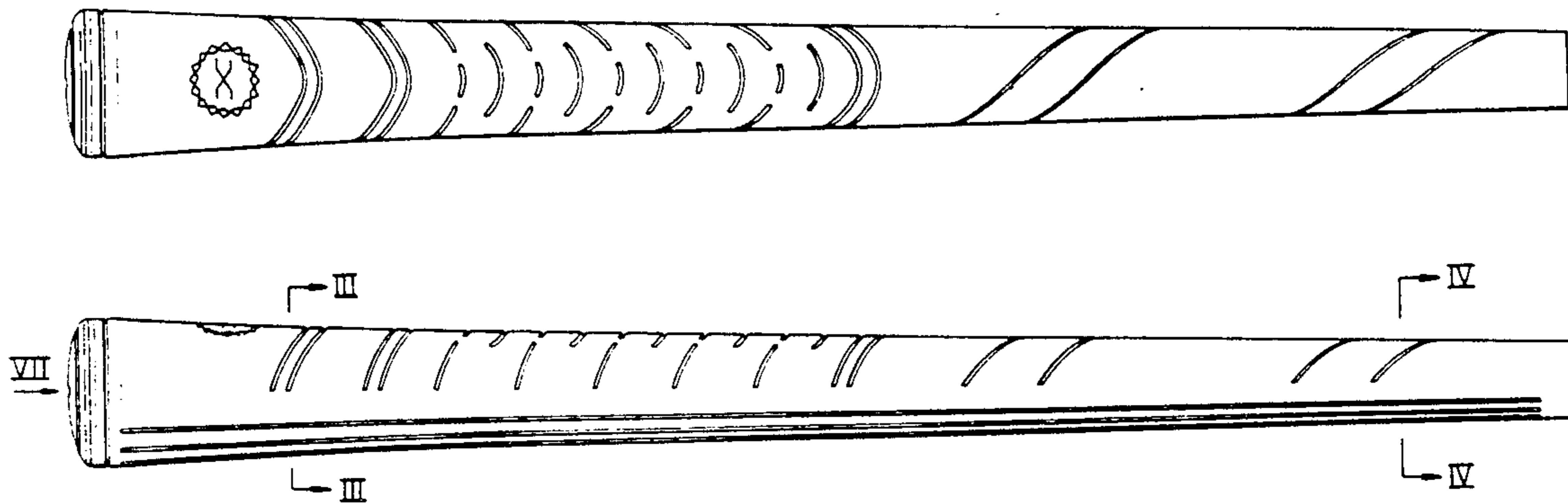


Fig.1.

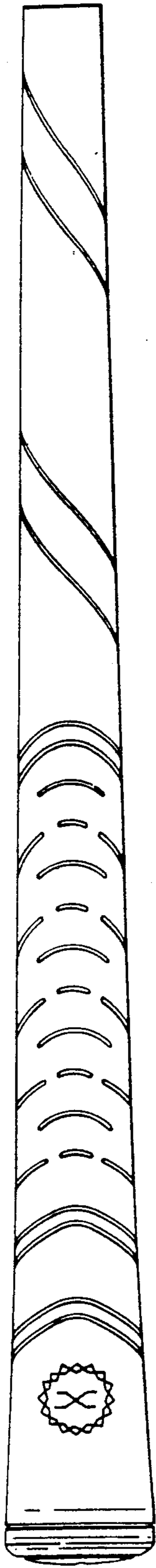


Fig.2.

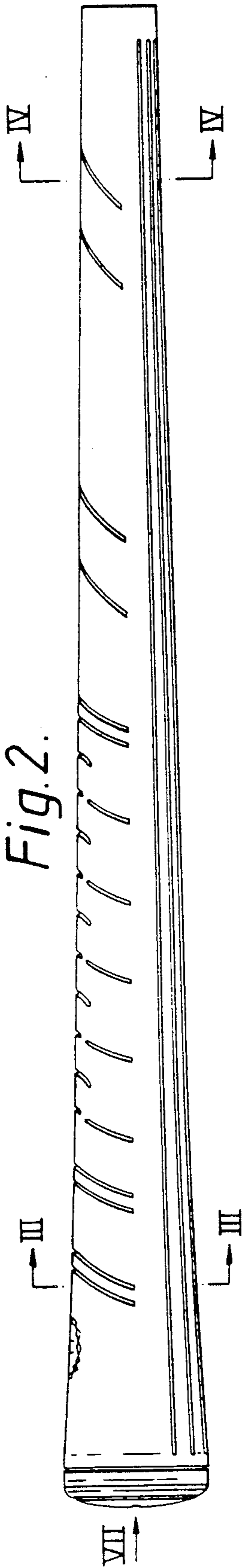


Fig.3.

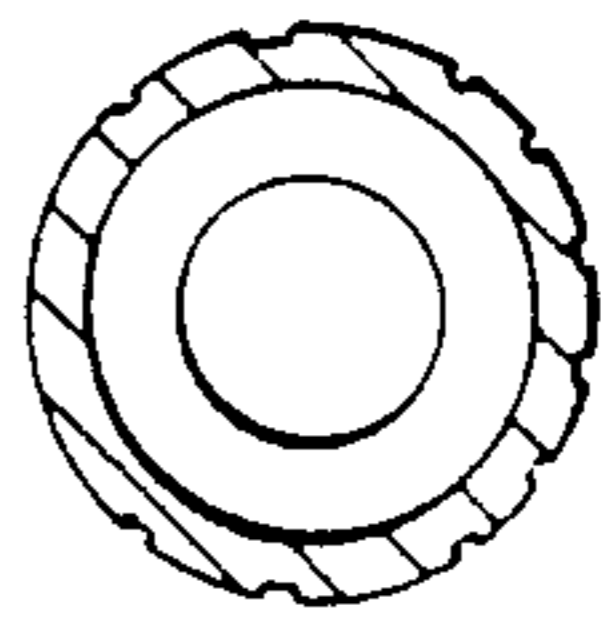


Fig.4.

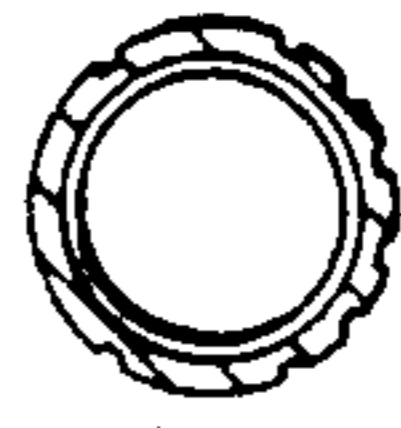


Fig. 5.

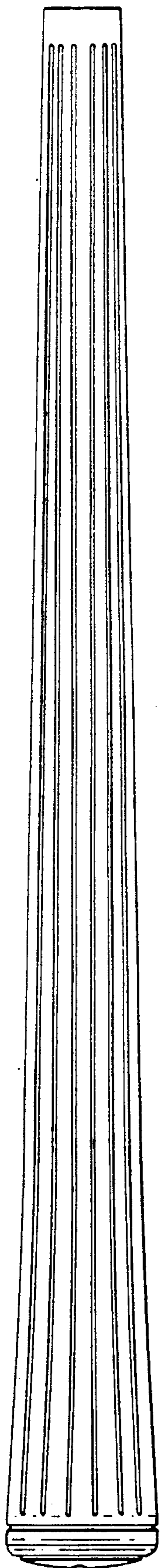


Fig. 6.

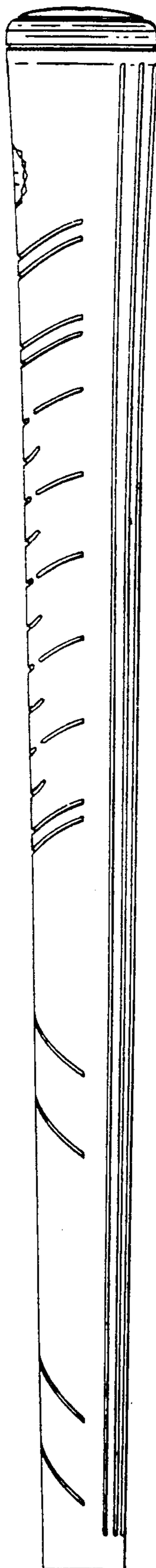


Fig. 7.

