

[54] **DRAWING COMPASS**

[76] **Inventor: Tyan Ching-Guang**, No. 47, Lane 38,
Kwang-Fu Rd., Sec. 2, Taipei Hsien,
Taiwan

[**] **Term: 14 Years**

[21] **Appl. No.: 316,102**

[22] **Filed: Feb. 27, 1989**

[52] **U.S. Cl. D19/38; D19/65;
D19/35**

[58] **Field of Search D19/35, 36, 38, 65,
D19/81-85; 206/371; 33/27.02-27.033;
D10/61; 401/52**

[56] **References Cited**

U.S. PATENT DOCUMENTS

| | | | |
|------------|--------|-----------------|----------|
| D. 227,151 | 6/1973 | Welch | D19/38 |
| D. 240,919 | 8/1976 | Yamaguchi | D19/38 |
| D. 246,981 | 1/1978 | Yamaguchi | D19/38 |
| 4,150,486 | 4/1979 | Payton | 33/27.02 |

| | | | |
|-----------|--------|-----------------|------------|
| 4,815,881 | 3/1989 | Chern | 33/27.02 X |
| 4,858,326 | 8/1989 | Warwicker | 33/27.02 |
| 4,912,855 | 4/1990 | Tatelbame | 206/371 X |

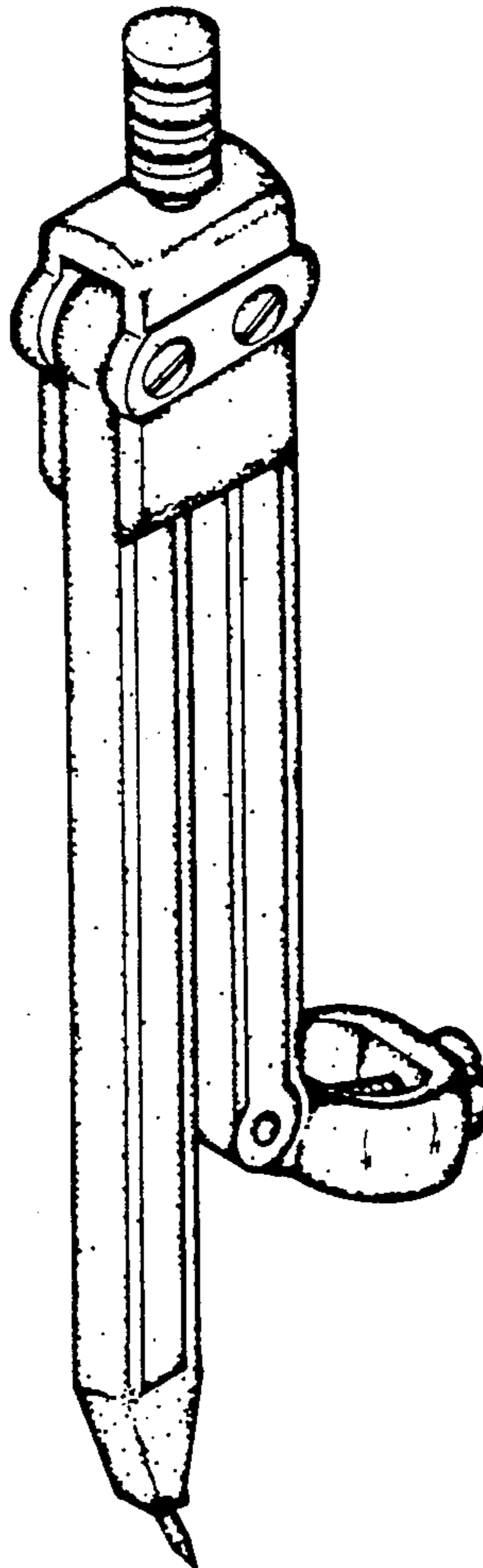
Primary Examiner—Bruce W. Dunkins
Assistant Examiner—Martha Thompson
Attorney, Agent, or Firm—Lowe, Price, LeBlanc &
Becker

[57] **CLAIM**

The ornamental design for a drawing compass, as shown and described.

DESCRIPTION

FIG. 1 is a left front perspective view of a drawing compass showing my new design; FIG. 2 is a top plan view; FIG. 3 is a bottom plan view; FIG. 4 is a front elevational view; FIG. 5 is a rear elevational view; FIG. 6 is a left side elevational view; and FIG. 7 is a right side elevational view thereof.



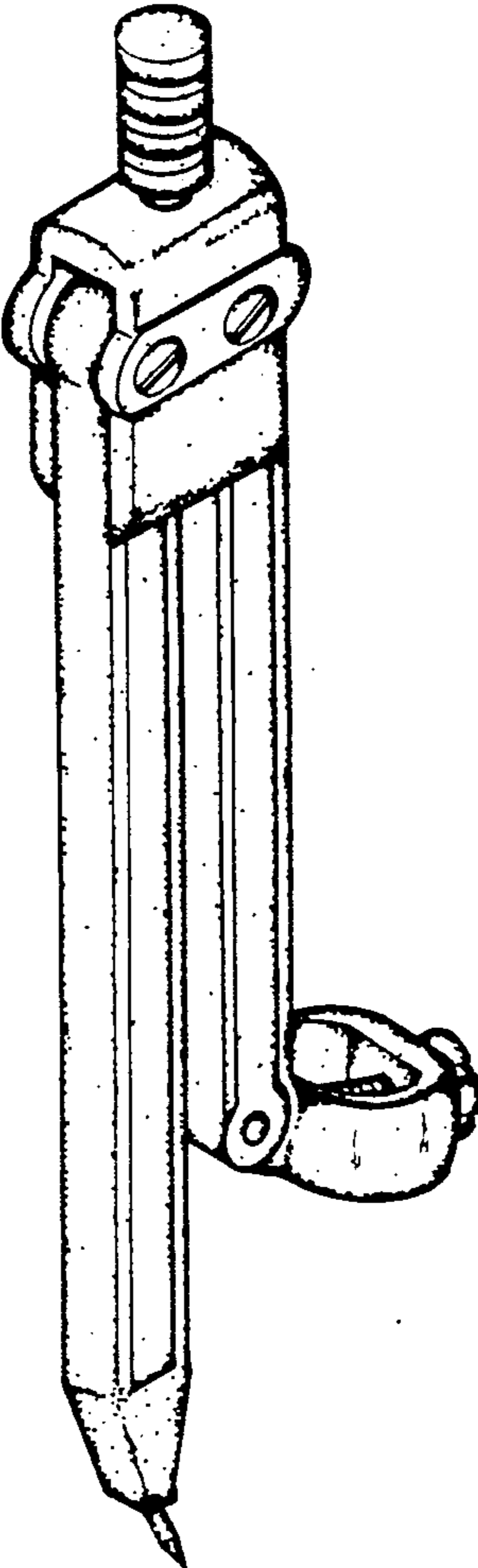


FIG.1

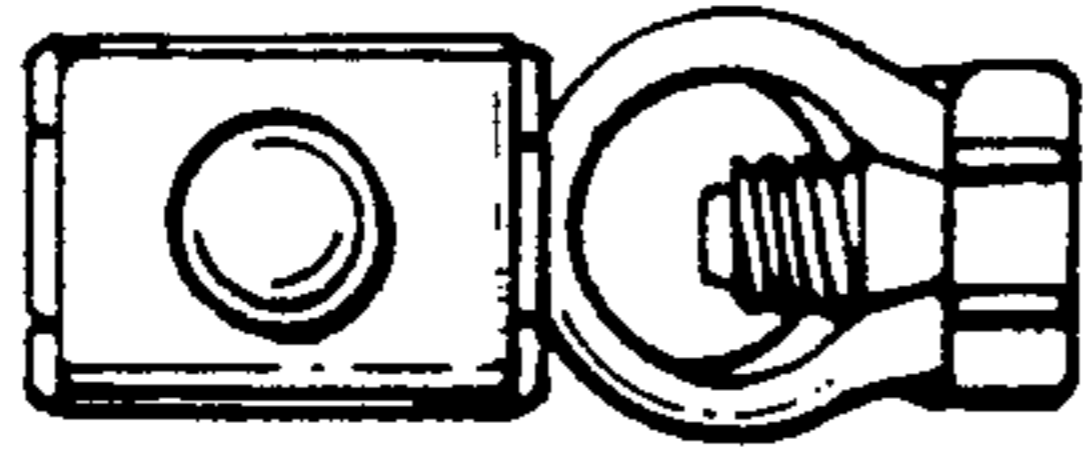


FIG. 2

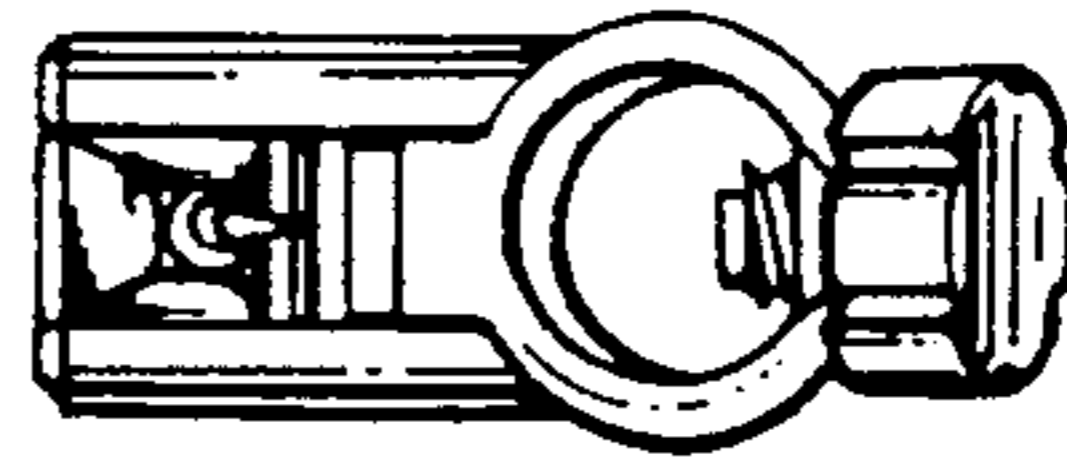


FIG. 3

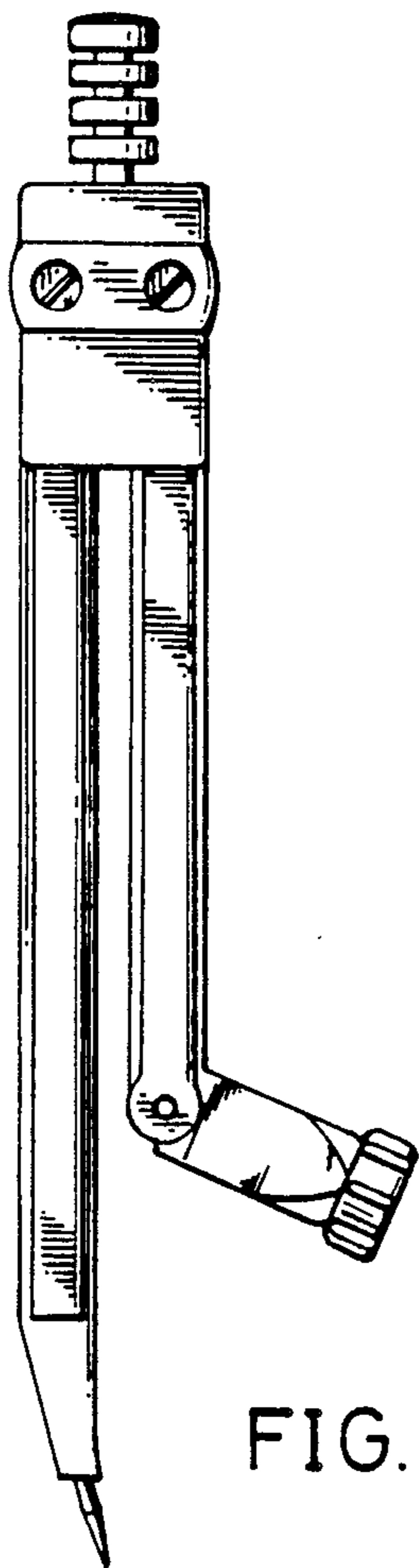


FIG. 4




FIG. 5



FIG. 6

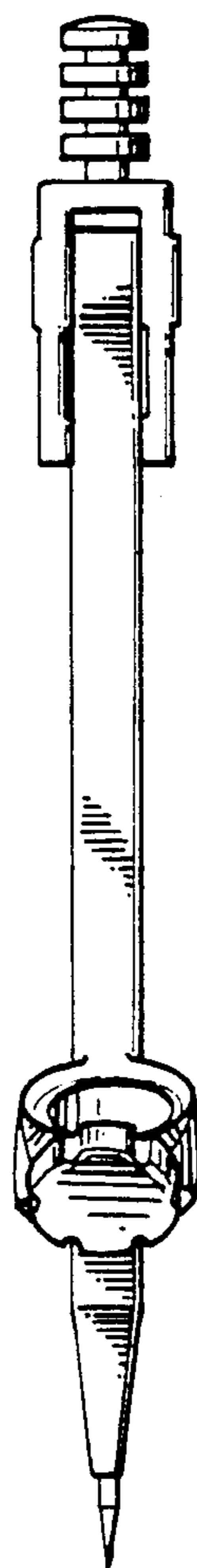


FIG. 7