

[54] **PORTFOLIO**

- [75] **Inventor:** Raymond W. Young, West Bend, Wis.
 [73] **Assignee:** Amity Leather Products Co., West Bend, Wis.
 [**] **Term:** 14 Years
 [21] **Appl. No.:** 175,852
 [22] **Filed:** Mar. 31, 1988
 [52] **U.S. Cl.** D19/26
 [58] **Field of Search** D19/26, 27, 28, 1, 2, D19/3, 4, 32; D3/30.1, 31; 281/32, 17, 16, 19, 3, 4; 283/900, 65; 206/620, 215

[56] **References Cited**

U.S. PATENT DOCUMENTS

D. 211,069	5/1968	Copen	D87/5
D. 241,381	9/1976	Garnier	281/31
405,874	6/1889	Collins	281/31
2,228,457	1/1941	Hoople	150/139
2,732,875	1/1956	Martin	150/39
2,828,975	4/1958	Wright	D19/26 X
2,982,322	5/1961	Seitz	150/139
3,187,795	6/1965	Stephenson	150/147
3,435,868	4/1969	Stermer	150/147
3,454,068	7/1969	Goldstein et al.	150/1.6
3,565,148	2/1971	Miller	150/147
3,994,328	11/1976	Reis	D3/60 X
4,639,157	1/1987	Herzfield	281/31
4,676,527	6/1987	Palmer	281/31
4,704,042	11/1987	Eisen et al.	150/52 B
4,717,176	1/1988	Matthews	281/31 X
4,743,049	5/1988	Wiberg	281/17
4,832,372	5/1989	Young	281/31

OTHER PUBLICATIONS

Copy of Catalog entitled, "Rolfs Fall 1985," believed to have been published in the fall of 1985.

Primary Examiner—Wallace R. Burke
Assistant Examiner—P. Schmidt
Attorney, Agent, or Firm—Fitch, Even, Tabin & Flannery

[57] **CLAIM**

The ornamental design for a portfolio, as shown and described.

DESCRIPTION

FIG. 1 is a front perspective view of a portfolio showing my new design in a closed position;
 FIG. 2 is a front elevational view thereof;
 FIG. 3 is a left side elevational view thereof;
 FIG. 4 is a right side elevational view thereof;
 FIG. 5 is a top plan view thereof, the undisclosed bottom being substantially the same;
 FIG. 6 is a front elevational view thereof, in a partially opened position, with the inside flap in a partially opened position;
 FIG. 7 is a front elevational view thereof, in a fully opened position; and
 FIG. 8 is a front elevational view of a portfolio showing a second embodiment of my new design, in a fully opened position, it being understood that the front perspective view, front and side elevational views, and top plan view of the portfolio in closed position are the same as in FIGS. 1-5.
 The broken lines shown in FIGS. 1, 2, 6, 7, and 8 represent conventional stitching.

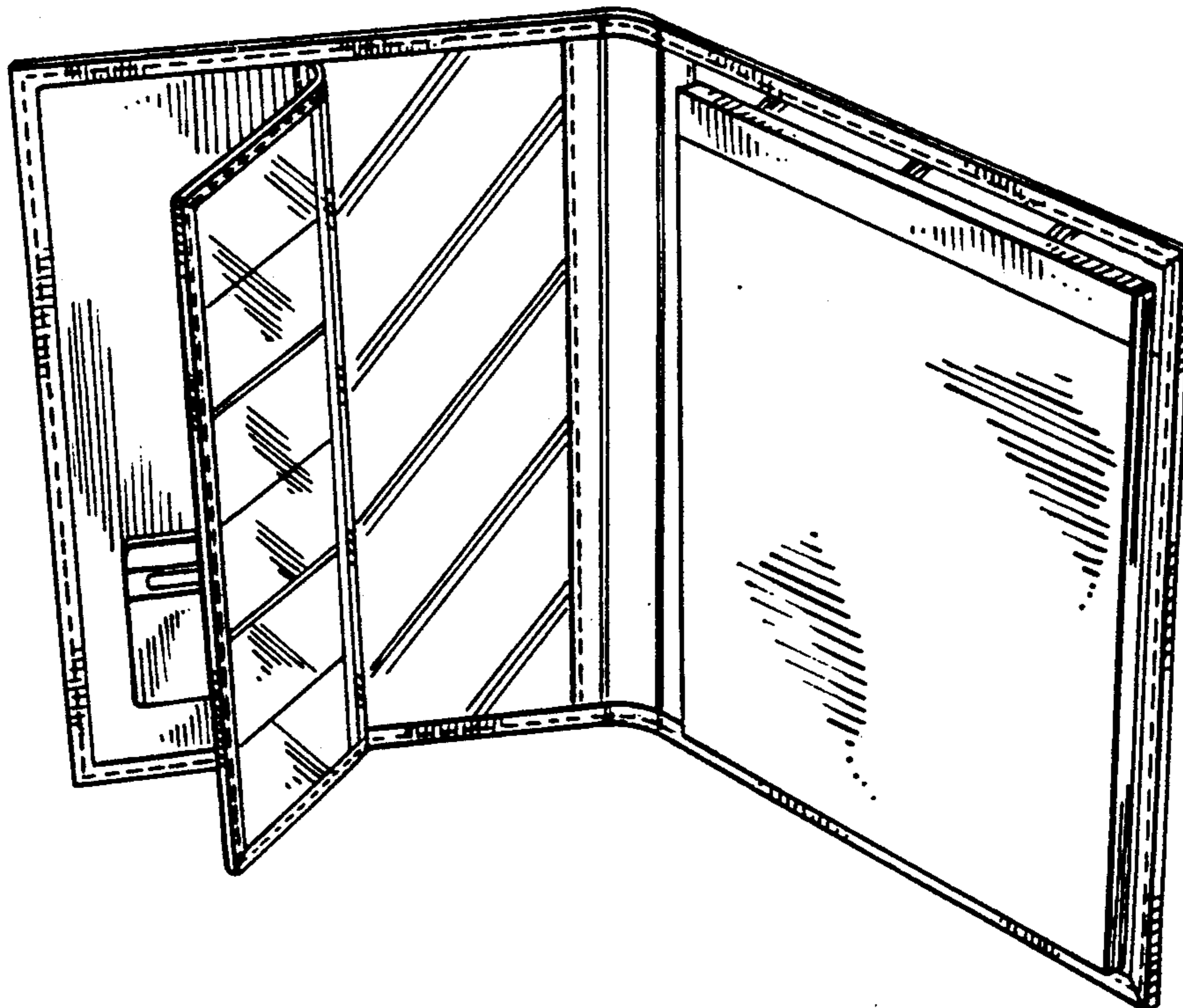


FIG. 1




FIG. 2

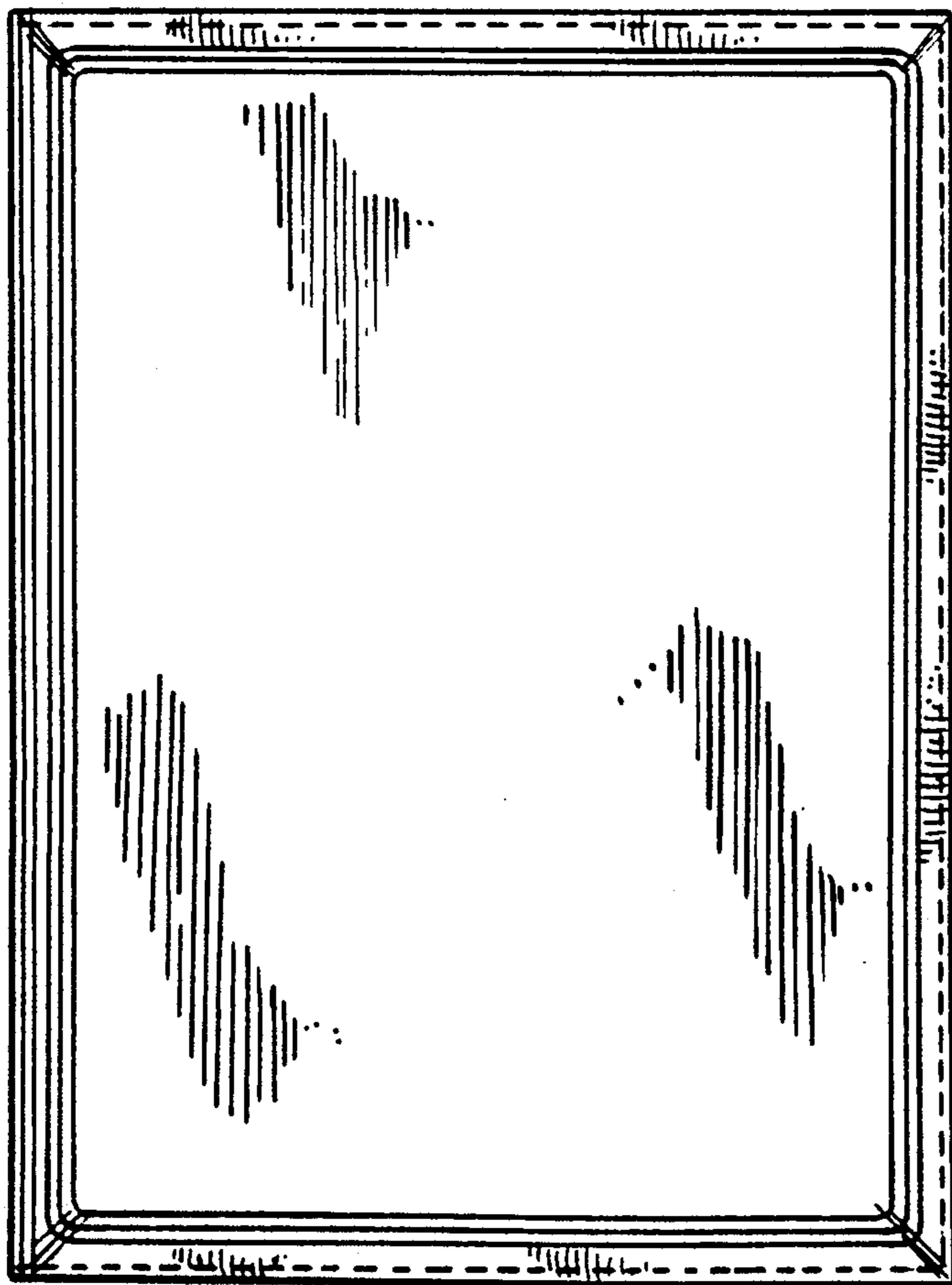


FIG. 3



FIG. 4




FIG. 5




FIG. 6

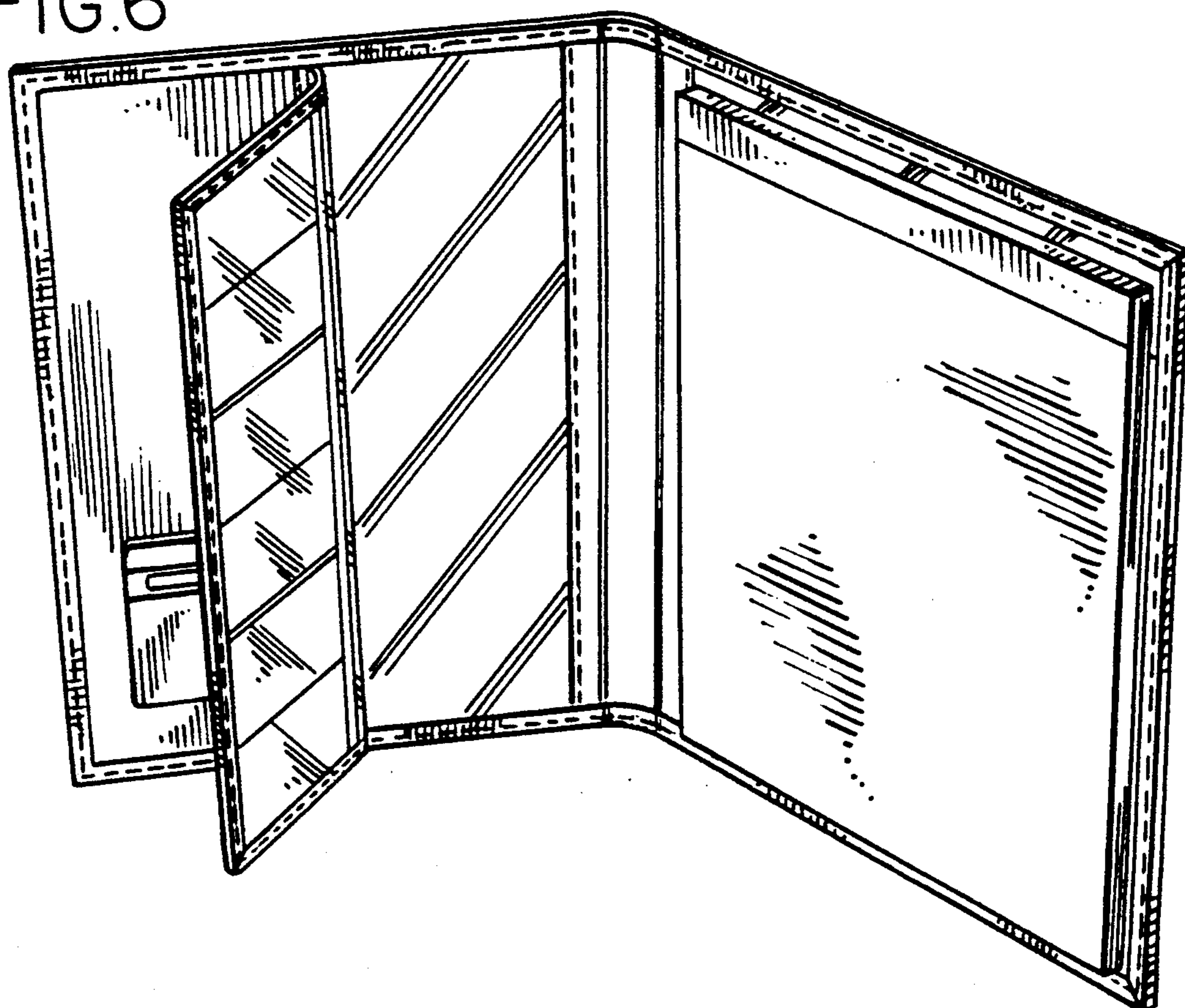


FIG.7

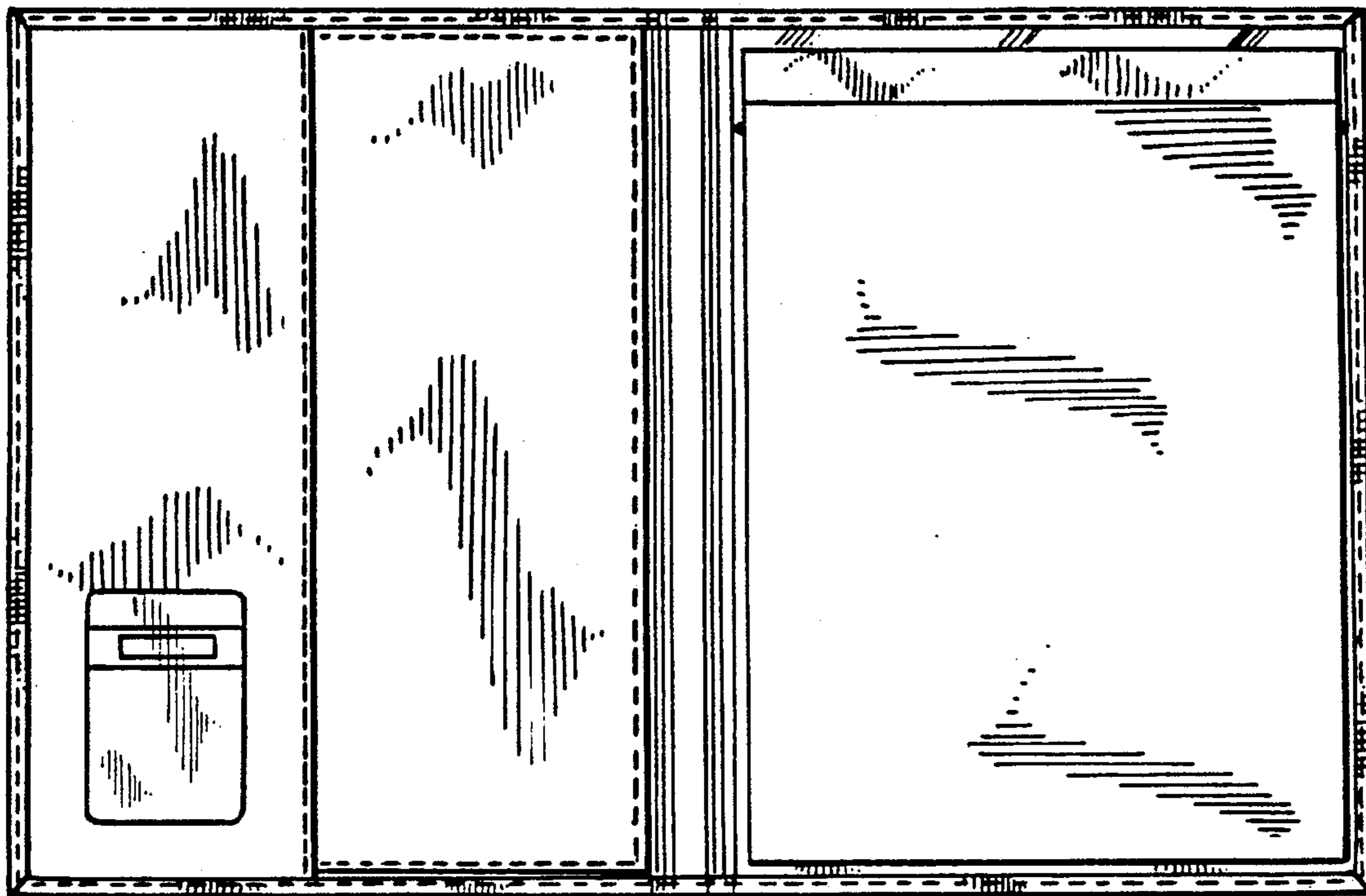


FIG.8

