

[54] CONTAINER FOR PAPER AND VINYL PRODUCTS

[75] Inventors: Gregory J. Berman; Peter A. Sargent, both of Santa Monica; Richard D. Patterson, Los Angeles, all of Calif.

[73] Assignee: Minnesota Mining and Manufacturing Company, St. Paul, Minn.

[**] Term: 14 Years

[21] Appl. No.: 420,994

[22] Filed: Oct. 12, 1989

[52] U.S. Cl. D9/414; D7/608

[58] Field of Search D9/414-418, D9/428, 429, 424, 366, 390, 399; D7/600, 608; D24/197, 198, 199; 206/392, 549, 446, 225, 237, 545, 806; 220/2.1; D3/30.1

[56] References Cited

U.S. PATENT DOCUMENTS

- D. 246,858 1/1978 Larson D7/608 X
- D. 298,602 11/1988 Price D7/608 X
- D. 310,325 9/1990 Moglia D9/337 X
- D. 310,720 9/1990 Nielson D24/198

- D. 312,131 11/1990 Esteves D24/198
- 2,262,360 11/1941 Gottlieb 206/806 X
- 3,071,282 1/1963 Walters D7/608 X
- 3,565,277 2/1971 Sewitch 206/549 X

OTHER PUBLICATIONS

Modern Packaging, 1954, p. 295, Round Box, lower of the page.

Primary Examiner—Bernard Ansher
Assistant Examiner—Prabhakar Deshmukh
Attorney, Agent, or Firm—Kelly, Bauersfeld & Lowry

[57] CLAIM

The ornamental design for a container for paper and vinyl products, as shown and described.

DESCRIPTION

FIG. 1 is a perspective view of a container for paper and vinyl products showing our new design; FIG. 2 is a front elevation thereof; the rear elevation being a mirror image thereof; FIG. 3 is a top plan view thereof; FIG. 4 is a left side elevation thereof; the right side elevation being a mirror image thereof; and FIG. 5 is a bottom plan view thereof. The handle in FIG. 3 is shown fragmentary for clarity of illustration.

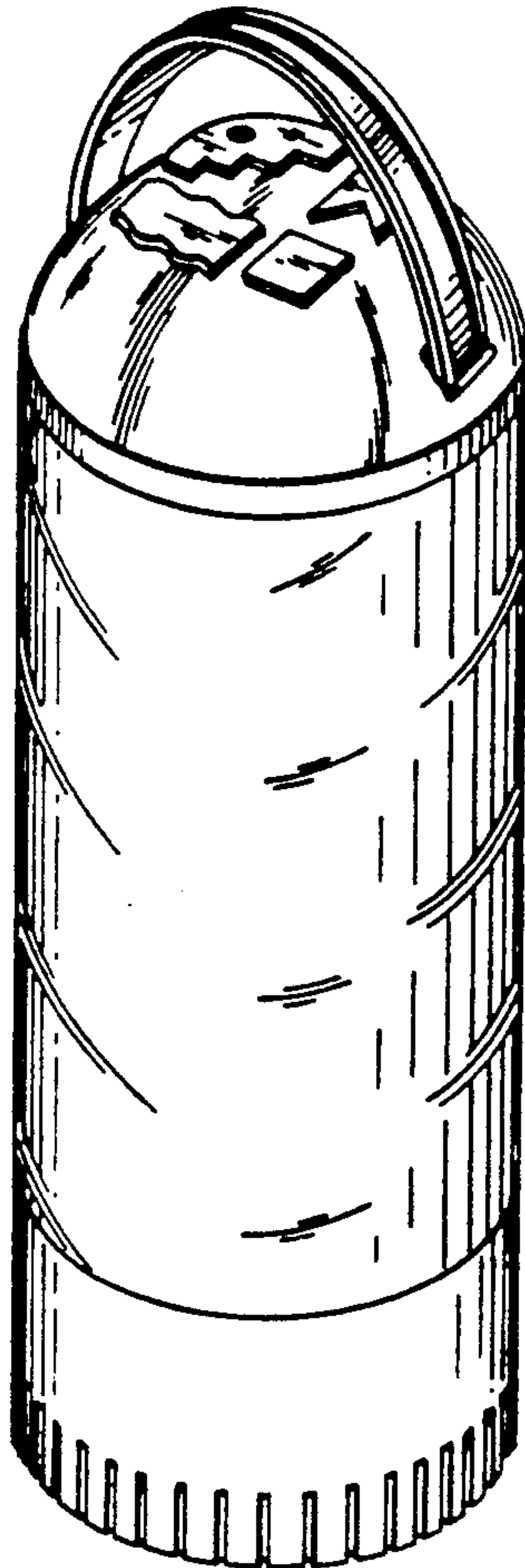


FIG. 3

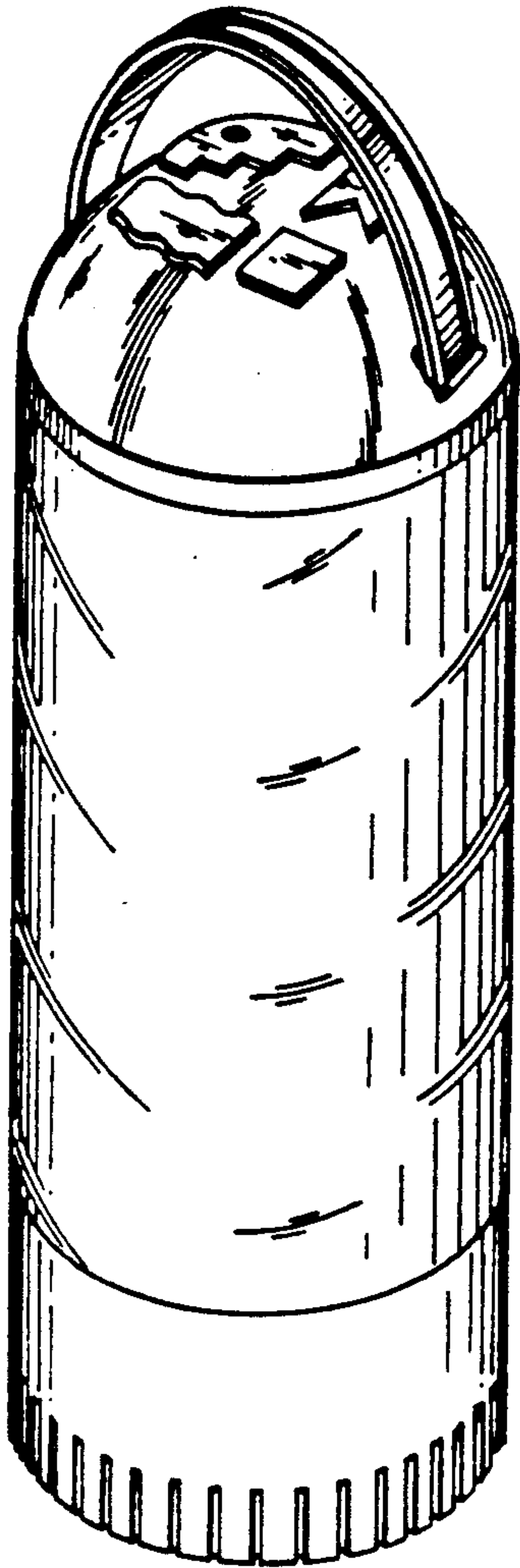


FIG. 1

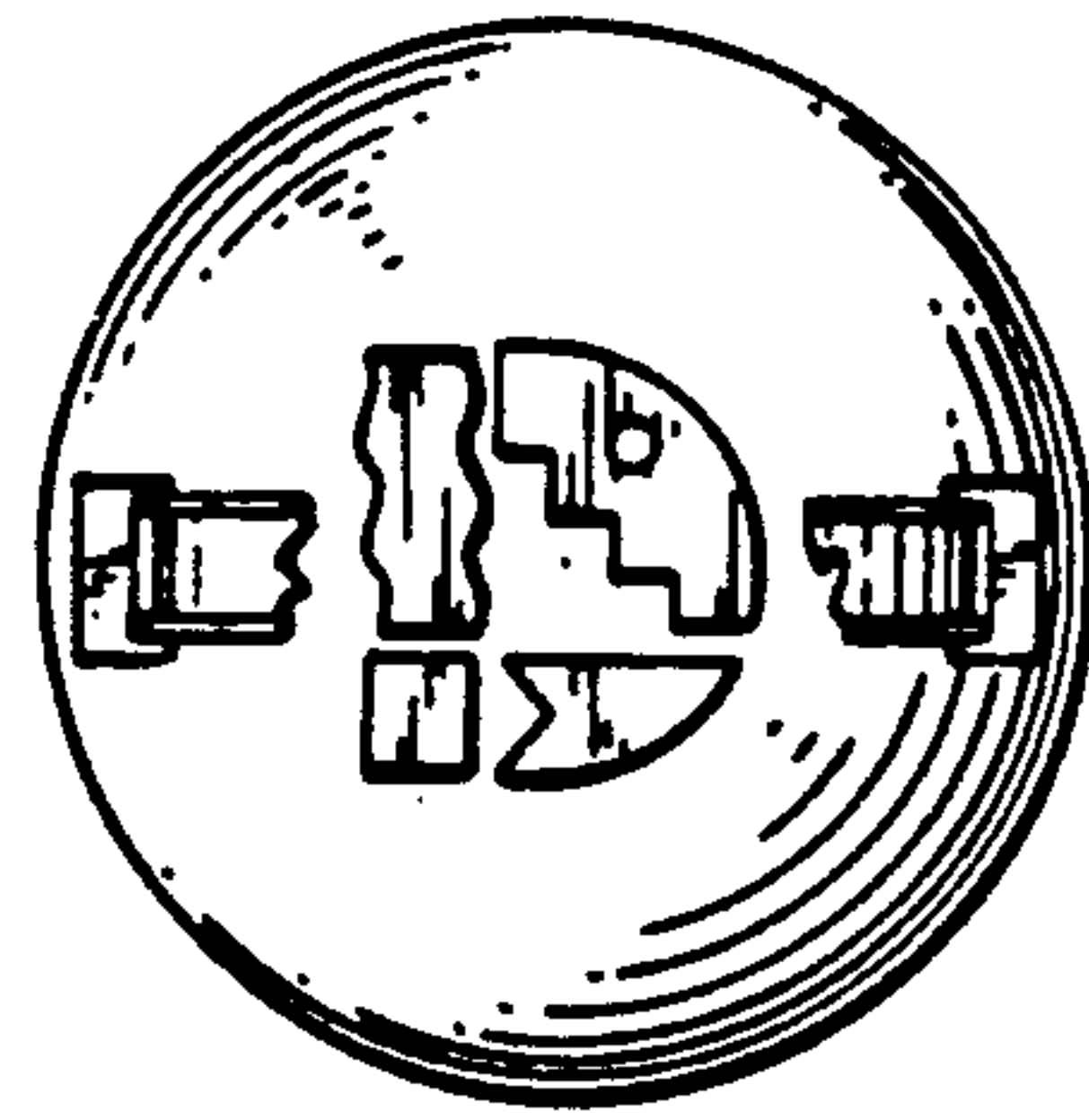
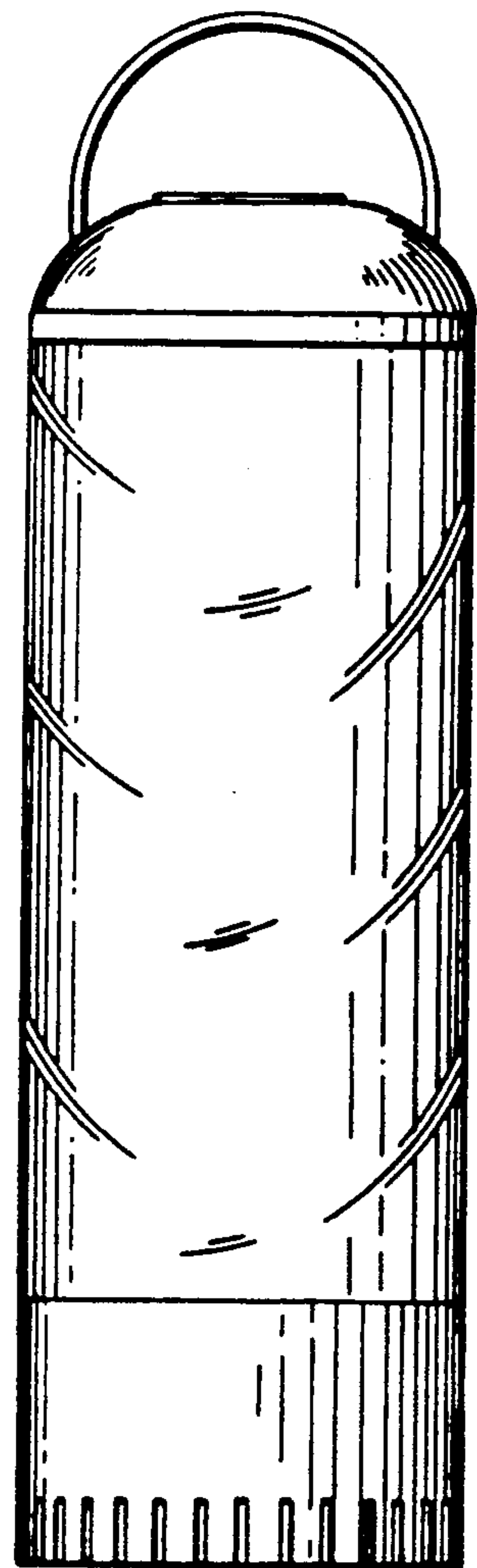


FIG. 2



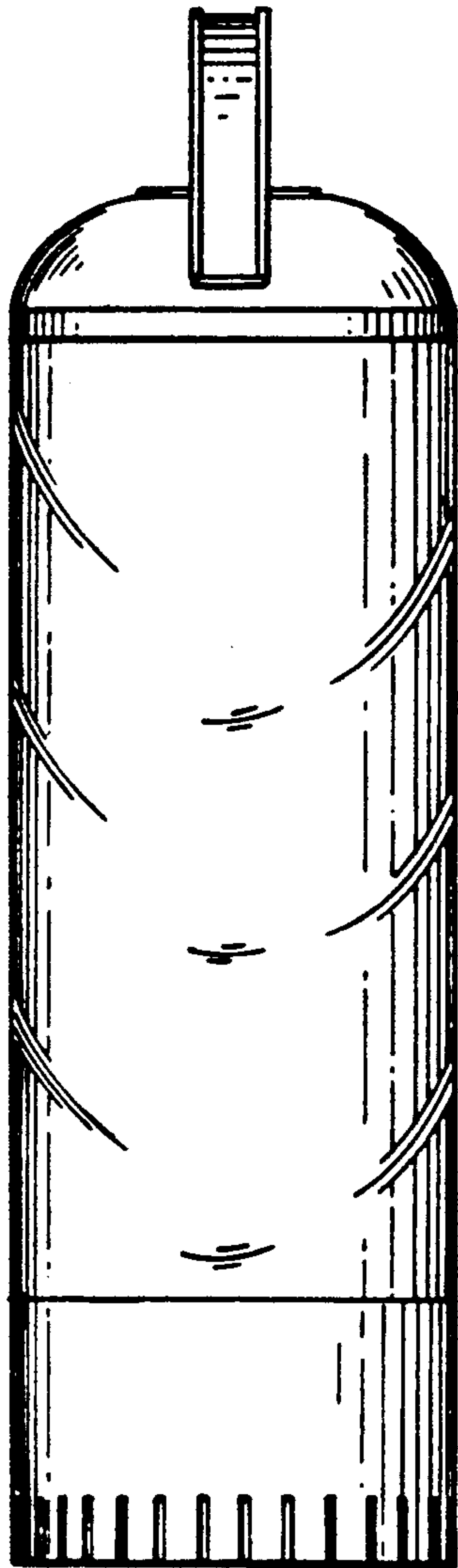


FIG. 4

FIG. 5

