

[54] BOTTLE

[76] Inventor: Robert Girouard, 4036 E. 6th Ave., Spokane, Wash. 99202

[**] Term: 14 Years

[21] Appl. No.: 426,066

[22] Filed: Oct. 24, 1989

[52] U.S. Cl. D9/375; D9/337; D9/347; D9/447

[58] Field of Search D9/375, 347, 341, 337, D9/376, 301, 447, 373, 374, 367; 215/1 R, 1 C; 220/85 SP

[56] References Cited

U.S. PATENT DOCUMENTS

D. 191,251	8/1961	Zackheim	D9/347
D. 292,968	12/1987	Darr	D9/375 X
D. 294,802	3/1988	Beaver	D9/375
D. 298,015	10/1988	Gendron et al.	D9/447
D. 308,166	5/1990	Weckman	D9/375
4,351,454	9/1982	Maynard, Jr.	D9/370 X
4,583,668	4/1986	Maynard, Jr.	D9/447 X
4,805,814	2/1989	Allen, Sr.	D9/375 X
4,877,142	10/1989	Doering	215/1 C
4,921,147	5/1990	Poirier	220/85 SP X

FOREIGN PATENT DOCUMENTS

237370 8/1911 Fed. Rep. of Germany 215/6

OTHER PUBLICATIONS

Packaging, Aug., 1984, p. 75, Penn Plastics Bottle, lower left.

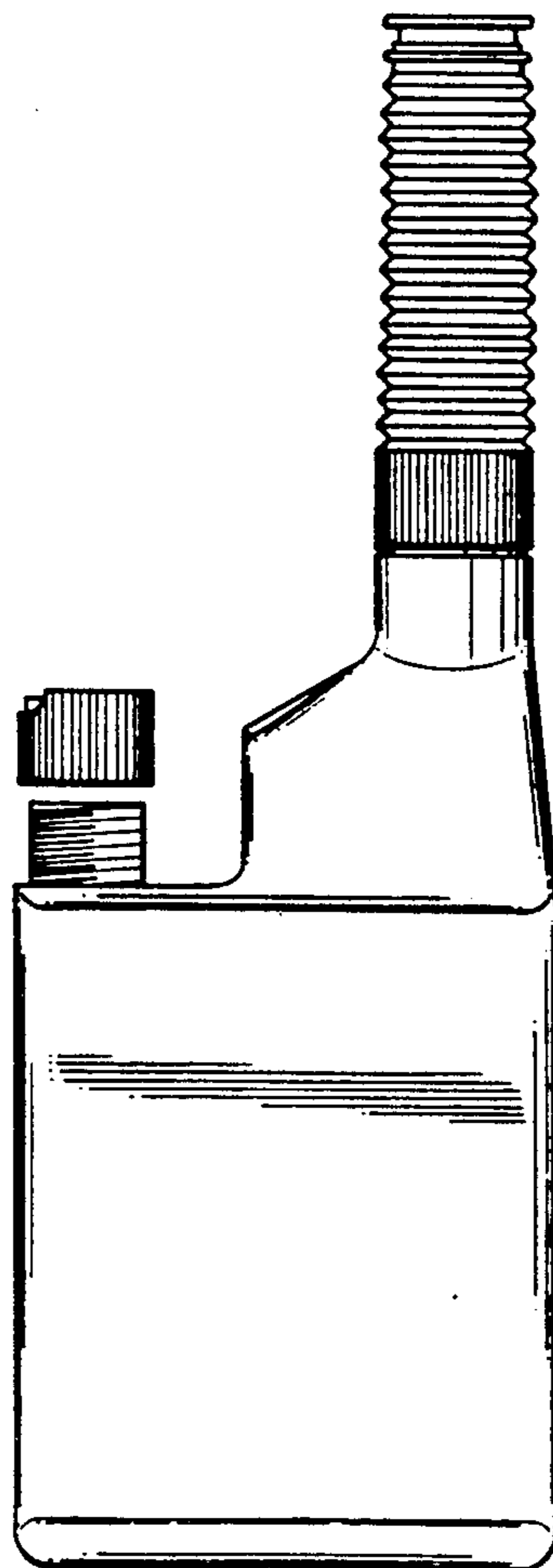
Primary Examiner—Melvin B. Feifer
Assistant Examiner—Lucy Lieberman
Attorney, Agent, or Firm—Daniel R. Gropper

[57] CLAIM

The ornamental design for a bottle, as shown and described.

DESCRIPTION

FIG. 1 is a left side and front perspective view of a bottle showing my new design;
FIG. 2 is a left side elevational view of a modified form of the bottle shown with the cap in an exploded condition for illustrative purposes;
FIG. 3 is a right side elevational view of FIG. 1;
FIG. 4 is a rear elevational view of FIG. 1;
FIG. 5 is a front elevational view of FIG. 1;
FIG. 6 is a top plan view of FIG. 1; and
FIG. 7 is a bottom plan view of FIG. 1.






Fig. 1

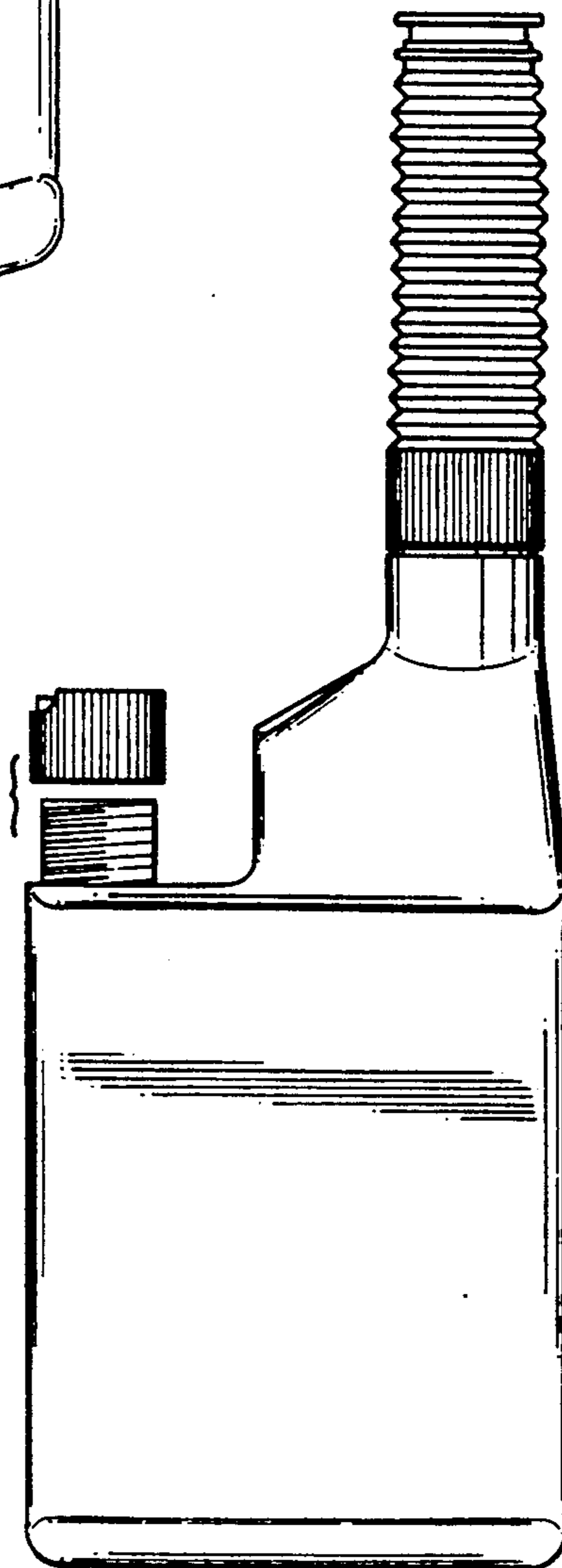


Fig. 2




Fig. 3

Fig. 4

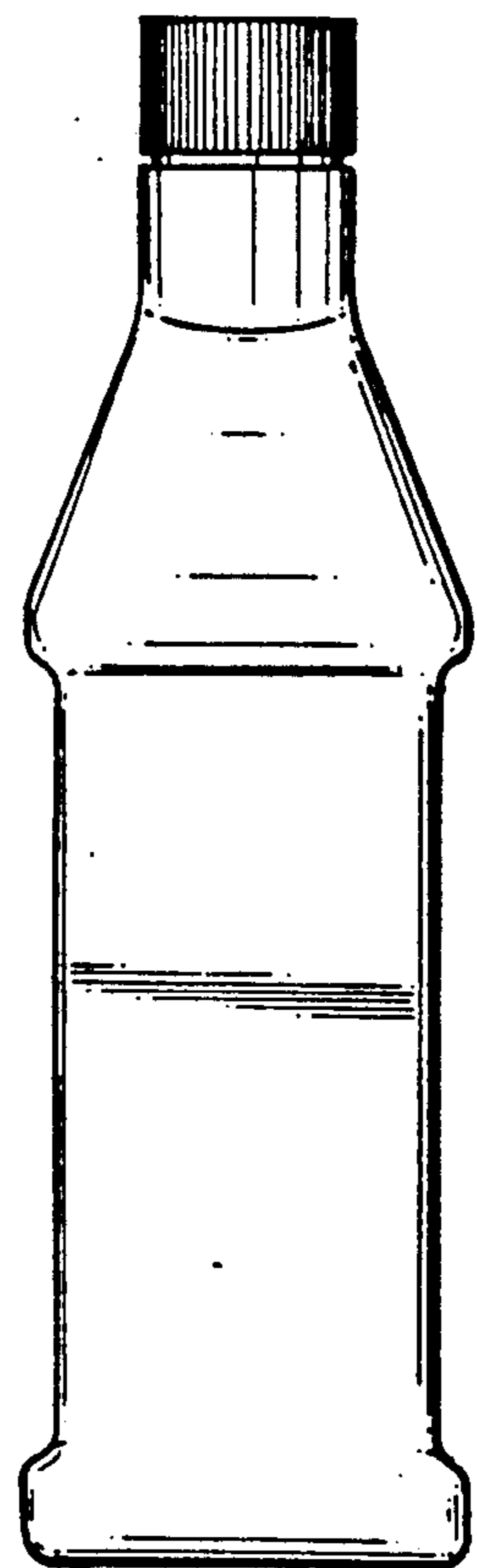


Fig. 5




Fig. 6

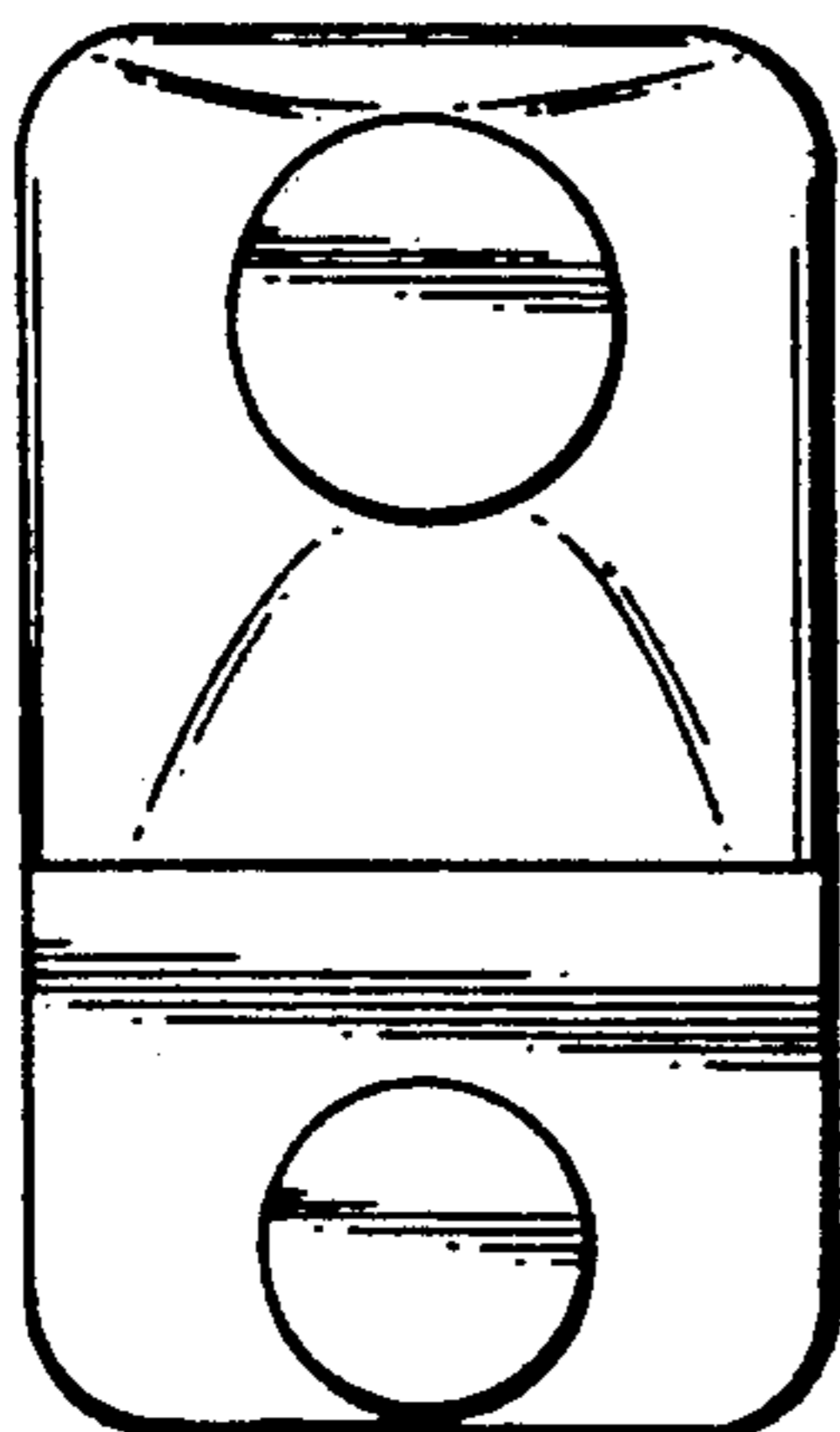


Fig. 7

