

[54] **PLATE OR SIMILAR ARTICLE**

[75] **Inventor: Steve A. Under, Manilus, N.Y.**

[73] **Assignee: Syracuse China Corporation,  
Syracuse, N.Y.**

[\*\*] **Term: 14 Years**

[21] **Appl. No.: 321,540**

[22] **Filed: Mar. 10, 1989**

[52] **U.S. Cl. .... D7/545; D7/585;  
D7/586**

[58] **Field of Search ..... D7/500, 505, 540, 545,  
D7/560, 565-568, 570, 584-588, 550, 552;  
D11/152, 153; D9/425, 428**

[56] **References Cited**

**U.S. PATENT DOCUMENTS**

D. 17,065	1/1887	Pfitzner	.....	D7/585 X
D. 87,491	8/1932	Stark	.....	D7/560
D. 131,023	1/1942	Kupper	.....	D7/570
D. 225,430	12/1972	Gulotta	.....	D7/586
D. 303,196	9/1989	Unger	.....	D7/586
D. 310,930	10/1990	Unger	.....	D7/545 X
2,026,107	12/1935	Theobald	.....	D7/585 X

**OTHER PUBLICATIONS**

*Syracuse® China A la Carte® Group Items, ©1987, "Great Plate, Mini" top center.*

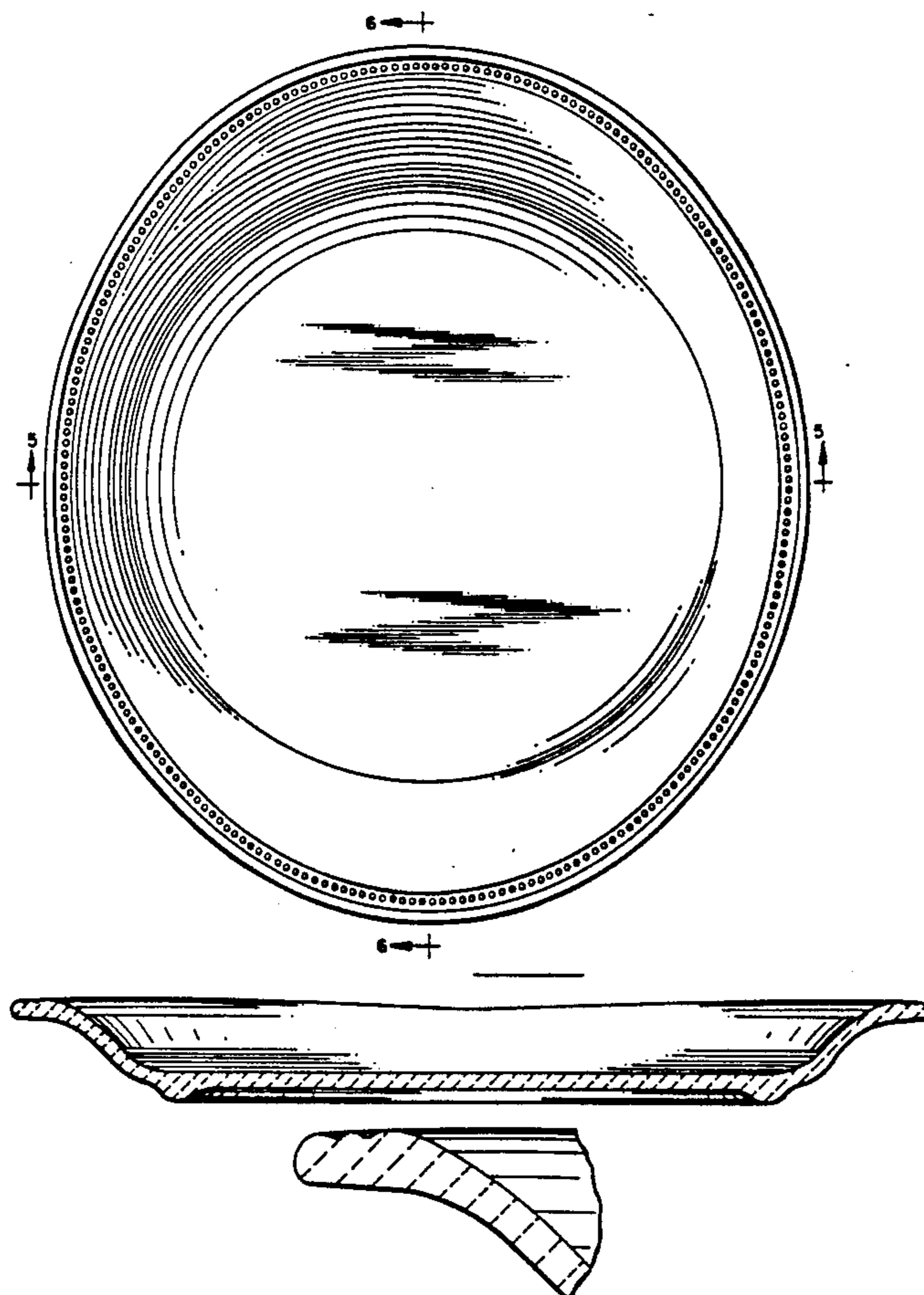
*Primary Examiner—Winifred E. Herrmann  
Attorney, Agent, or Firm—Cushman, Darby & Cushman*

[57] **CLAIM**

The ornamental design for a plate or similar article, as shown and described.

**DESCRIPTION**

FIG. 1 is a top plan view of a plate or similar article showing my new design;  
FIG. 2 is a bottom plan view thereof;  
FIG. 3 is an end elevational view thereof;  
FIG. 4 is a side elevational view thereof;  
FIG. 5 is a cross-sectional view taken along line 5—5 of FIG. 1;  
FIG. 6 is a cross-sectional view taken along line 6—6 of FIG. 1; and  
FIG. 7 is an enlarged fragmentary sectional view of a portion of the rim of FIG. 6.  
The characteristic feature of my design resides in the single row of beads incised into the upper surface of the rim between two continuous grooves in combination with the configuration of the plate or similar article as best shown in FIGS. 1, 6, and 7 on the drawing.



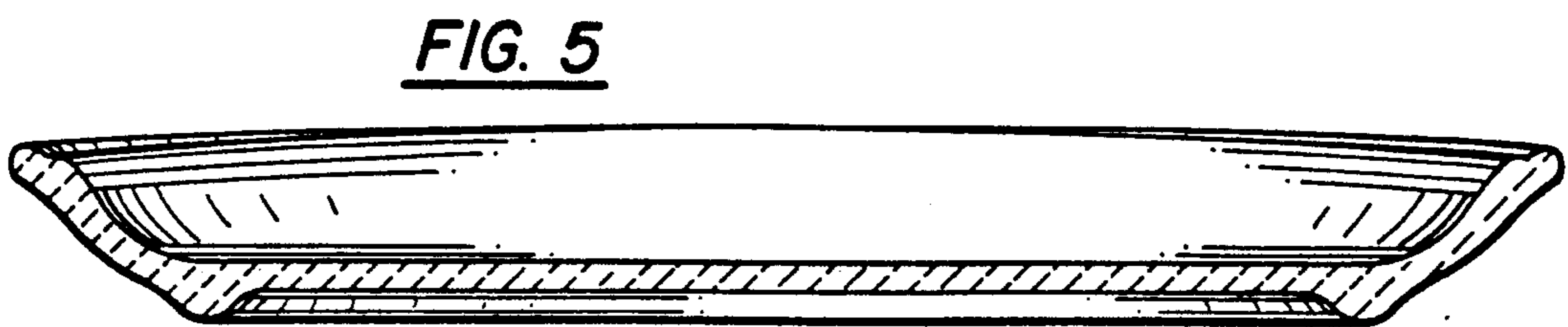
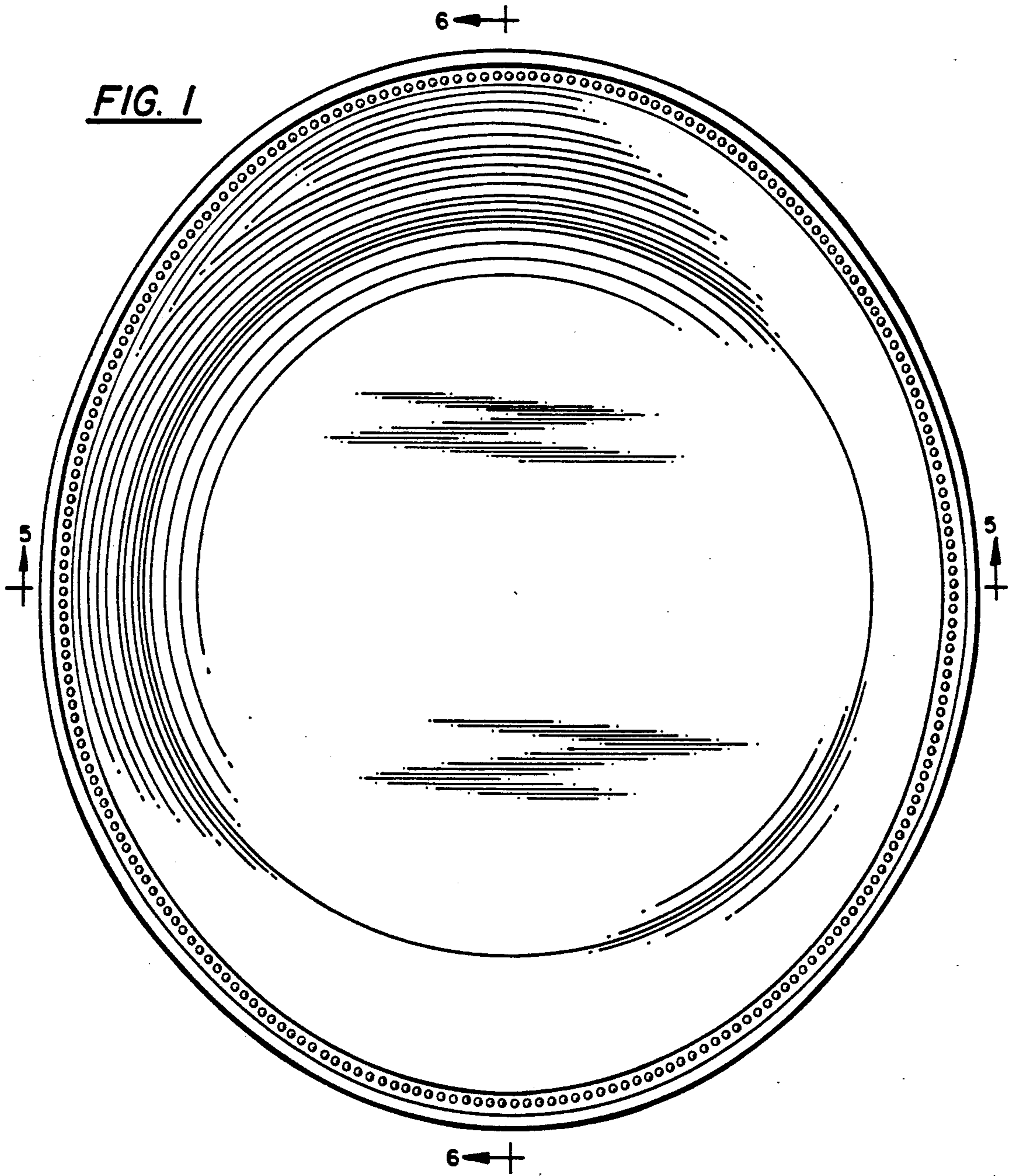


FIG. 2

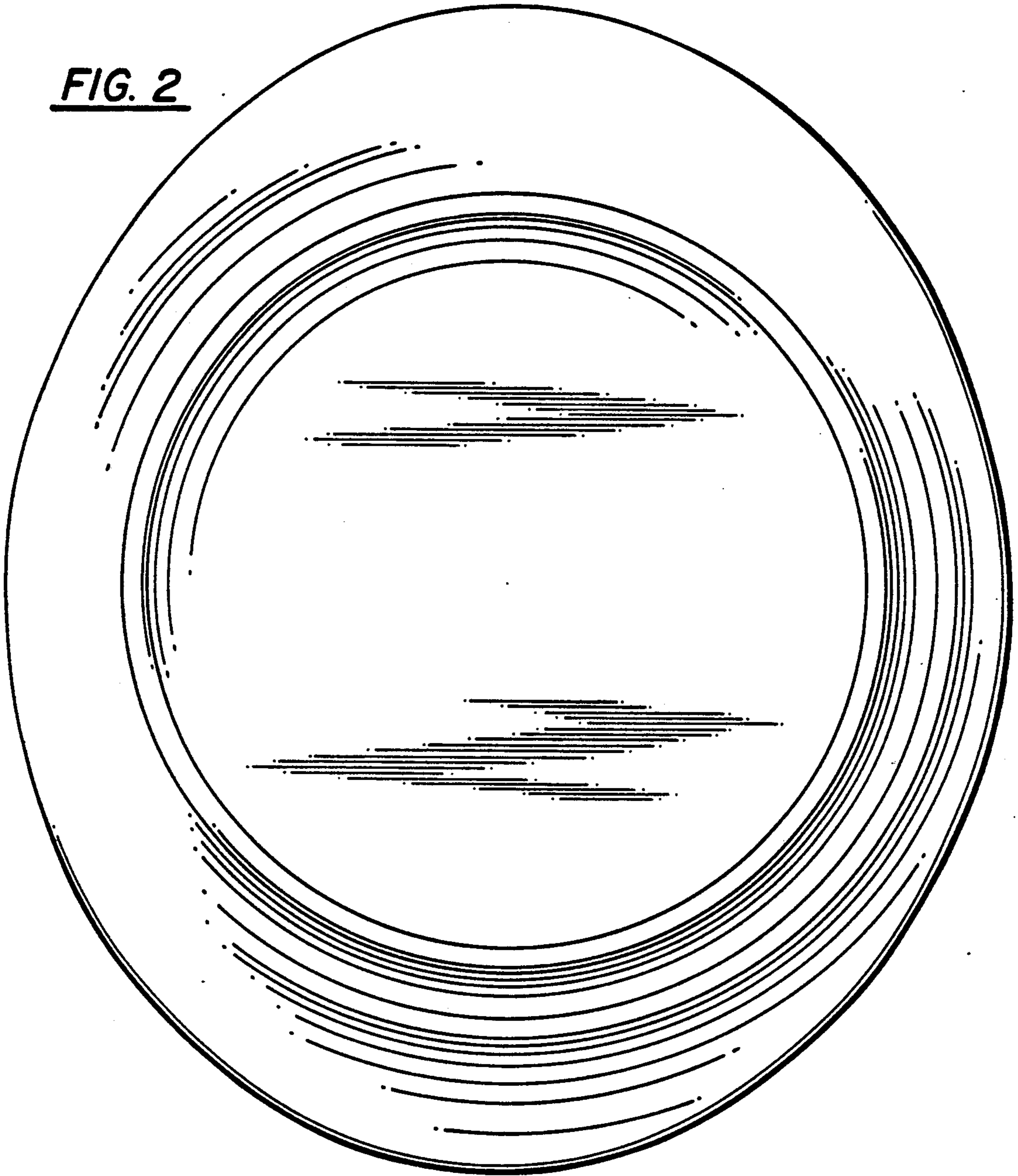



FIG. 3



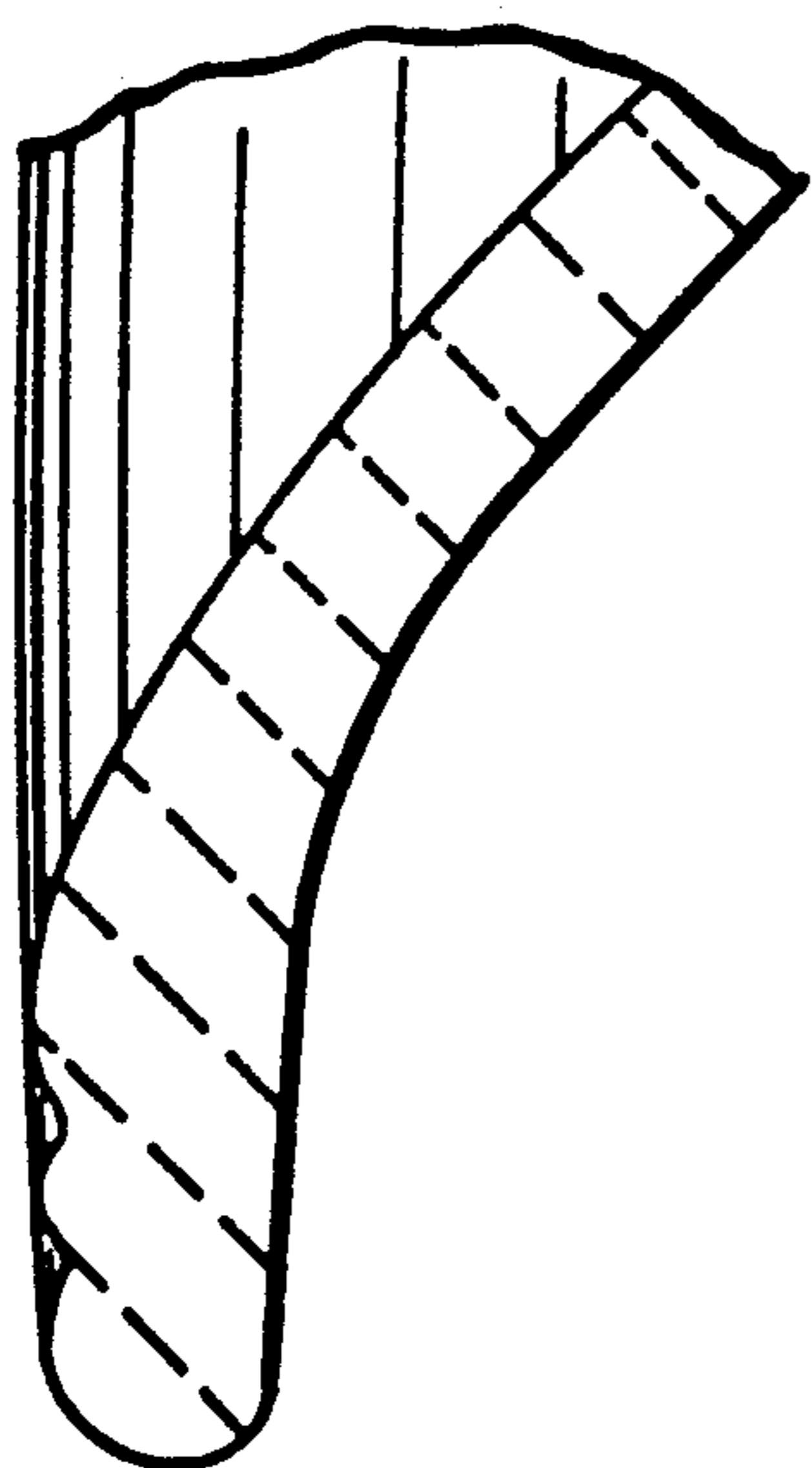


FIG. 7




FIG. 4

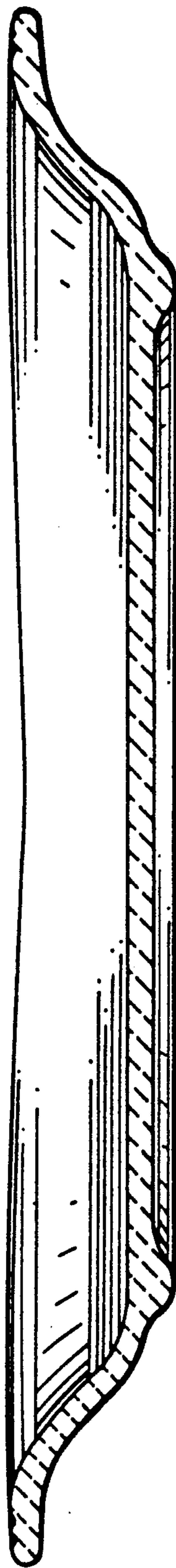


FIG. 6

UNITED STATES PATENT AND TRADEMARK OFFICE  
**CERTIFICATE OF CORRECTION**

PATENT NO. : DES. 322,539

DATED : December 24, 1991

INVENTOR(S) : Steve A. UNGER

It is certified that error appears in the above-identified patent and that said Letters Patent is hereby corrected as shown below:

On the title page, under item [19], "Under" should be --Unger--; and  
in item [75], "Steve A. Under" should be  
--Steve A. Unger--.

**Signed and Sealed this  
Sixth Day of April, 1993**

*Attest:*

STEPHEN G. KUNIN

*Attesting Officer*

*Acting Commissioner of Patents and Trademarks*