

[54] DISPLAY UNIT

[75] Inventors: Robert W. Brooks, Montville; Gerald C. Mueller, Mendham, both of N.J.; Mark A. Niven, Yonkers, N.Y.

[73] Assignee: Tarkett Inc., Parsippany, N.J.

[**] Term: 14 Years

[21] Appl. No.: 285,231

[22] Filed: Dec. 16, 1988

[52] U.S. Cl. D6/409

[58] Field of Search D6/409, 410; 211/45, 211/47, 46, 55

[56] References Cited

U.S. PATENT DOCUMENTS

D. 278,954	5/1985	Bolyn	D6/409
D. 293,520	1/1988	Ovitz	D6/409
D. 303,460	9/1989	Schouten	D6/409
D. 303,462	9/1989	Schouten	D6/409
D. 303,463	9/1989	Schouten	D6/409

3,534,863	10/1970	Howard	211/47
3,570,679	3/1971	Edson	211/47
3,633,759	1/1972	Jennings	211/45
4,604,061	8/1986	Willcocks et al.	211/45 X

Primary Examiner—Carmen H. Vales-Lado
Attorney, Agent, or Firm—Nies, Kurz, Bergert & Tamburro

[57] CLAIM

The ornamental design for a display unit, as shown and described.

DESCRIPTION

FIG. 1 is a perspective view of a display unit showing my new design;
FIG. 2 is a side elevational view, the opposite side being a mirror image thereof;
FIG. 3 is a front elevational view thereof;
FIG. 4 is a top plan view thereof;
FIG. 5 is an enlarged fragmentary view of the top of the unit, showing a shelf partially extended and another shelf fully extended; and
FIG. 6 is a side elevational view of FIG. 5.

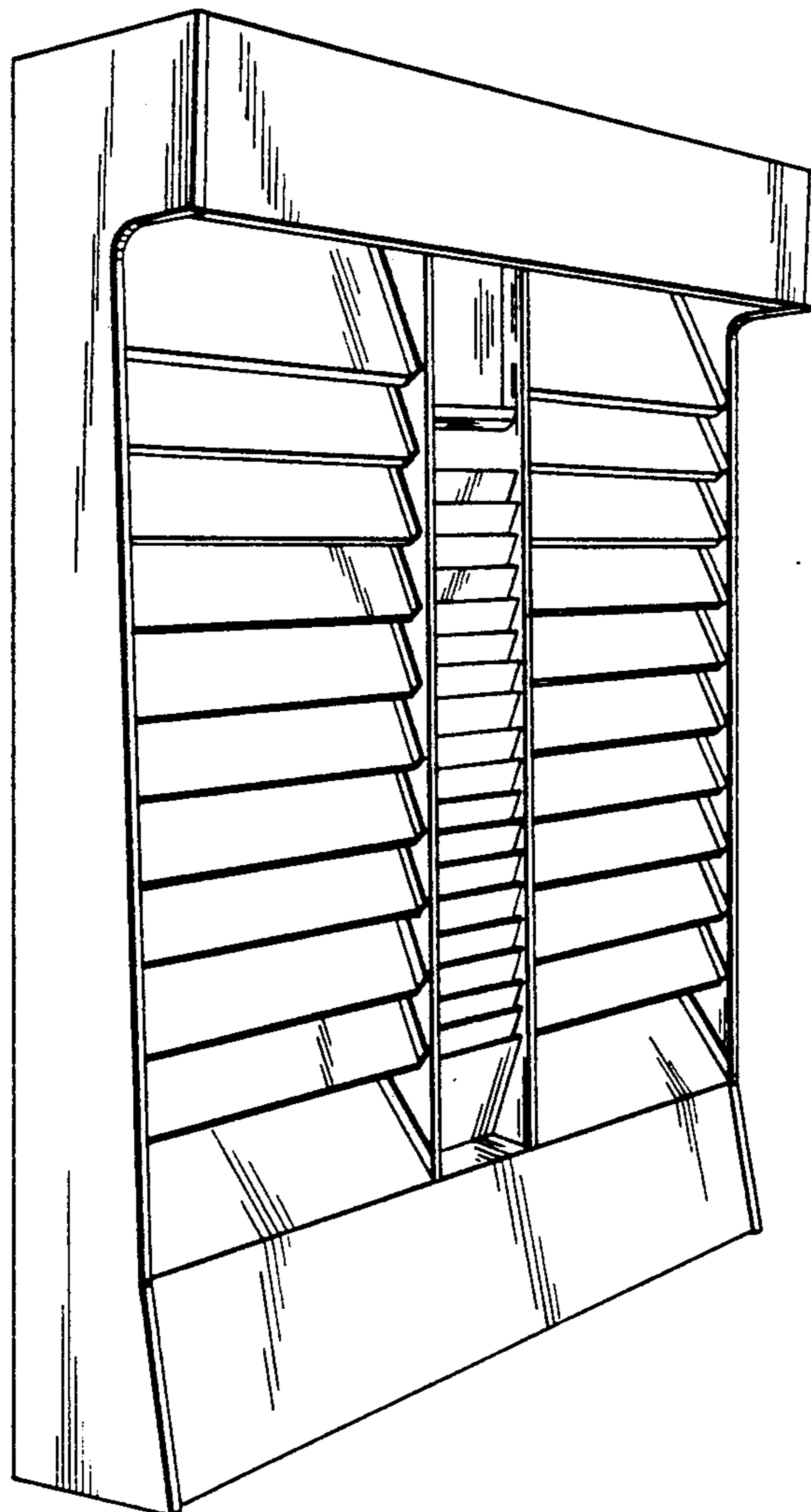


Fig.1

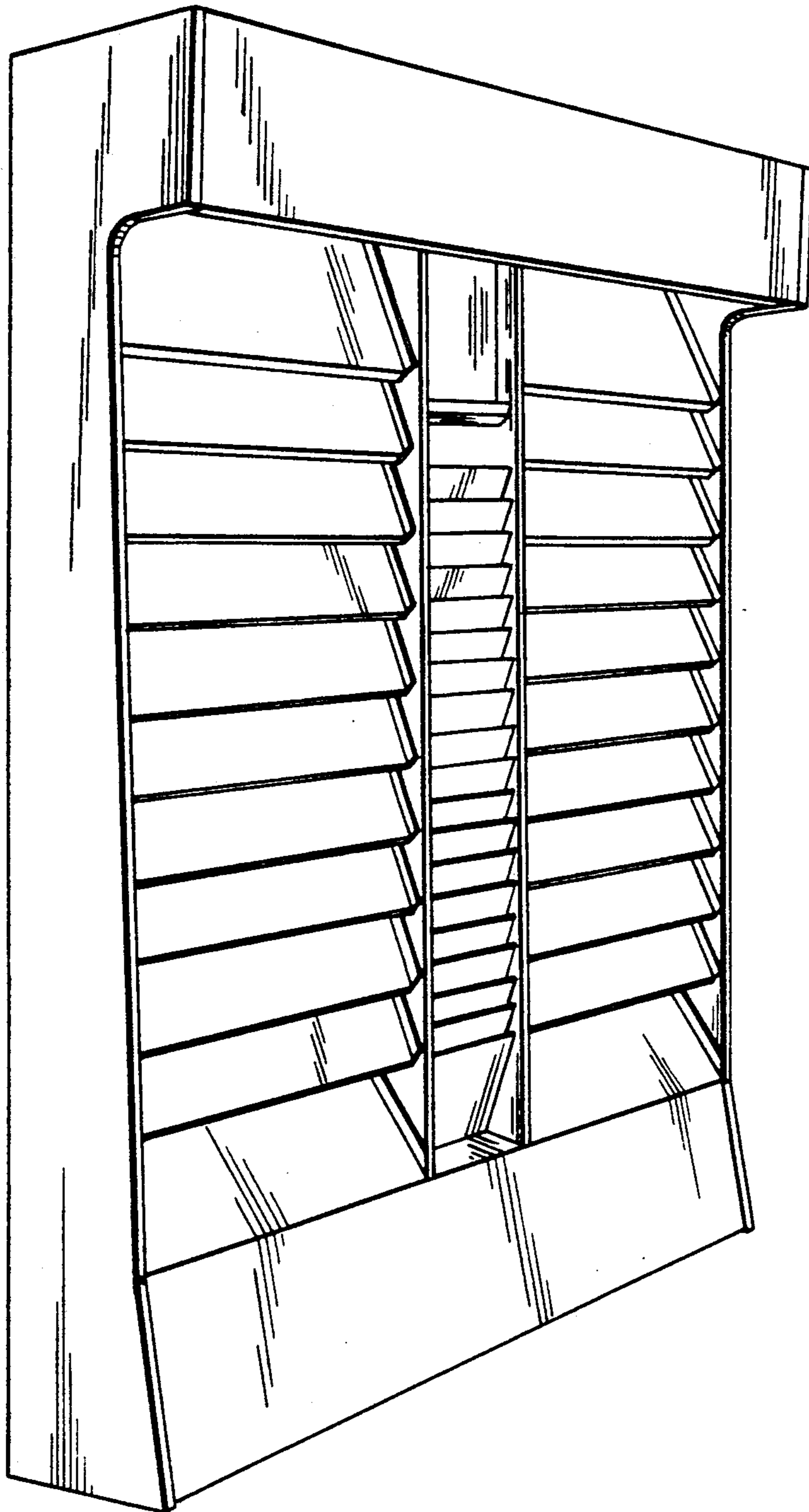


Fig.2




Fig.3




Fig.4




Fig. 5

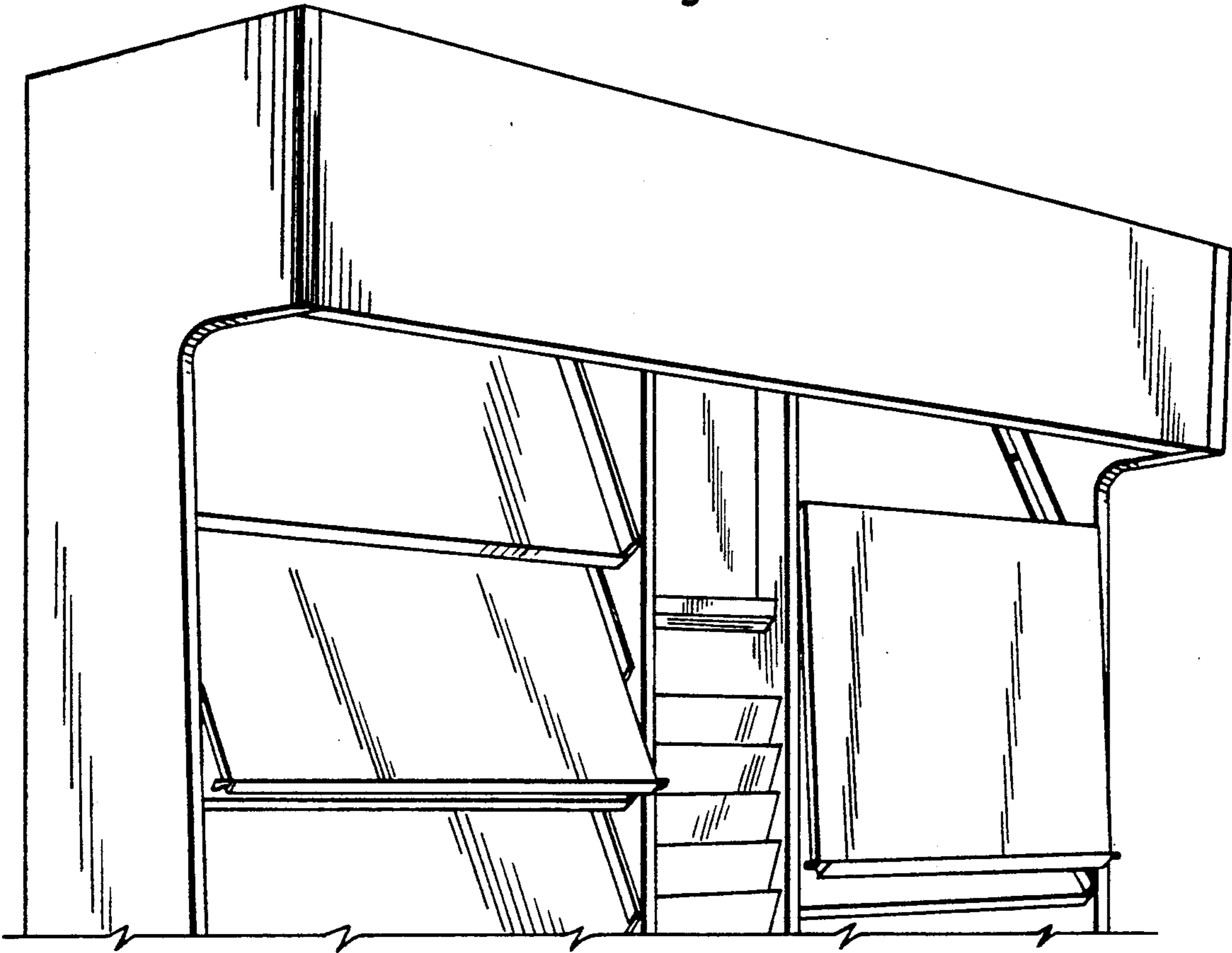


Fig. 6

