

- [54] **COMBINED CONTAINER AND APPLICATOR FOR CORRECTION FLUID**
- [75] Inventor: **George W. Korper, Laurel, Md.**
- [73] Assignee: **Wite Out Products, Inc., Beltsville, Md.**
- [**] Term: **14 Years**
- [21] Appl. No.: **424,143**
- [22] Filed: **Oct. 19, 1989**
- [52] U.S. Cl. **D4/121; D4/116; D19/48; D19/53; D19/66; D28/7**
- [58] Field of Search **D28/7, 76, 77; D4/114, D4/116; D9/337, 338; D19/41, 35, 45, 48, 51, 56, 66, 71; 132/317, 320, 218; 401/98, 88, 104, 106, 118-122, 129, 126, 269; 206/229, 385, 581, 823, 15.2, 361**

[56] **References Cited**
U.S. PATENT DOCUMENTS

D. 267,749	1/1983	Ballereaud	D28/76
D. 271,212	11/1983	Itoh	D19/48
D. 287,373	12/1986	Regnault	D19/43
D. 292,007	9/1987	Ambasz	D19/51 X

D. 306,354	2/1990	Konose	D28/7
D. 313,245	12/1990	Iwase	D19/43
D. 318,294	7/1991	Cho-Kai	D19/48
4,594,014	6/1986	Korper	401/269 X
4,600,327	7/1986	Guzman	401/129 X

FOREIGN PATENT DOCUMENTS

1511333	6/1969	Fed. Rep. of Germany	401/106
---------	--------	----------------------------	---------

Primary Examiner—Bernard Ansher
Assistant Examiner—C. Tuttle
Attorney, Agent, or Firm—Epstein, Edeli & Retzer

[57] **CLAIM**

The ornamental design for a combined container and applicator for fluid correction, as shown and described.

DESCRIPTION

FIG. 1 is a left side elevational view of a combined container and applicator for correction fluid showing my new design;
 FIG. 2 is a front elevational view thereof;
 FIG. 3 is a rear elevational view thereof;
 FIG. 4 is a top plan view thereof;
 FIG. 5 is a bottom plan view thereof; and
 FIG. 6 is an exploded front elevational view thereof.

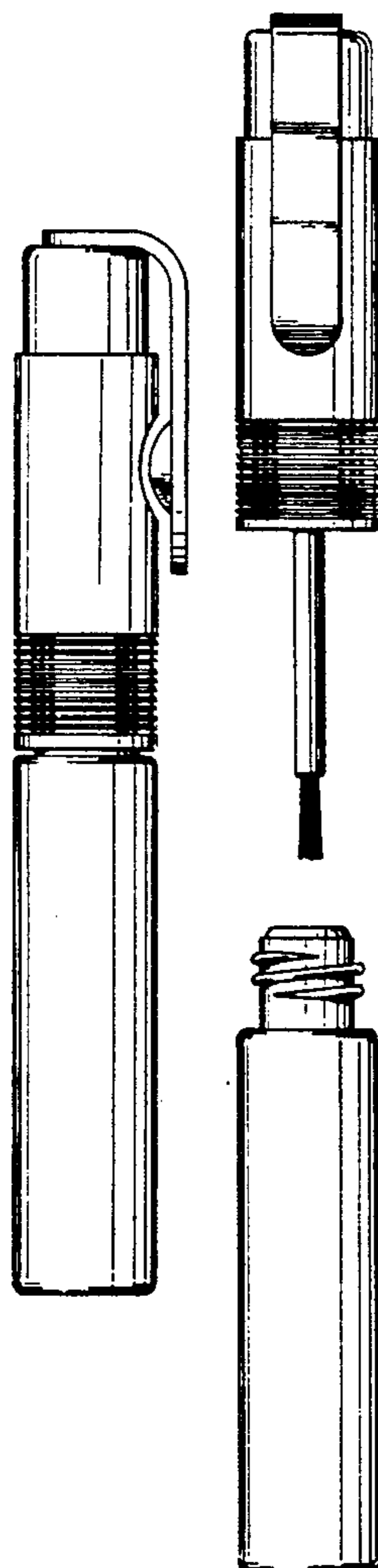


FIG. 1

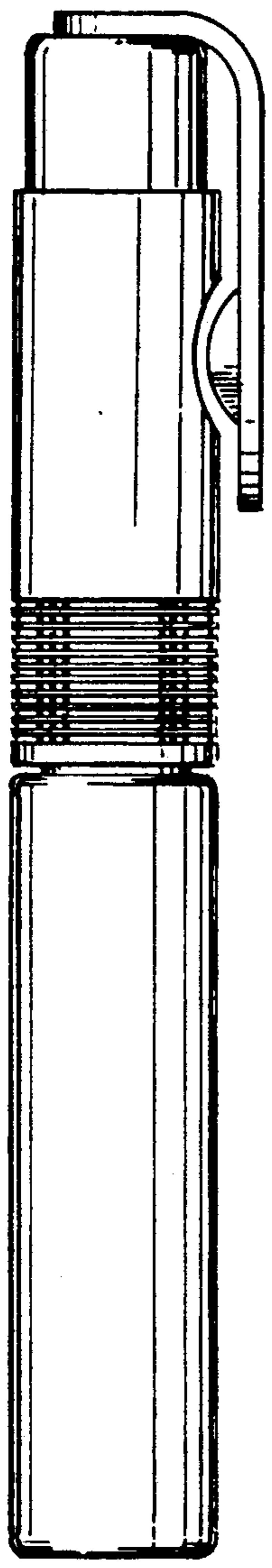


FIG. 2




FIG. 3




FIG. 6

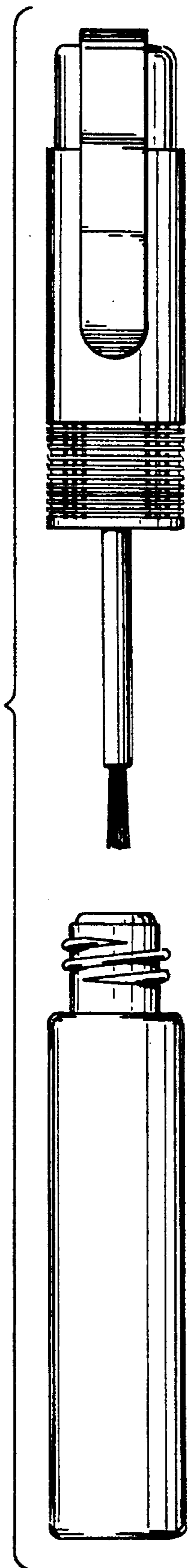


FIG. 4

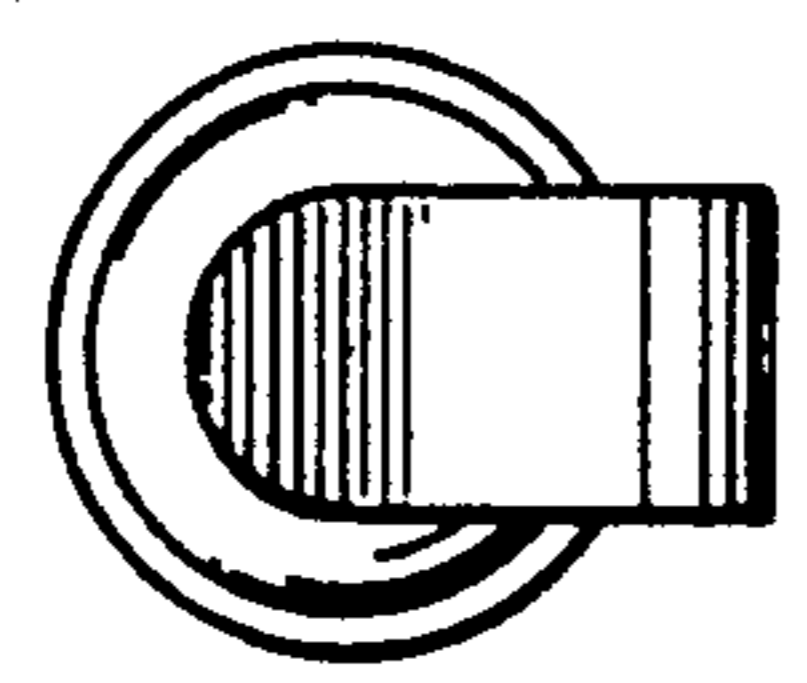


FIG. 5

