

[54] OUTSOLE

[75] Inventor: Robert Lucas, Portland, Oreg.

[73] Assignees: Nike, Inc.; Nike International Ltd., both of Beaverton, Oreg.

[\*\*] Term: 14 Years

[21] Appl. No.: 624,667

[22] Filed: Dec. 7, 1990

[52] U.S. Cl. .... D2/320

[58] Field of Search ..... D2/264, 265, 274, 308-314, D2/317-322; 36/25 R, 28, 29, 30 R, 32 R, 59 R, 59 C, 101-106, 112-116, 132, 134, 137

[56] References Cited

U.S. PATENT DOCUMENTS

D. 287,661	1/1987	Tonkel .....	D2/320
D. 288,027	2/1987	Tonkel .	
D. 288,028	2/1987	Chassaing .....	D2/320
D. 291,146	8/1987	Selbiger .	
D. 294,768	3/1988	Famolare, Jr. .	
D. 308,908	7/1990	Kiyosawa .	
D. 315,442	3/1991	Kilgore et al. ....	D2/320
4,378,645	4/1983	Johnson .....	36/129
4,439,936	4/1984	Clarke et al. ....	36/102
4,562,651	1/1986	Frederick et al. ....	36/102

OTHER PUBLICATIONS

Spring 1991 Nike Footwear Catalog, Published Jun. 1990, p. 8-9, 12-13, 54-55.  
 Spring 1990 Nike Footwear Catalog, Published Jun., 1989, pp. 4-5, 8-9, 56-57.  
 Spring 1989 Nike Footwear Catalog, Published Jun. 1988, pp. 8-9, 12-13.  
 Fall 1989 Nike Footwear Catalog, Published Jan., 1989, pp 4-5, 8-9.  
 Fall 1988 Nike Footwear Catalog, Published Jan., 1988, pp. 4-5, 8-9.  
 Nike Footwear Catalog 1985, pp. 5-10.  
 Nike 1984 Footwear Catalog, pp. 2-3.

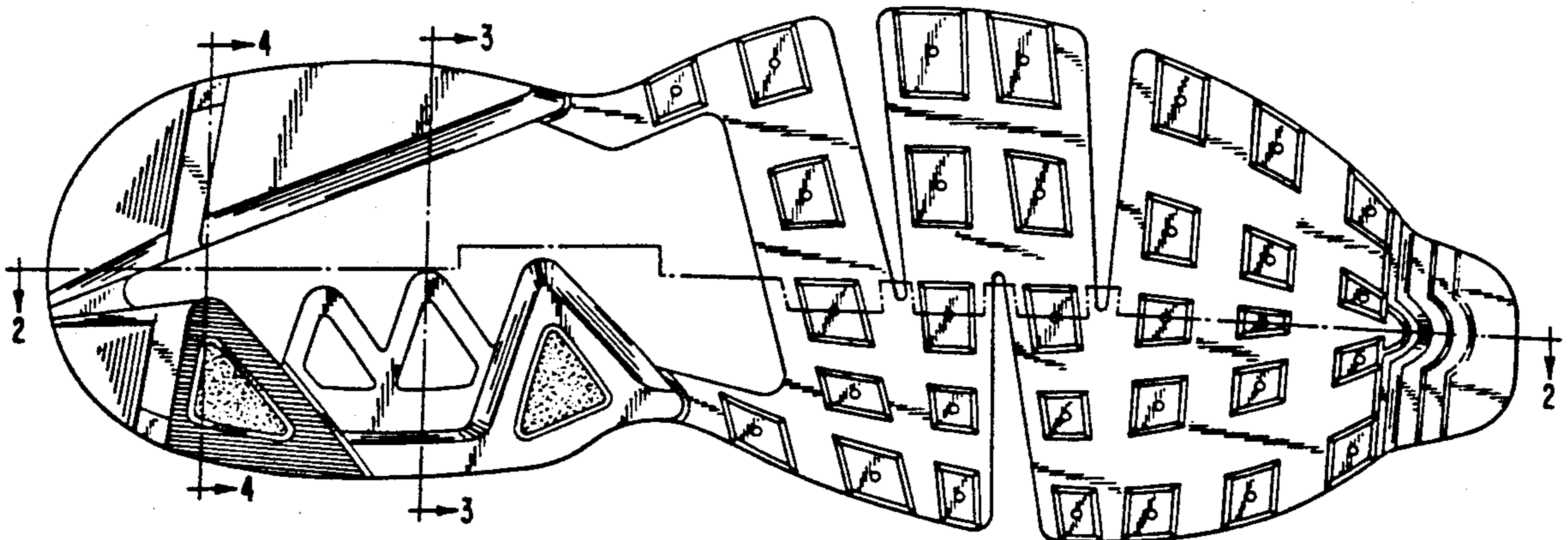
Primary Examiner—Louis S. Zarfes  
 Attorney, Agent, or Firm—Banner, Birch, McKie & Beckett

[57] CLAIM

The ornamental design for an outsole, as shown and described.

DESCRIPTION

FIG. 1 is a bottom plan view of an outsole showing my new design;  
 FIG. 2 is a cross-section taken along lines 2—2 of FIG. 1;  
 FIG. 3 is a cross-section taken along line 3—3 of FIG. 1; and  
 FIG. 4 is a cross-section taken along line 4—4 of FIG. 1.



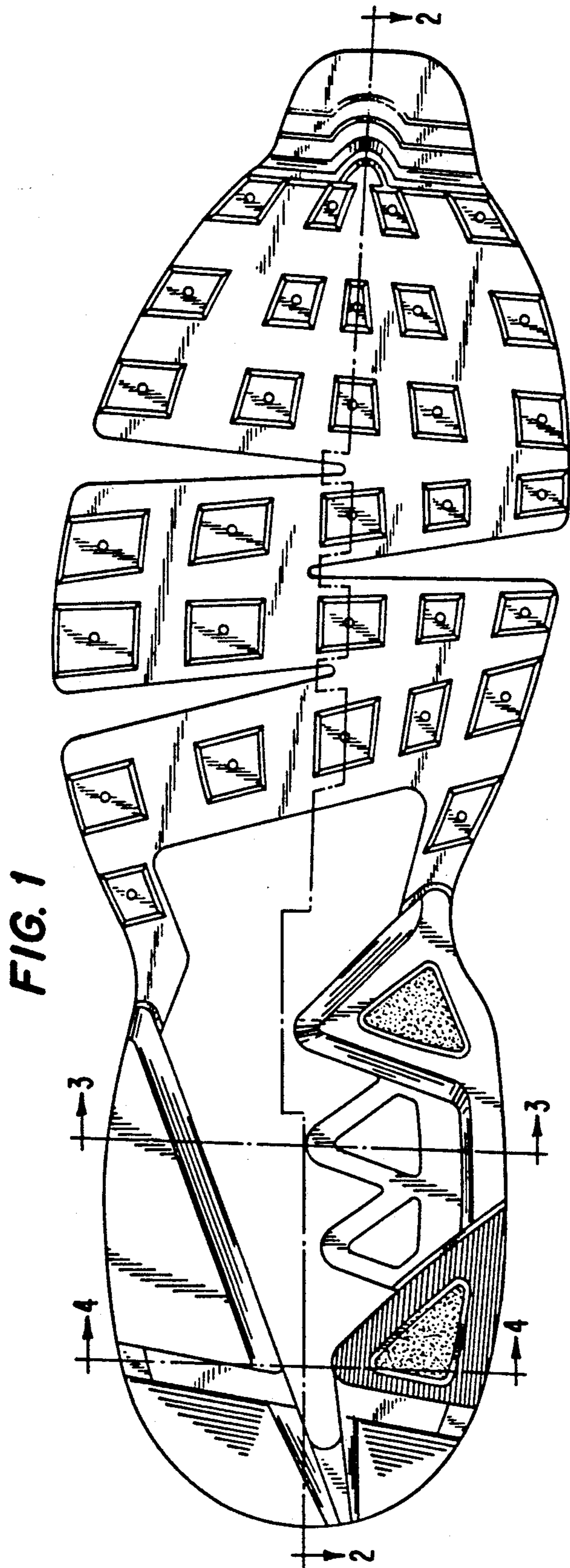


FIG. 1

FIG. 2

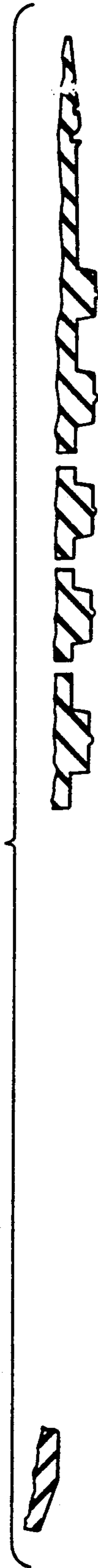


FIG. 3



FIG. 4

