

[54] **CUP SHAPED SOLE PERIPHERY**

[75] **Inventor: Tinker Hatfield, Portland, Oreg.**

[73] **Assignees: Nike, Inc.; Nike International Ltd., both of Beaverton, Oreg.**

[*] **Notice: The portion of the term of this patent subsequent to Dec. 18, 2004 has been disclaimed.**

[**] **Term: 14 Years**

[21] **Appl. No.: 587,097**

[22] **Filed: Sep. 24, 1990**

Related U.S. Application Data

[60] **Continuation-in-part of Ser. No. 439,609, Nov. 21, 1989, Pat. No. Des. 312,917, which is a division of Ser. No. 407,020, Sep. 14, 1989, Pat. No. Des. 311,447.**

[52] **U.S. Cl. D2/314**

[58] **Field of Search D2/264, 265, 274, 308-314, D2/317-322; 36/25 R, 28, 29, 32 R, 43, 59 R, 59 C, 102-106, 112-116, 132, 136**

[56] **References Cited**

U.S. PATENT DOCUMENTS

D. 89,936	5/1933	Crossman et al. .	
D. 94,080	12/1934	Fowler .	
D. 107,977	1/1938	Tousley	D2/320
D. 136,381	9/1943	Ghez et al.	D2/320
D. 249,748	10/1978	Kitamura	D2/309
D. 255,174	6/1980	Hamada	D2/320
D. 255,176	6/1980	Fuzita	D3/320
D. 257,075	9/1980	Amicone	D2/320
D. 259,150	5/1981	Cesare et al.	D2/320
D. 279,620	7/1985	Ueda	D2/310
D. 287,784	1/1987	Tong et al.	D2/320
D. 290,423	1/1987	Peterson	D2/318
D. 293,275	12/1987	Bua	D2/320
D. 293,501	1/1988	Kiyosawa	D2/320
D. 296,150	6/1988	Diaz	D2/320
D. 296,724	7/1988	Peterson	D2/320
D. 297,885	10/1988	Tong	D2/320
D. 298,984	12/1988	Selbiger	D2/320
D. 299,788	2/1989	Kelley	D2/320

D. 301,385	6/1989	Weiner	D2/308
D. 301,658	6/1989	Hase	D2/320
296,519	4/1884	Brooks .	
2,370,302	2/1945	Ghez et al. .	
3,442,033	5/1969	Hilburn, Jr.	36/114
4,130,947	12/1978	Denu	36/30 R
4,559,723	12/1985	Hamy et al.	36/102
4,562,651	1/1986	Frederick	36/102
4,616,431	10/1986	Dassler	36/28
4,624,062	11/1986	Autry	36/114
4,697,361	10/1987	Ganter et al.	36/28
4,768,295	9/1988	Ito	36/28

FOREIGN PATENT DOCUMENTS

1072485 9/1954 France .

OTHER PUBLICATIONS

Fall 1987 Nike Catalog-Even pp. 24-32, (Published 1/87).

Fall 1988 Nike Catalog-Even pp. 24-40 (Published 1/88).

Nike Brochure-Legend HI-(Published 12/82).

Fall 1986 Nike /Catalog-Even p. 22-32., (Published 1/86).

Primary Examiner—Louis S. Zarfaz

Attorney, Agent, or Firm—Banner, Birch, McKie & Beckett

[57] **CLAIM**

The ornamental design for a side element of a cup shaped sole periphery, as shown and described.

DESCRIPTION

FIG. 1 is a side elevational view of one side of a side element of a cup shaped sole periphery showing my new design;

FIG. 2 is a side elevational view of the other side of the side element of a cup-shaped sole periphery shown in FIG. 1;

FIG. 3 is a front elevational view of the side element of a cup shaped sole periphery shown in FIG. 1; and

FIG. 4 is a rear elevational view of the side element of a cup shaped sole periphery shown in FIG. 1.

The dotted line showing of trapezoidal ends of treads shown in FIGS. 1, 2 and 4 are for illustrative purposes only and form no part of the claimed design.

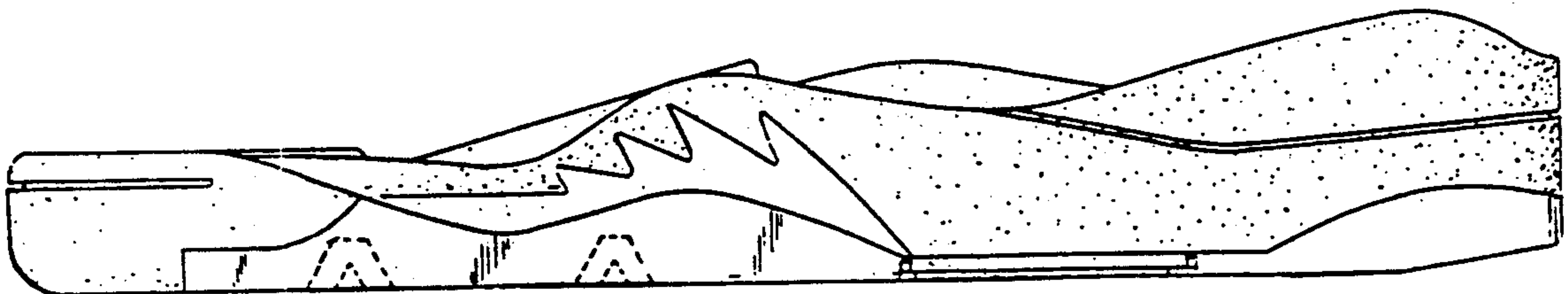


FIG. 1

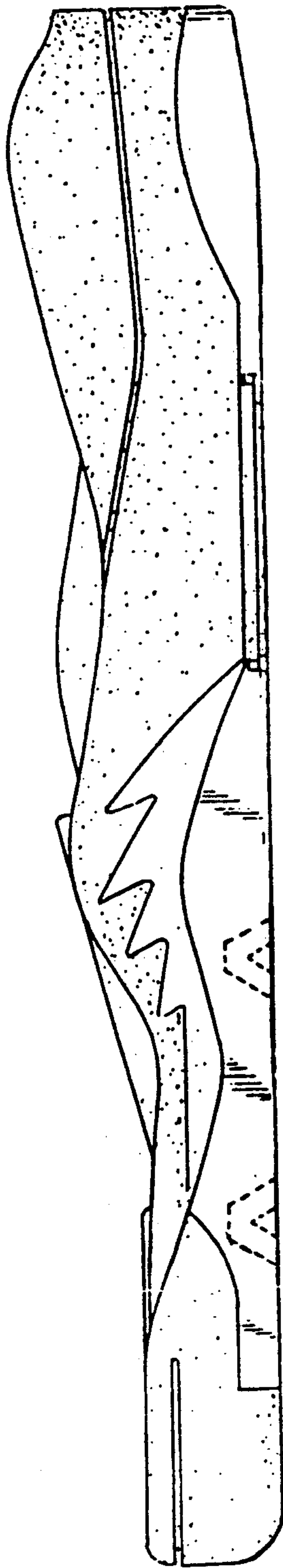


FIG. 2




FIG. 4

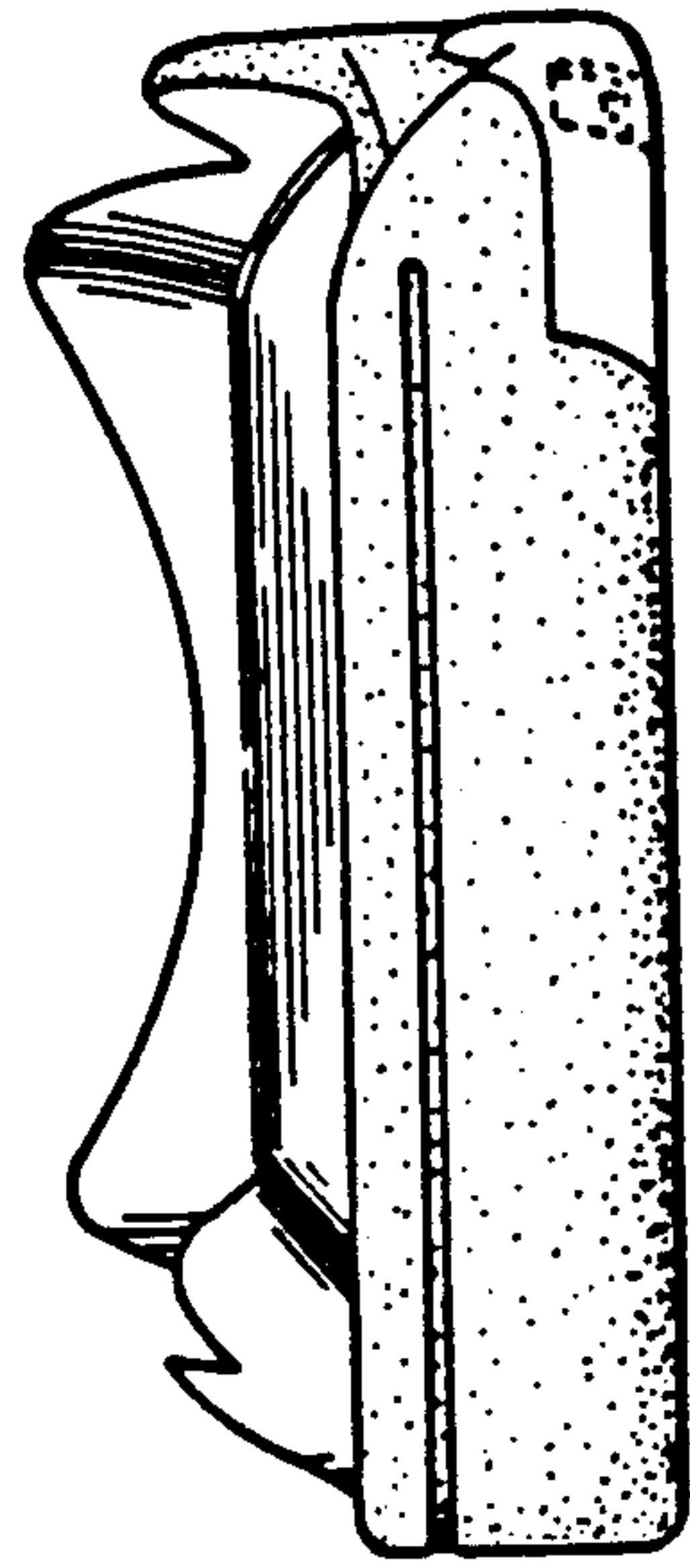


FIG. 3

