

- [54] **CURLING IRON BARREL**
- [75] **Inventors: Nicolo Altamore, Rockford; Gregory S. Wahl, Sterling, both of Ill.**
- [73] **Assignee: Wahl Clipper Corporation, Sterling, Ill.**
- [\*\*] **Term: 14 Years**
- [21] **Appl. No.: 221,631**
- [22] **Filed: Jul. 20, 1988**

**Related U.S. Application Data**

- [63] **Continuation-in-part of Ser. No. 80,699, Aug. 3, 1987, abandoned.**
- [52] **U.S. Cl. .... D28/35**
- [58] **Field of Search .... D28/35, 37, 38; 219/222-225; 132/223-232, 263**

**References Cited**

**U.S. PATENT DOCUMENTS**

D. 253,254	10/1979	Cusenza	.....	D28/35
D. 256,169	7/1980	Cusenza	.....	D28/35
D. 281,823	12/1985	Sherman	.....	D28/35
364,956	6/1887	Posner	.....	100/287
379,443	3/1888	Bissell	.....	132/234
459,146	9/1891	Nicol, Jr.	.....	132/263
536,802	4/1895	Harris	.....	132/224
542,216	7/1895	Allen	.....	132/225
681,827	9/1901	Jackson	.....	132/242
861,596	7/1907	Machado	.....	132/225
866,778	9/1907	Eldridge	.....	132/263
1,056,987	3/1913	Gough	.....	219/536
1,117,021	11/1914	Frey	.....	132/263
1,377,655	5/1921	Begas	.....	132/229
1,397,332	11/1921	Russell	.....	132/224
1,403,512	1/1922	Mariner	.....	132/226
1,455,696	5/1923	Wright	.....	132/224
1,491,415	4/1924	Pegelow	.....	132/268
1,510,359	9/1924	Van Gale	.....	132/233
1,553,342	9/1925	Vaughan	.....	219/222
1,580,370	4/1926	Dondanville et al.	.....	132/118
1,607,076	11/1926	Hamilton	.....	132/225
1,623,630	4/1927	Martin et al.	.....	132/229
1,637,893	8/1927	Beskow	.....	132/224
1,641,353	9/1927	Opper et al.	.....	132/229
1,648,740	11/1927	O'Malley	.....	132/225
1,693,462	11/1928	Polnaszek	.....	132/232

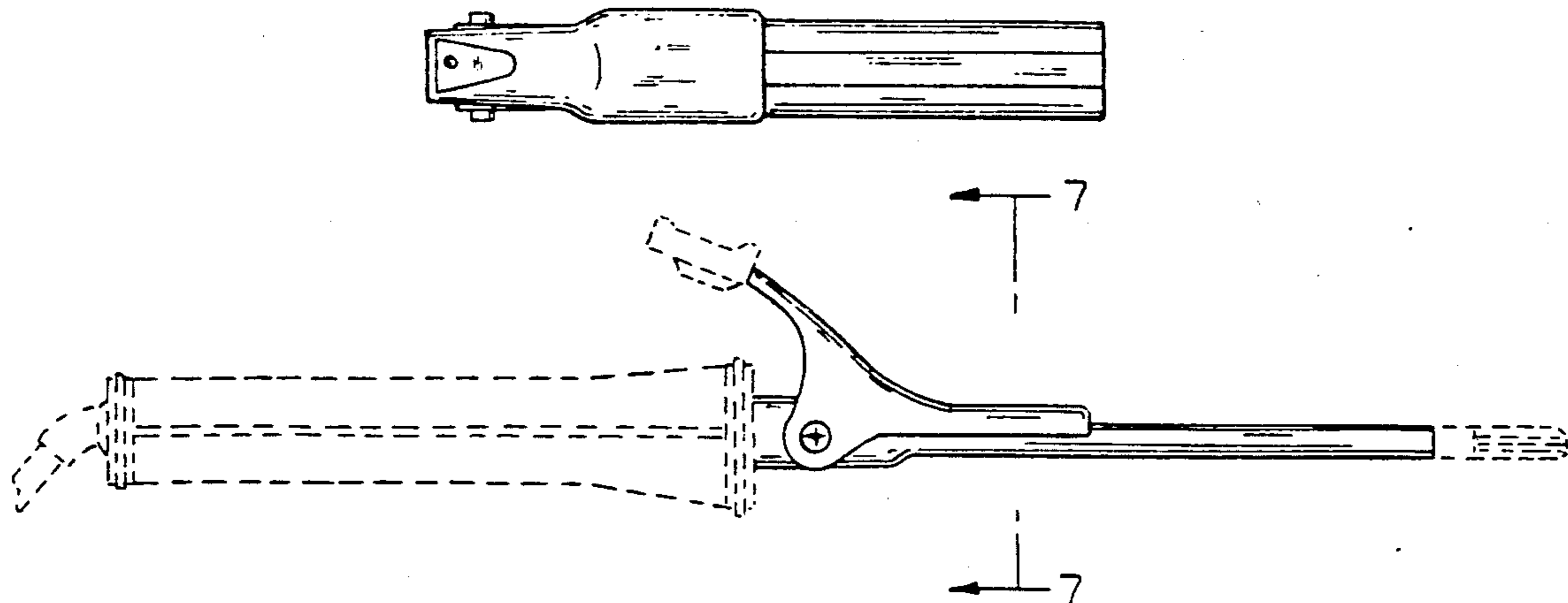
1,694,672	12/1928	Rogler	.....	132/225
2,031,377	2/1936	Lindsay	.....	132/277
2,046,672	7/1936	Campion	.....	132/249
2,377,877	6/1945	Graham	.....	132/223
3,516,420	6/1970	Porter	.....	132/263
3,859,497	1/1975	McNair	.....	219/225
3,955,064	5/1976	Demetrio et al.	.....	219/225
4,024,375	5/1977	Olesen et al.	.....	219/225
4,027,684	6/1977	Mueller	.....	219/225
4,034,201	7/1977	Walter et al.	.....	132/251
4,151,850	5/1979	Nathe et al.	.....	132/225
4,164,952	8/1979	Banks, Jr.	.....	219/225
4,209,685	6/1980	Walter et al.	.....	132/225
4,211,245	7/1980	Coppola et al.	.....	132/268
4,214,597	7/1980	Glassman	.....	132/225
4,227,541	10/1980	Satchell	.....	132/232
4,261,375	4/1981	Anderson	.....	132/224
4,289,151	9/1981	Pope	.....	132/232
4,354,482	10/1982	Beisecker	.....	126/409
4,426,567	1/1984	Gugliotti	.....	219/225
4,464,562	8/1984	Takimae	.....	219/225
4,479,047	10/1984	Khaja et al.	.....	219/225

**FOREIGN PATENT DOCUMENTS**

38998	3/1975	Canada	.	
40144	1/1976	Canada	.	
48414	7/1981	Canada	.	
48415	7/1981	Canada	.	
21941	6/1980	European Pat. Off.	.....	219/225
185989	3/1906	Fed. Rep. of Germany	.....	219/222
589572	2/1925	France	.	
1005438	12/1951	France	.	
1368924	6/1964	France	.	
1379083	10/1964	France	.....	219/225
2513497	9/1982	France	.....	219/225
233070	2/1986	German Democratic Rep.	.	
2259411	12/1924	United Kingdom	.	
697773	9/1953	United Kingdom	.	
2021943	12/1979	United Kingdom	.....	219/222
2106384	7/1983	United Kingdom	.....	219/225

**OTHER PUBLICATIONS**

- Hong Kong Enterprise, 11/1986, p. 339, top right, #PT-619.
- Wavecurler brochure, by Olivia Garden.
- Sixteen page Wavecurler brochure, by Olivia Garden.
- Tri-Rods, by Hair, Blase, Adrian Houghton Salon, Los Angeles.



*Modern Salon*, Dec., 1977, p. 58, "Special Pointers for Party Pizazz".

Jilbere brochure.

Vidal Sassoon, "Streamers", brochure, ©1987.

Vidal Sassoon, "Ribbons", brochure, Feb. 4, 1988.

"Profiles", brochure, Feb. 4, 1988.

Conair, "Geometrics", brochure, Apr. 25, 1988.

Conair, "Zig Zags", Curling Iron, Jul. 10, 1988.

*Primary Examiner*—Bernard Ansher

*Assistant Examiner*—C. Tuttle

*Attorney, Agent, or Firm*—Welsh & Katz, Ltd.

[57]

**CLAIM**

The ornamental design for a curling iron barrel, as shown and described.

**DESCRIPTION**

FIG. 1 is a top plan view of a curling iron barrel showing our new design;

FIG. 2 is a left side elevational view thereof;

FIG. 3 is a bottom plan view thereof;

FIG. 4 is a right side elevational view thereof;

FIG. 5 is a rear elevational view shown on an enlarged scale;

FIG. 6 is a front elevational view thereof; and

FIG. 7 is a cross-sectional view taken on the line 7—7 of FIG. 2.

The broken line showing of the tip, handle, stand, thumb or finger press, and cord of a curling iron is for illustrative purposes only and forms no part of the claimed design.

FIG. 1

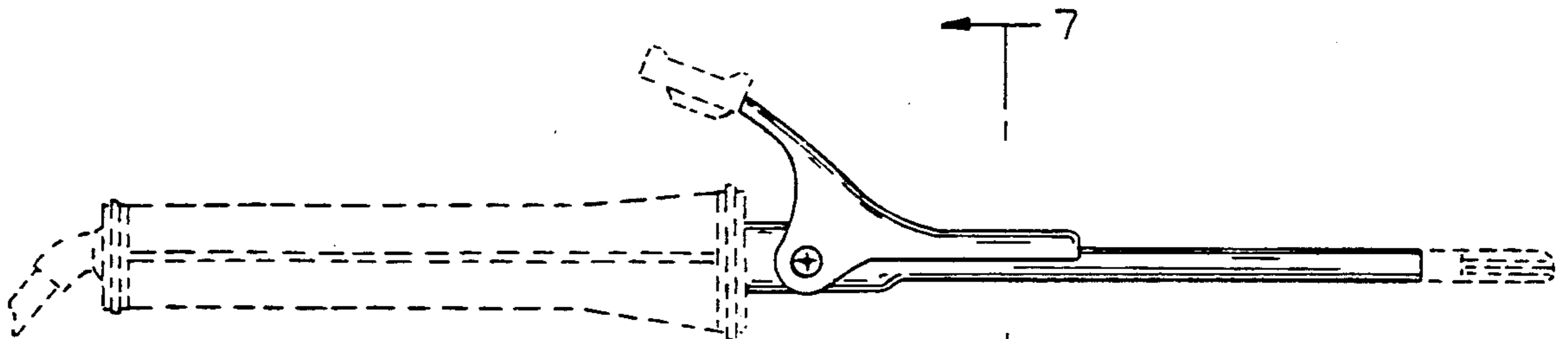
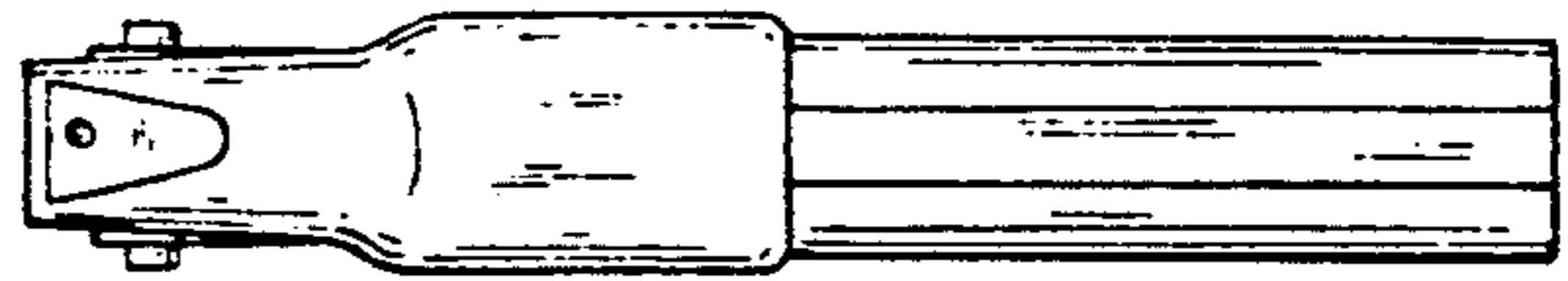


FIG. 2

FIG. 3

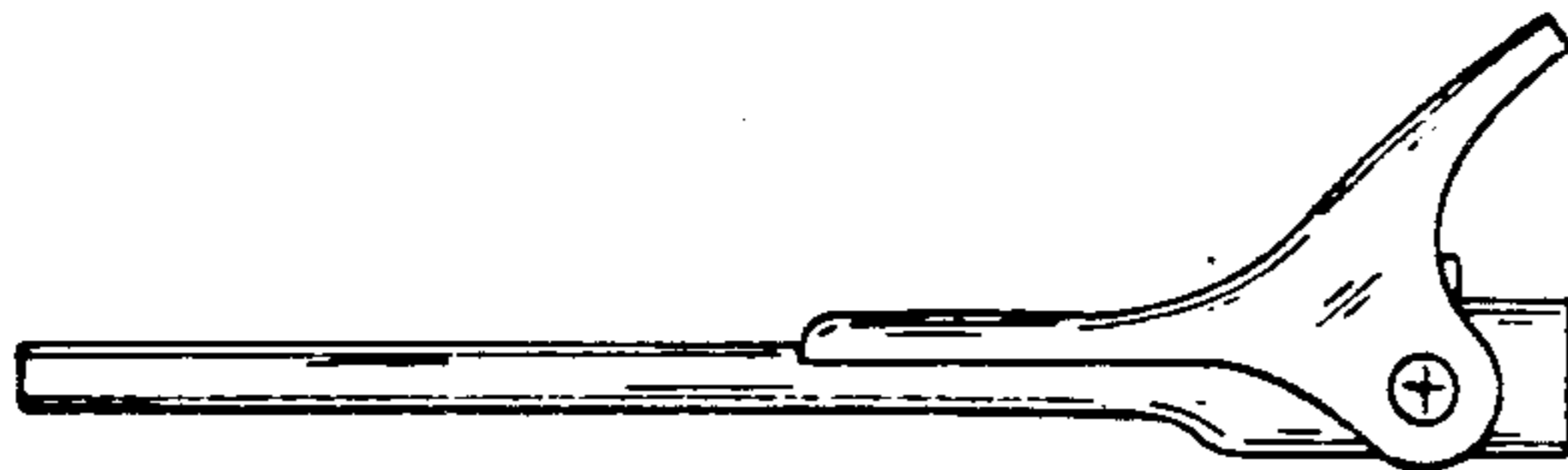



FIG. 4

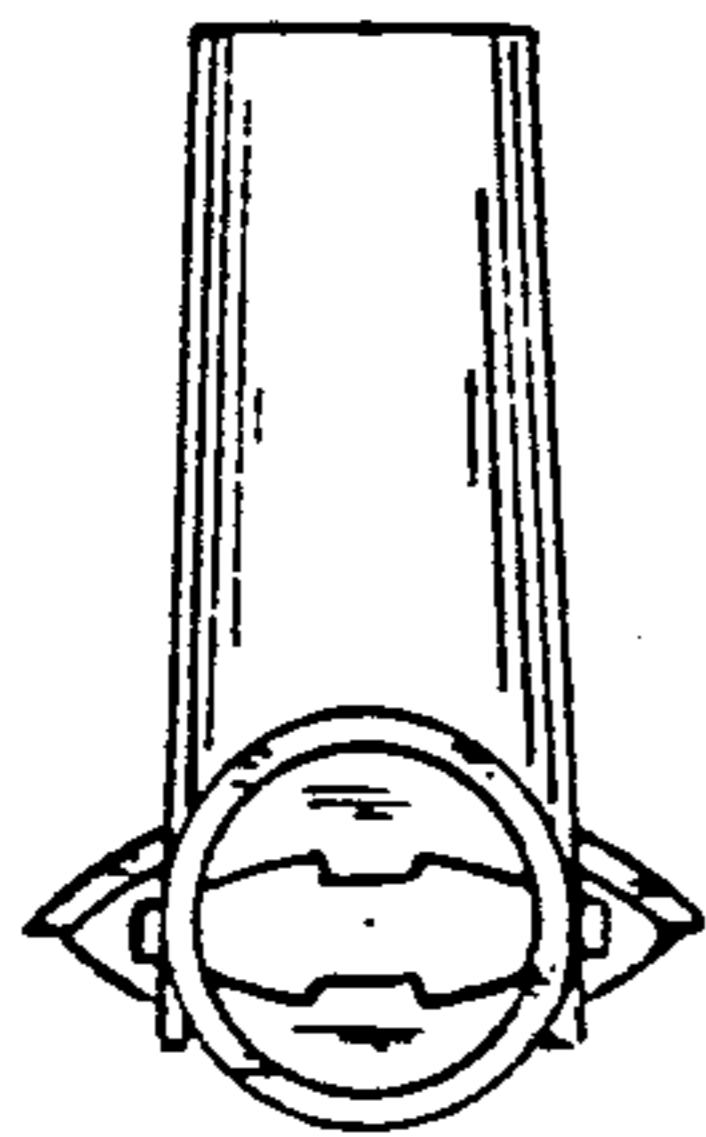


FIG. 5

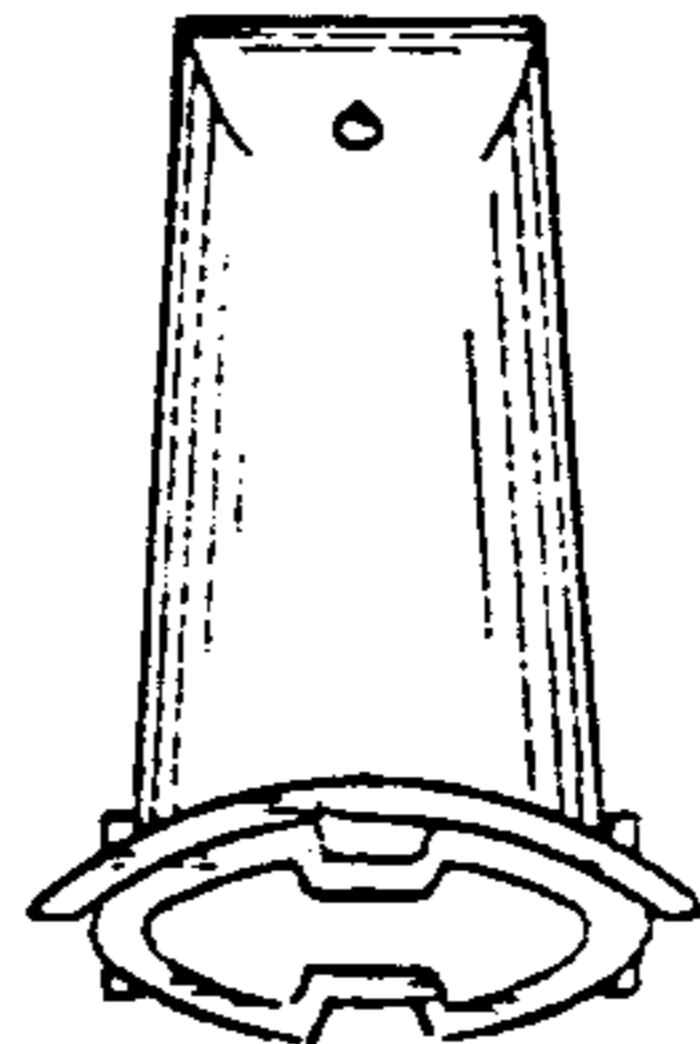


FIG. 6

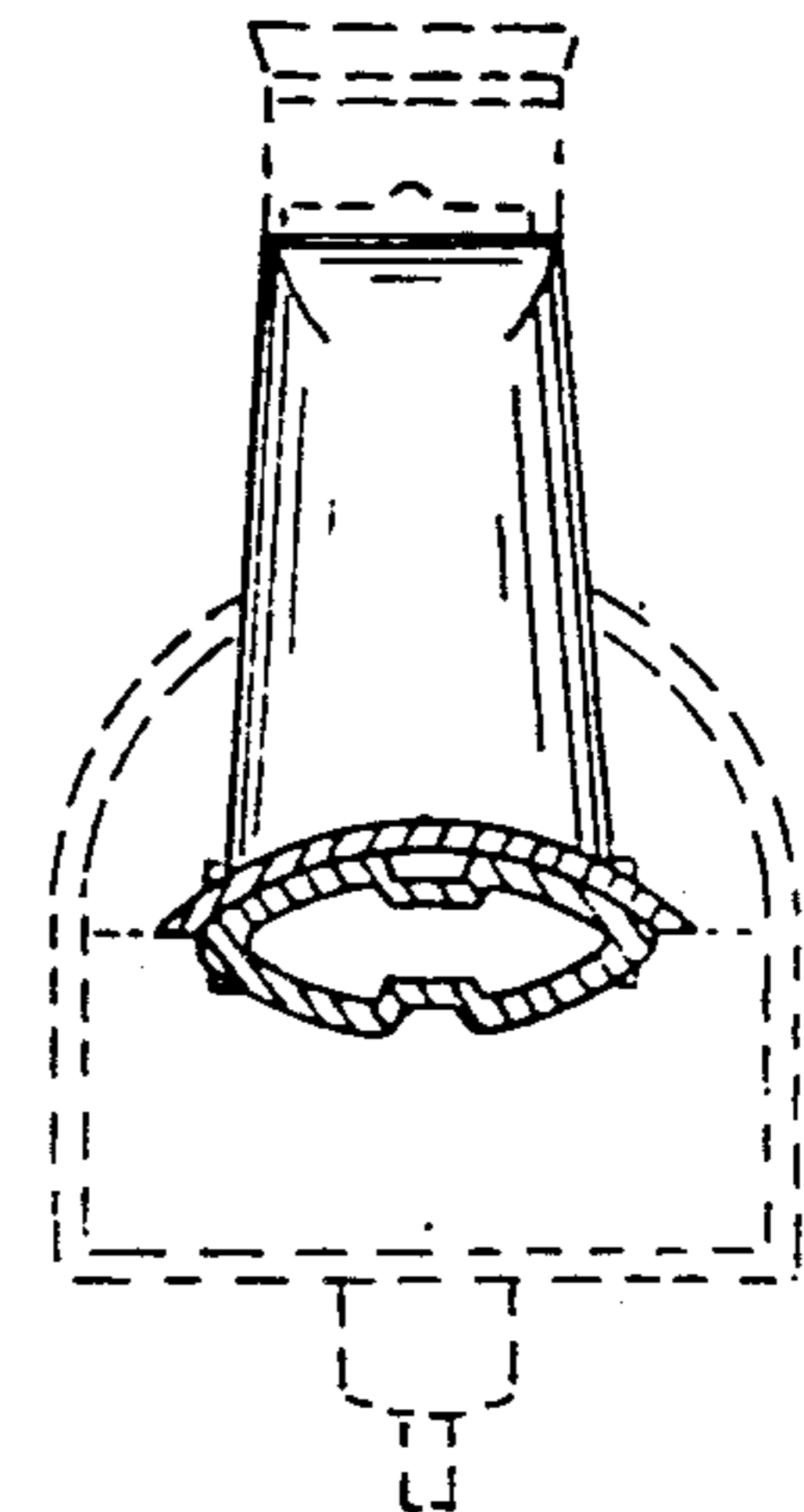


FIG. 7