

[54] WINE SIPHON  
[76] Inventor: John D. Garlich, 525 22nd St.,  
Boulder, Colo. 80302  
[\*\*] Term: 14 Years  
[21] Appl. No.: 213,974  
[22] Filed: Jun. 28, 1988  
[52] U.S. Cl. .... D23/200  
[58] Field of Search ..... D7/300.2; D23/200;  
239/16, 33; 222/416, 204; D8/1; 215/1 A, 1 C;  
141/59, 116; 137/123, 153, 132, 141

3,260,462 7/1966 Smaczny ..... 239/33  
3,580,299 5/1971 Alkalay ..... 141/59

FOREIGN PATENT DOCUMENTS

613950 12/1926 France ..... 222/416

Primary Examiner—Susan J. Lucas  
Assistant Examiner—M. H. Tung  
Attorney, Agent, or Firm—Donald W. Margolis


[57] CLAIM

The ornamental design for a wine siphon, as shown and described.

DESCRIPTION

FIG. 1 is a front perspective view of a wine siphon showing my new design on a reduced scale;  
FIG. 2 is a front elevational view thereof;  
FIG. 3 is a rear elevation view thereof;  
FIG. 4 is a top plan view thereof;  
FIG. 5 is a bottom plan view thereof;  
FIG. 6 is a left side elevational view thereof; and  
FIG. 7 is a right side elevational view thereof.

[56] References Cited  
U.S. PATENT DOCUMENTS  
D. 291,758 9/1987 Albury ..... D7/300.2  
357,645 2/1887 Tyler ..... 137/141  
1,465,207 8/1923 Bonheim ..... 137/141 X  
2,036,191 4/1936 Bissell ..... 137/153  
2,242,401 5/1941 Loughridge ..... 222/416 X  
2,959,184 11/1960 Mahan ..... 137/141



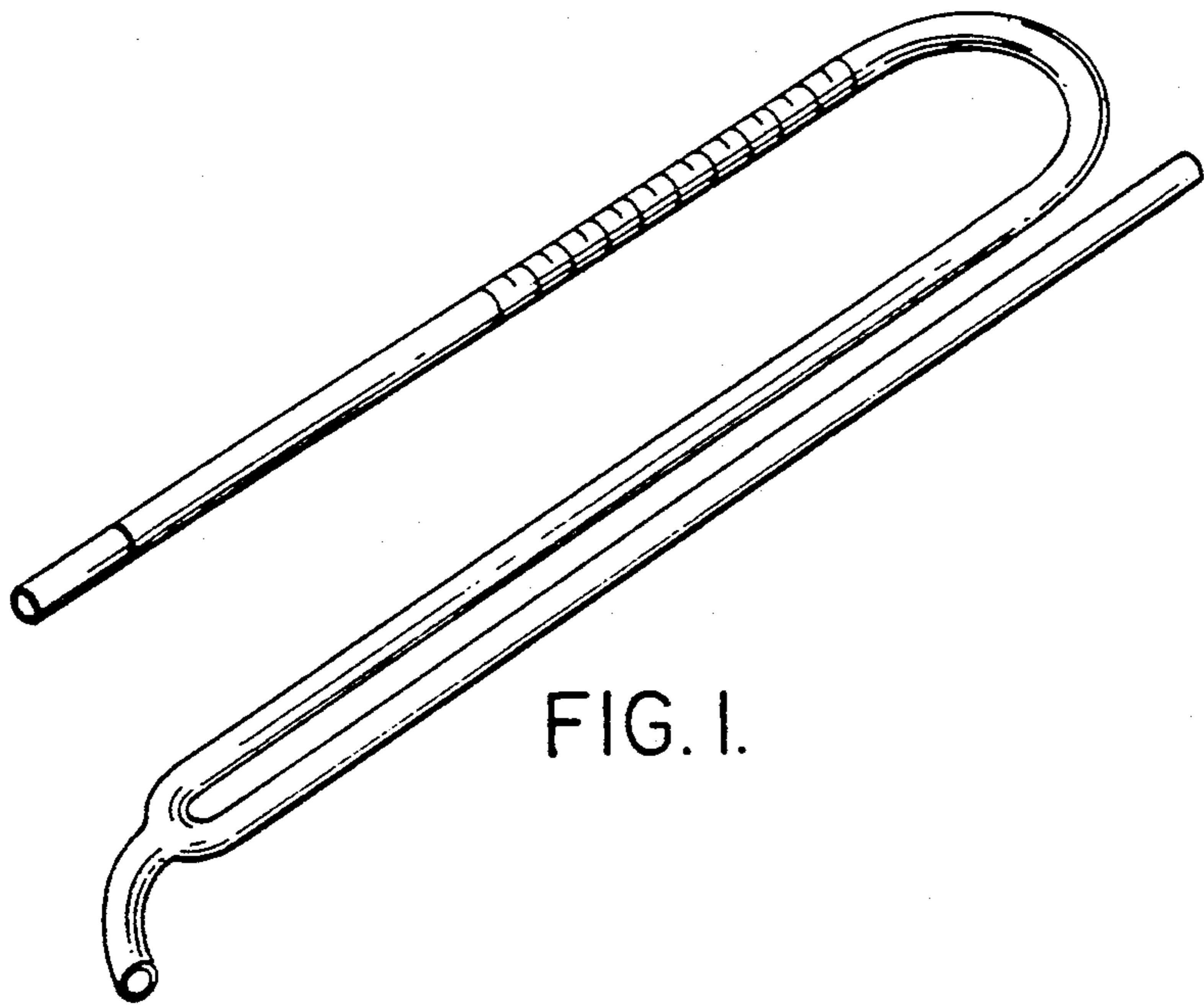


FIG. 1.




FIG. 5.

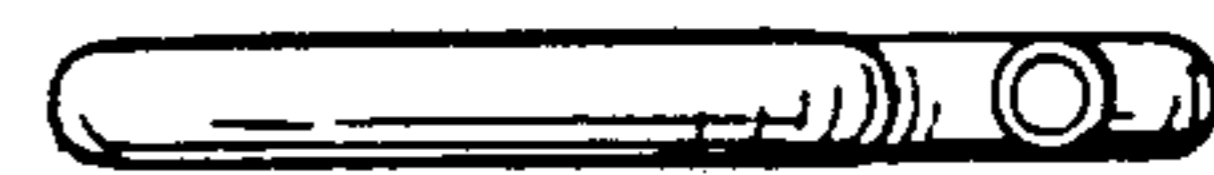


FIG. 4.

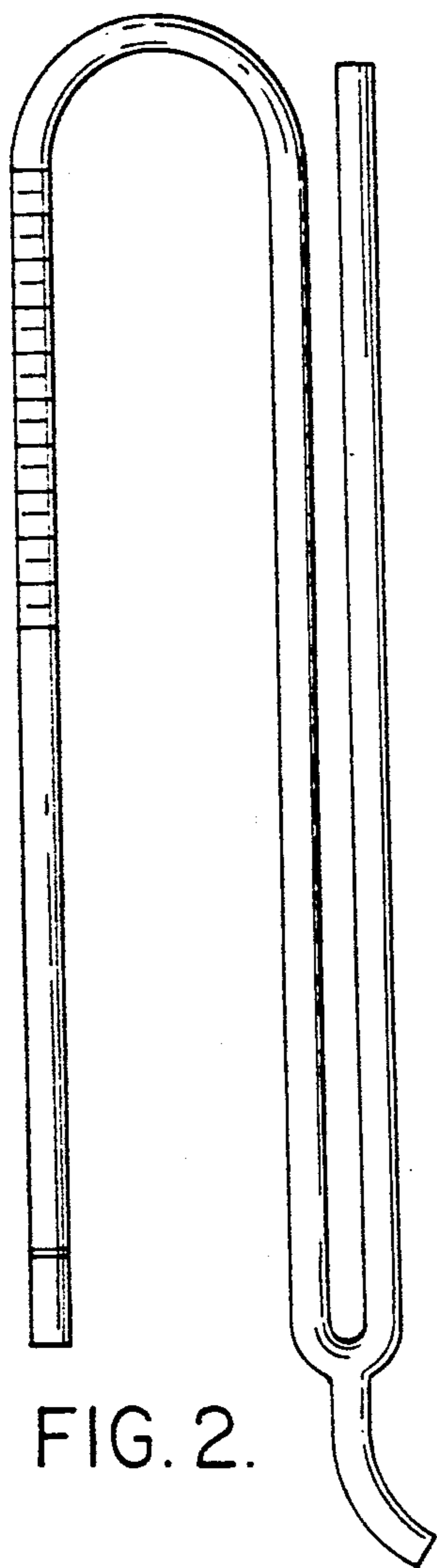


FIG. 2.

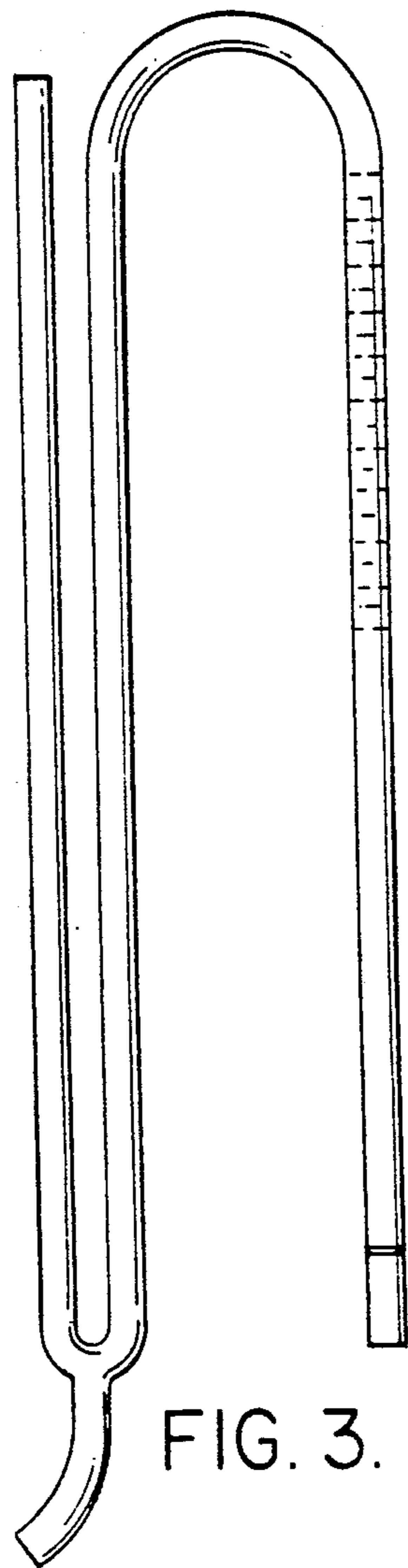


FIG. 3.




FIG. 7.




FIG. 6.