

[54] MICROPHONE

[75] Inventor: Richard M. Urella, Princeton, Mass.

[73] Assignee: David Clark Company Inc.,  
Worcester, Mass.

[\*\*] Term: 14 Years

[21] Appl. No.: 312,579

[22] Filed: Feb. 21, 1989

[52] U.S. Cl. .... D14/225; D14/206

[58] Field of Search ..... D14/225-229,  
D14/299, 206; 381/91, 122, 155, 159, 168;  
379/340

[56] References Cited

U.S. PATENT DOCUMENTS

D. 299,335	1/1989	Wiegel	.....	D14/225
D. 309,305	7/1990	von Hall	.....	D14/227 X
4,379,211	4/1983	Joscelyn et al.	.....	381/158
4,420,657	12/1983	Larkin	.....	379/430

FOREIGN PATENT DOCUMENTS

2159366 11/1985 United Kingdom ..... 379/430

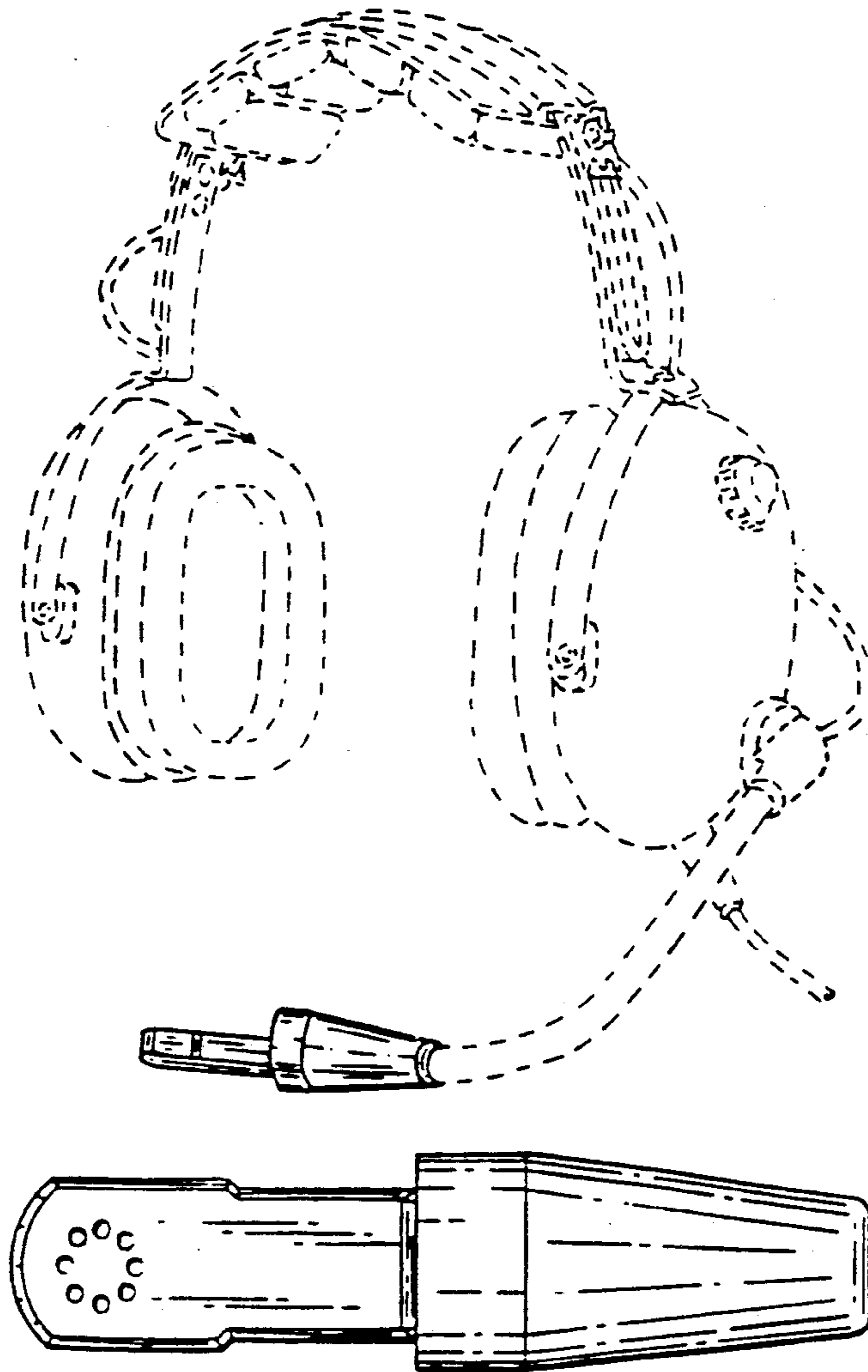
Primary Examiner—Theodore M. Shooman  
Attorney, Agent, or Firm—Samuels, Gauthier & Stevens

[57] CLAIM

The ornamental design for a microphone, as shown and described.

DESCRIPTION

FIG. 1 is a front perspective view of a microphone showing my new design;  
FIG. 2 is a top plan view thereof;  
FIG. 3 is a left side elevational view thereof;  
FIG. 4 is a front elevational view thereof, the rear being a mirror image;  
FIG. 5 is a right side elevational view thereof; and  
FIG. 6 is a bottom plan view thereof.  
The broken line showing of the headset in FIG. 1 is for illustrative purposes only and forms no part of the claimed design.



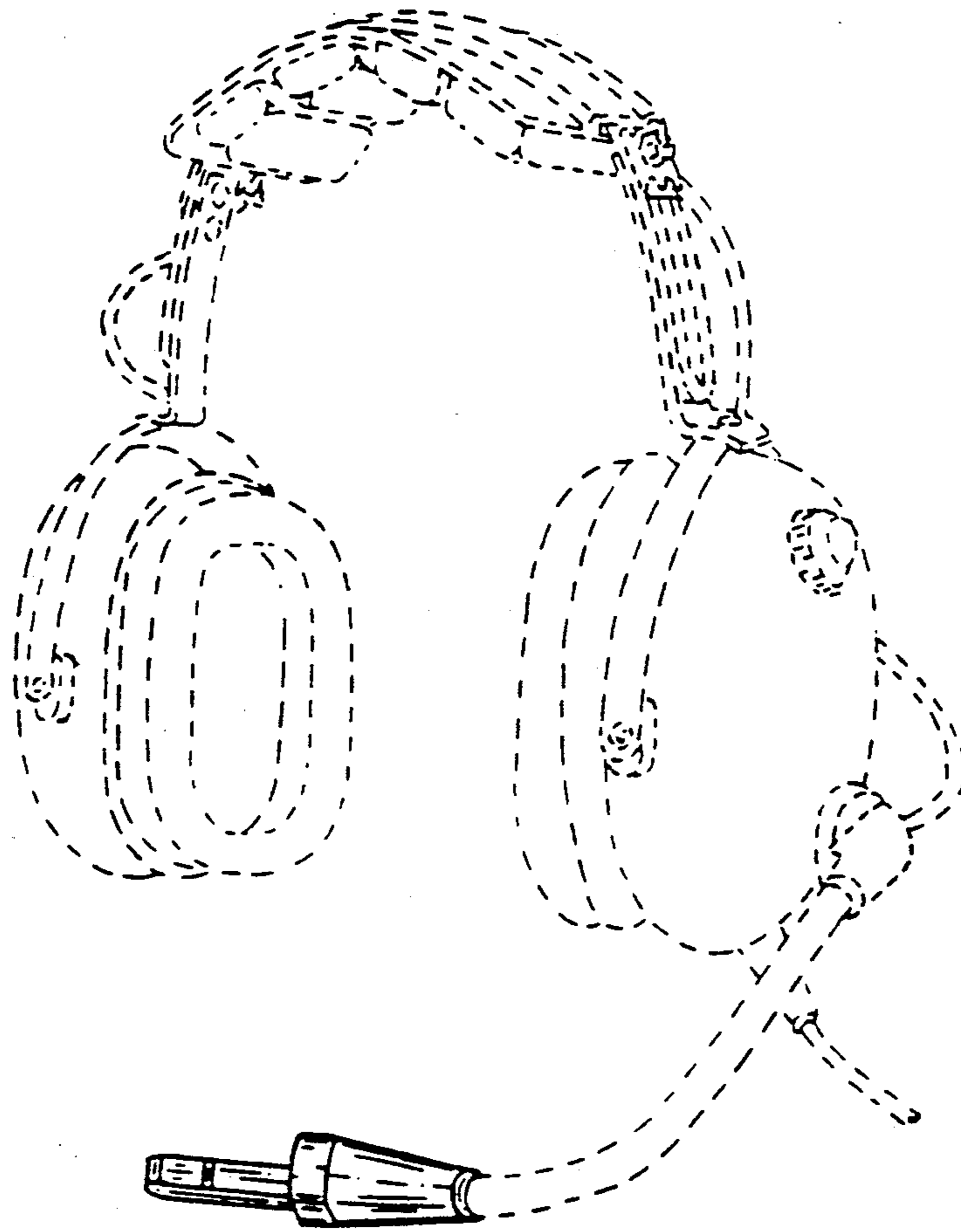


FIG. 1

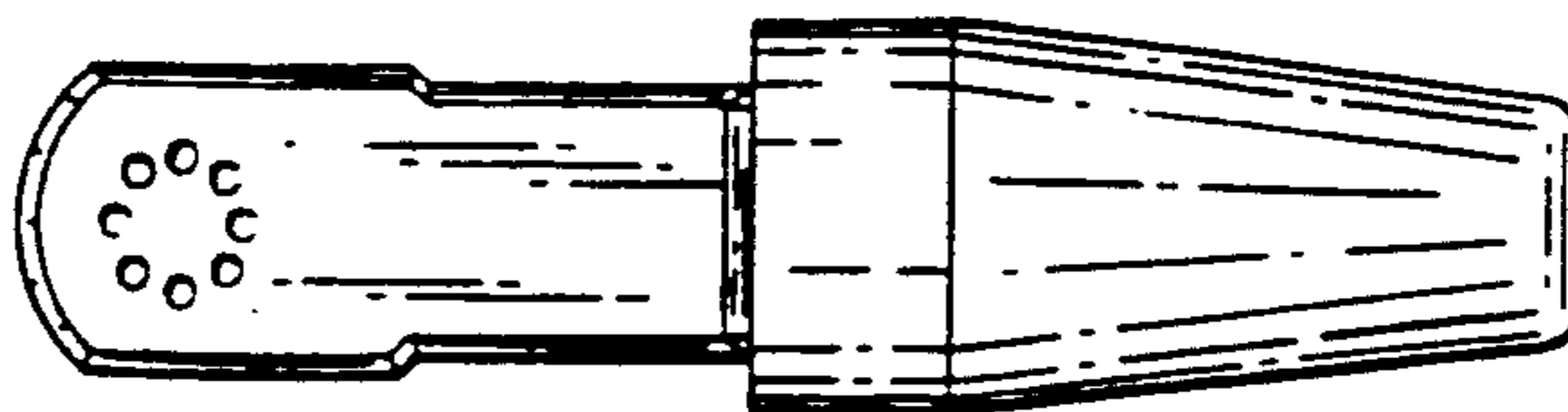


FIG. 2




FIG. 3




FIG. 4

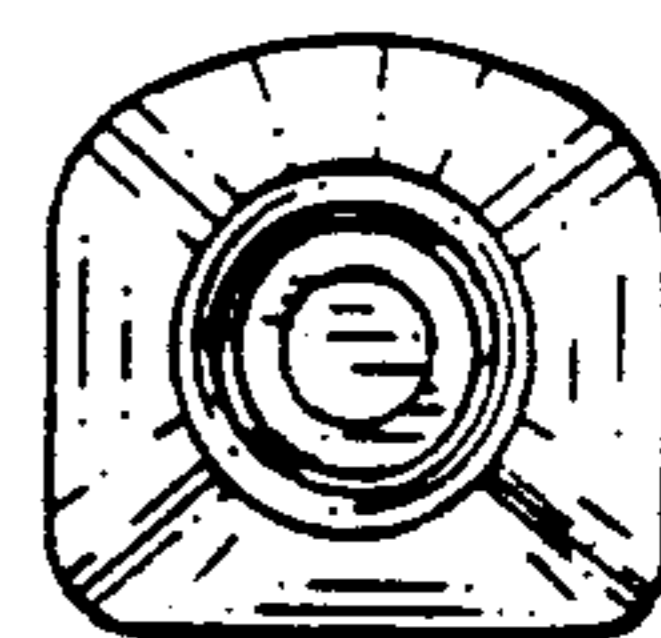


FIG. 5




FIG. 6