

[54] **GEM SETTING**

[75] **Inventor: Zuri Mesica, Sherman Oaks, Calif.**

[73] **Assignee: Prestige Collection, Inc., Los Angeles, Calif.**

[\*\*] **Term: 14 Years**

[21] **Appl. No.: 352,456**

[22] **Filed: May 16, 1989**

[52] **U.S. Cl. .... D11/36; D11/92**

[58] **Field of Search .... D11/1, 26-29, D11/35-39, 86-92; 63/1.1, 2, 15, 26, 28, 15.1-15.8**

[56] **References Cited**

**U.S. PATENT DOCUMENTS**

D. 12,037	11/1880	Vennin et al. ....	D11/92
D. 14,225	8/1883	Mackinney ....	D11/92
D. 20,477	1/1891	Mann ....	D11/92
D. 22,797	9/1893	Powers et al. .	
D. 53,535	7/1919	Schless ....	D11/34
53,600	7/1919	Mountford ....	D11/36
D. 54,547	3/1920	Gilsey ....	D11/34
D. 54,548	3/1920	Gilsey ....	D11/34
D. 55,952	8/1920	Mayer ....	D11/36
D. 107,649	12/1937	Kiepe ....	D11/92
D. 143,988	2/1946	Pennino ....	D11/36
D. 171,455	2/1954	Manne ....	D11/92
D. 190,514	6/1961	Doering ....	D11/92
D. 217,492	5/1970	Gotze ....	D11/92
325,485	9/1885	Blanchard ....	63/27
424,749	4/1890	Zirnkilton et al. ....	63/28
630,197	8/1899	Dover .	
802,326	10/1905	Sadler .	
1,319,251	10/1919	Schless .	

1,440,229	12/1922	Mestekin .....	63/28
1,476,462	12/1923	Pejchar .....	63/26
1,818,324	8/1931	Hamin .....	63/28
1,864,371	6/1932	Prussian .....	63/26
2,058,978	10/1936	Hamin .....	63/28
2,069,598	2/1937	Arpels .....	63/26
2,207,869	7/1940	Monnier .....	63/28
2,749,597	6/1956	Fus .....	29/10

**FOREIGN PATENT DOCUMENTS**

1022974	3/1953	France .....	63/26
204926	10/1923	United Kingdom .....	63/28
821157	9/1959	United Kingdom .	

**OTHER PUBLICATIONS**

Baker & Co., Inc. 1932 catalog pp. 33 and 13, Items in center of page.

*Primary Examiner*—Louis S. Zarfes

*Assistant Examiner*—R. T. Seifert

*Attorney, Agent, or Firm*—Spensley Horn Jubas & Lubitz

[57] **CLAIM**

The ornamental design for a gem setting, as shown and described.

**DESCRIPTION**

FIG. 1 is a perspective view of a gem setting showing my new design;

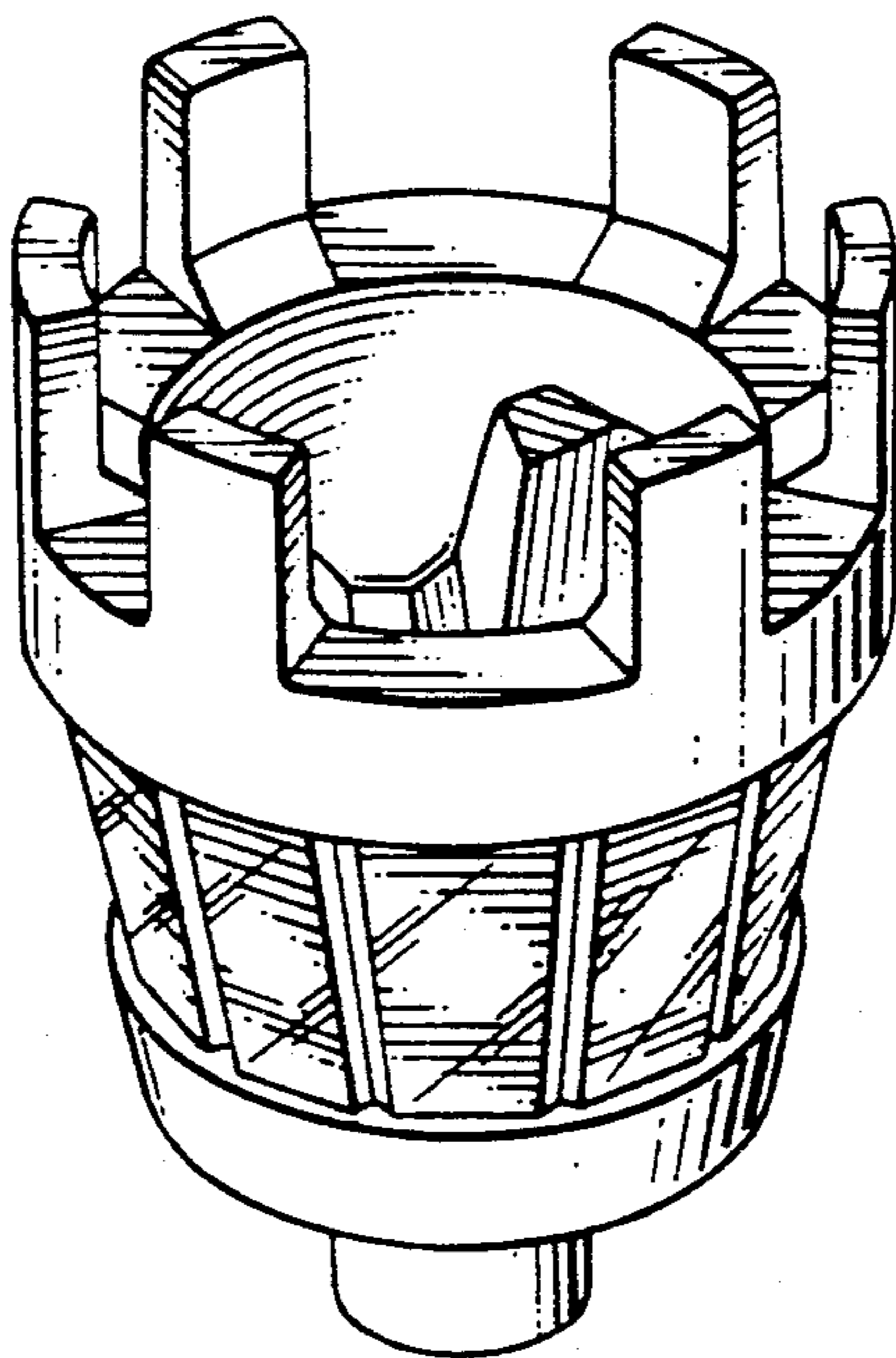
FIG. 2 is a side elevational view;

FIG. 3 is an end elevational view;

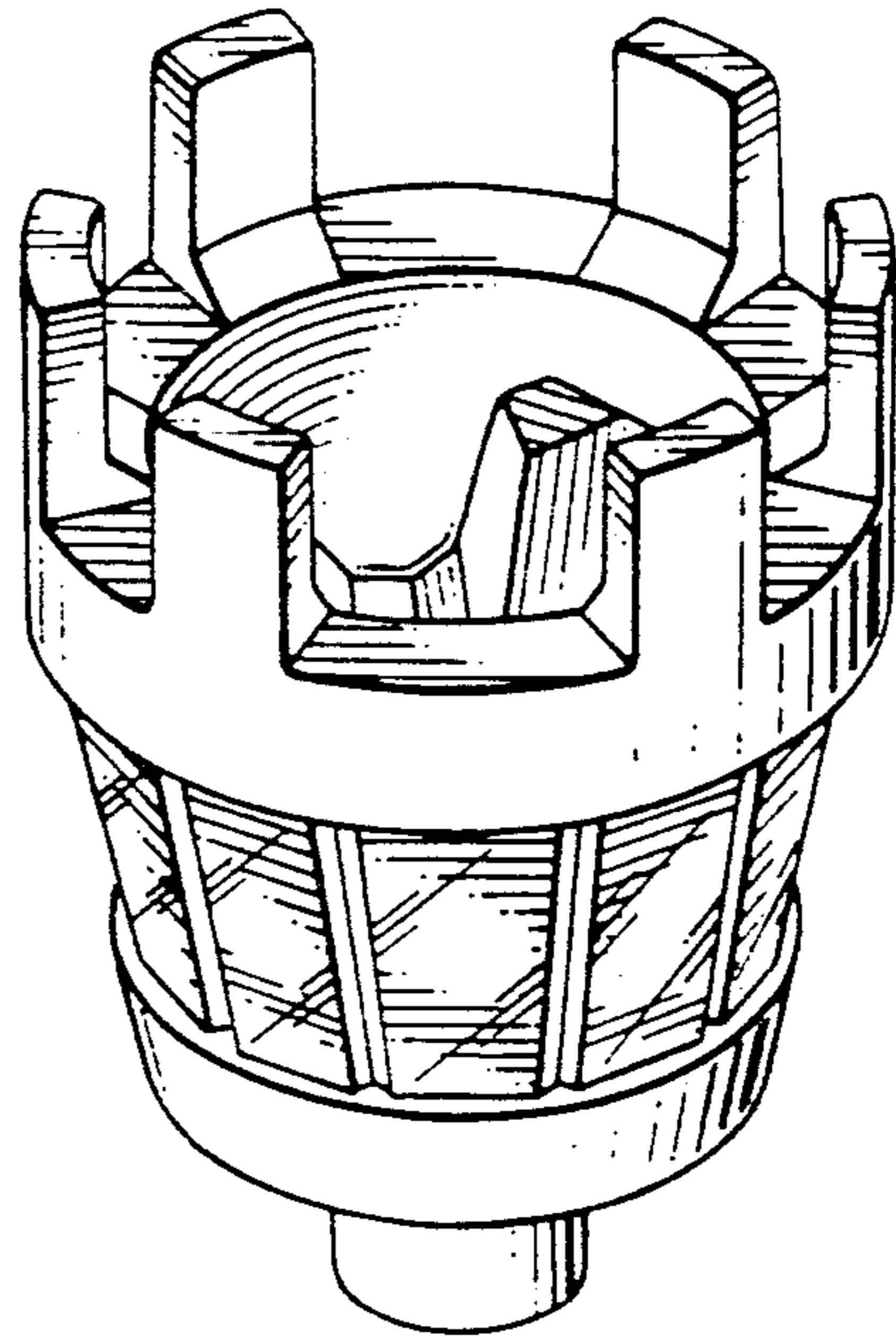
FIG. 4 is a top plan view;

FIG. 5 is a bottom plan view;

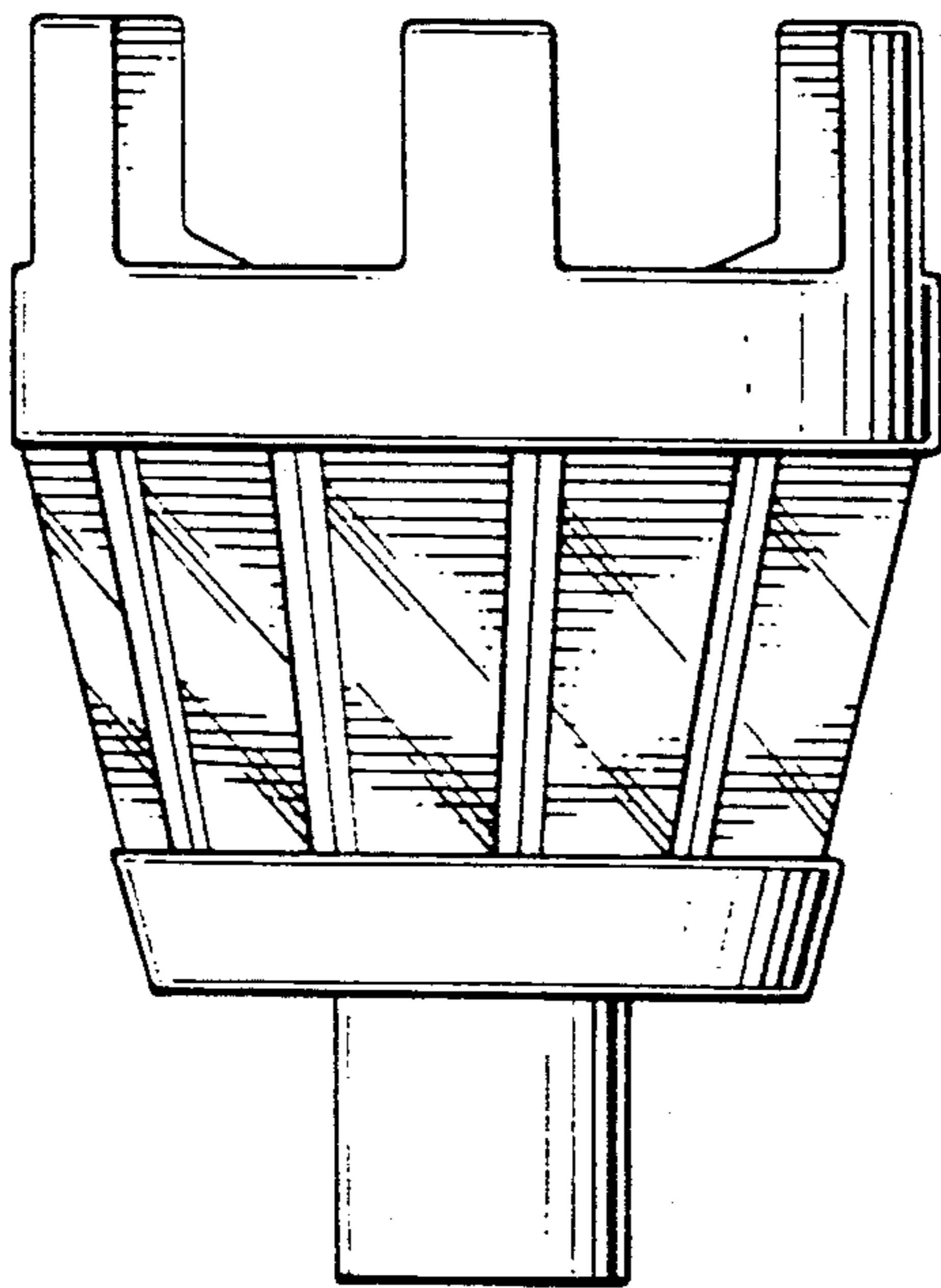
FIG. 6 is a side elevational view, the broken line showing of a gem and finger ring is for illustrative purposes only and forms no part of the claimed design.



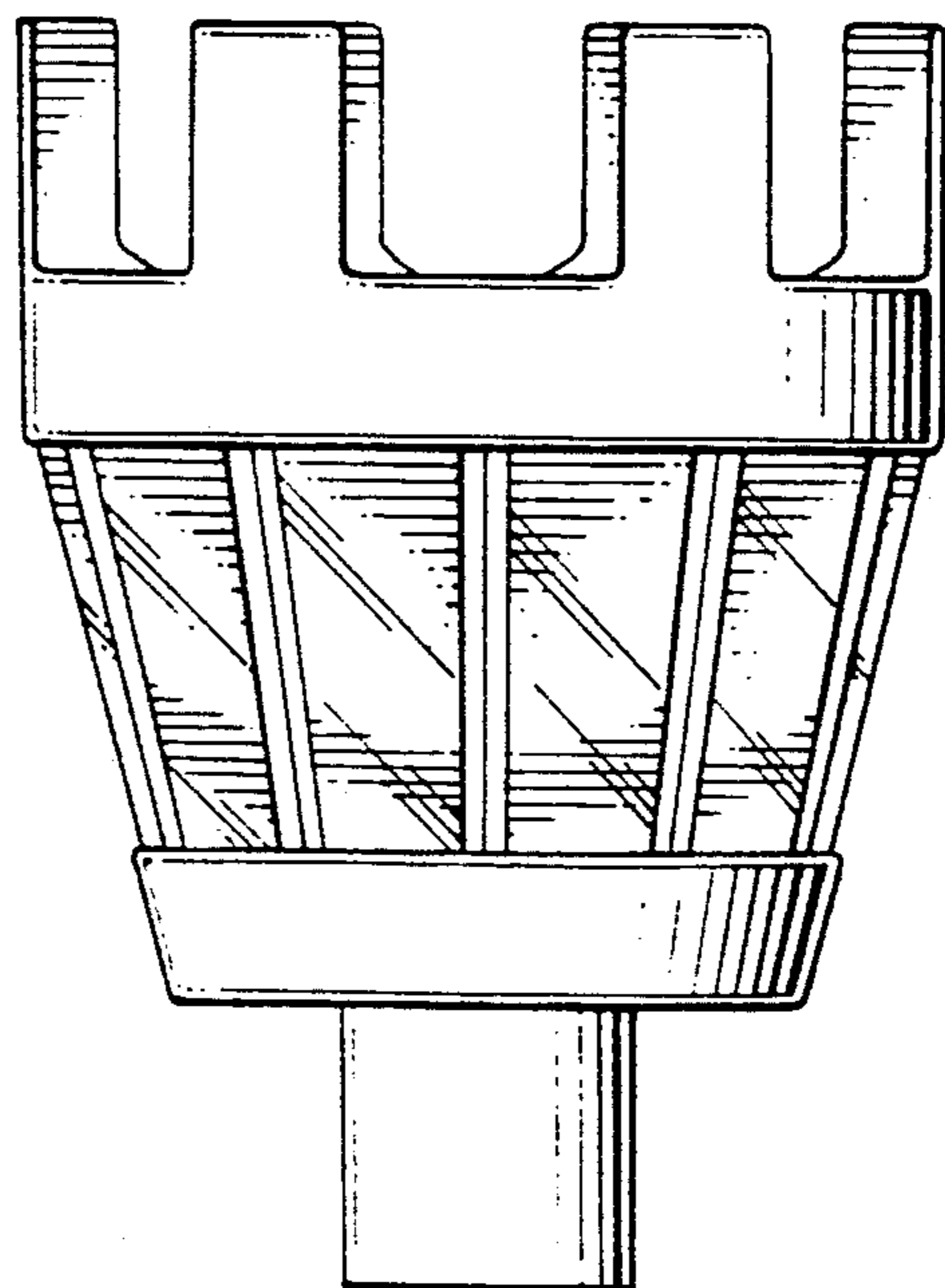
*FIG. 1*



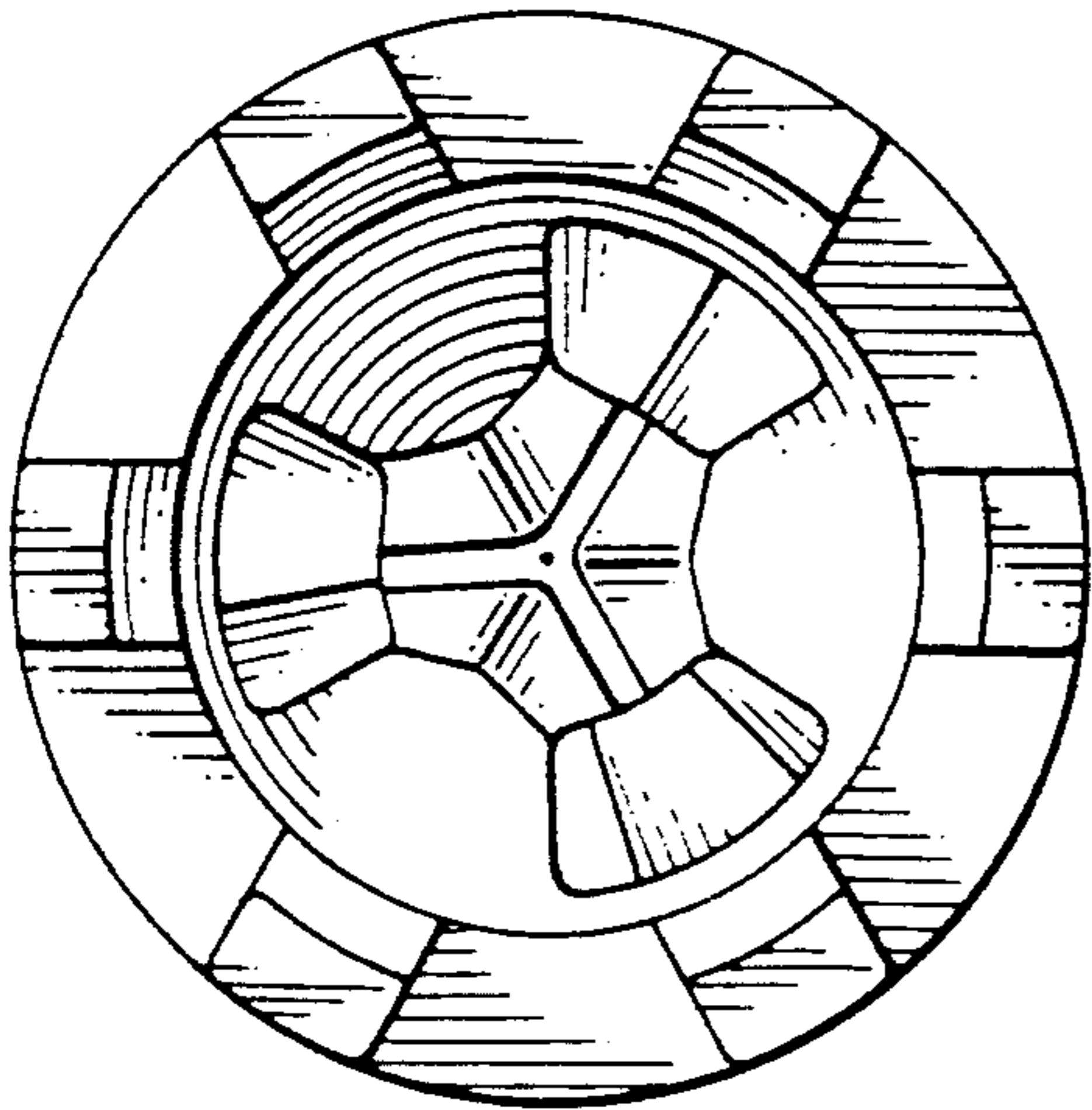
*FIG. 2*



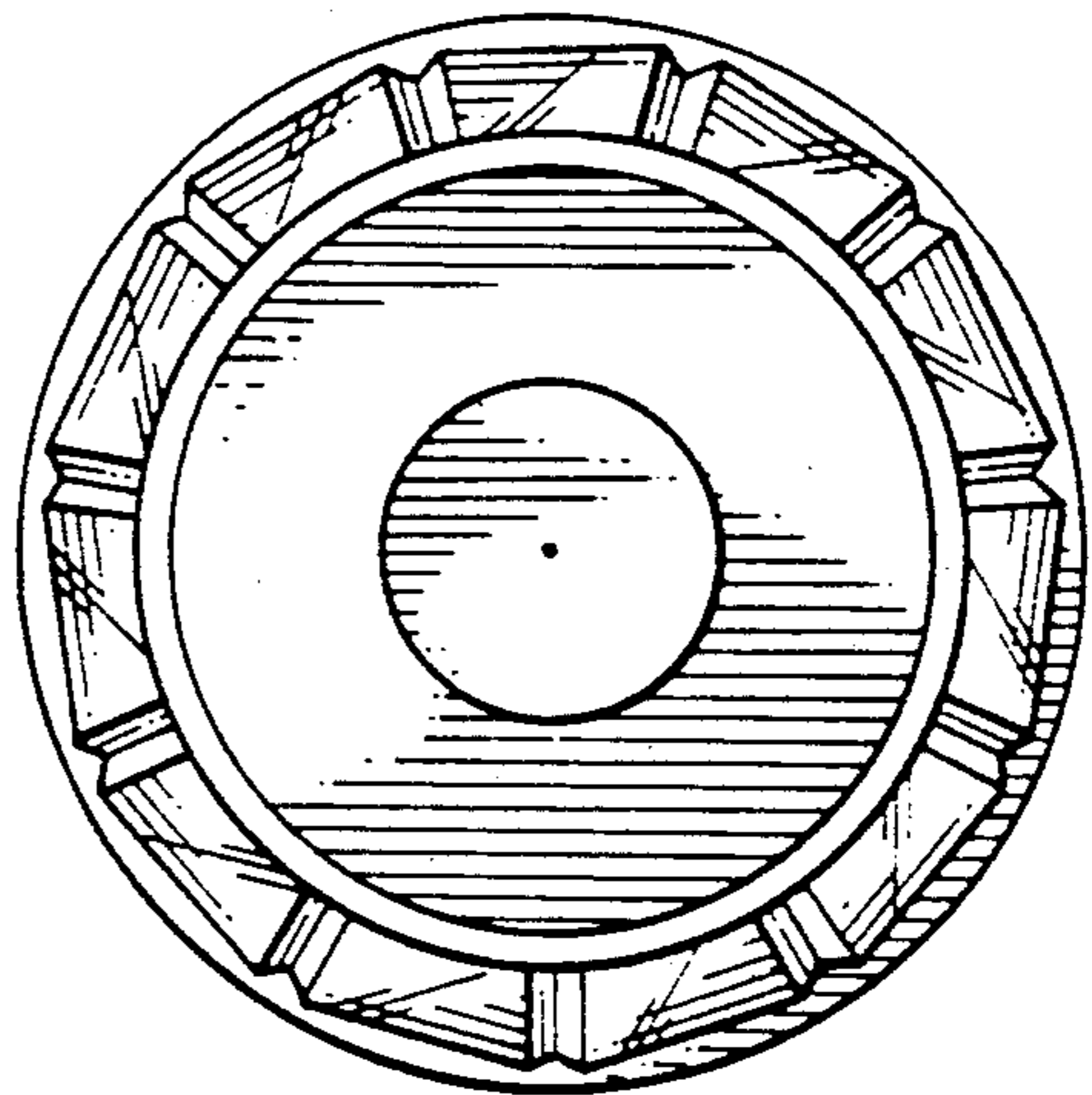
*FIG. 3*



*Fig. 4*



*Fig. 5*



*Fig. 6*

