

[54] **TIMPIECE FACE**

[75] **Inventor: Douglas E. Ritchie, Stow, Mass.**

[73] **Assignee: By Design Corp., Cambridge, Mass.**

[**] **Term: 14 Years**

[21] **Appl. No.: 318,941**

[22] **Filed: Mar. 6, 1989**

[52] **U.S. Cl. D10/126**

[58] **Field of Search D10/30, 122, 123, 126;
368/79, 82, 228, 229, 232, 239, 242**

[56] **References Cited**

U.S. PATENT DOCUMENTS

D. 217,003	3/1970	Windebank et al.	D10/30 X
D. 244,262	5/1977	Nakamura	D10/126
2,547,468	4/1951	Hussey	368/79
3,844,105	10/1974	Kashio	368/82
4,255,806	3/1981	Fahrenschon et al.	368/82 X
4,385,842	5/1983	Wiesner	368/242

FOREIGN PATENT DOCUMENTS

0021778	2/1979	Japan	368/239
0124085	9/1980	Japan	368/77
0206888	12/1982	Japan	369/240

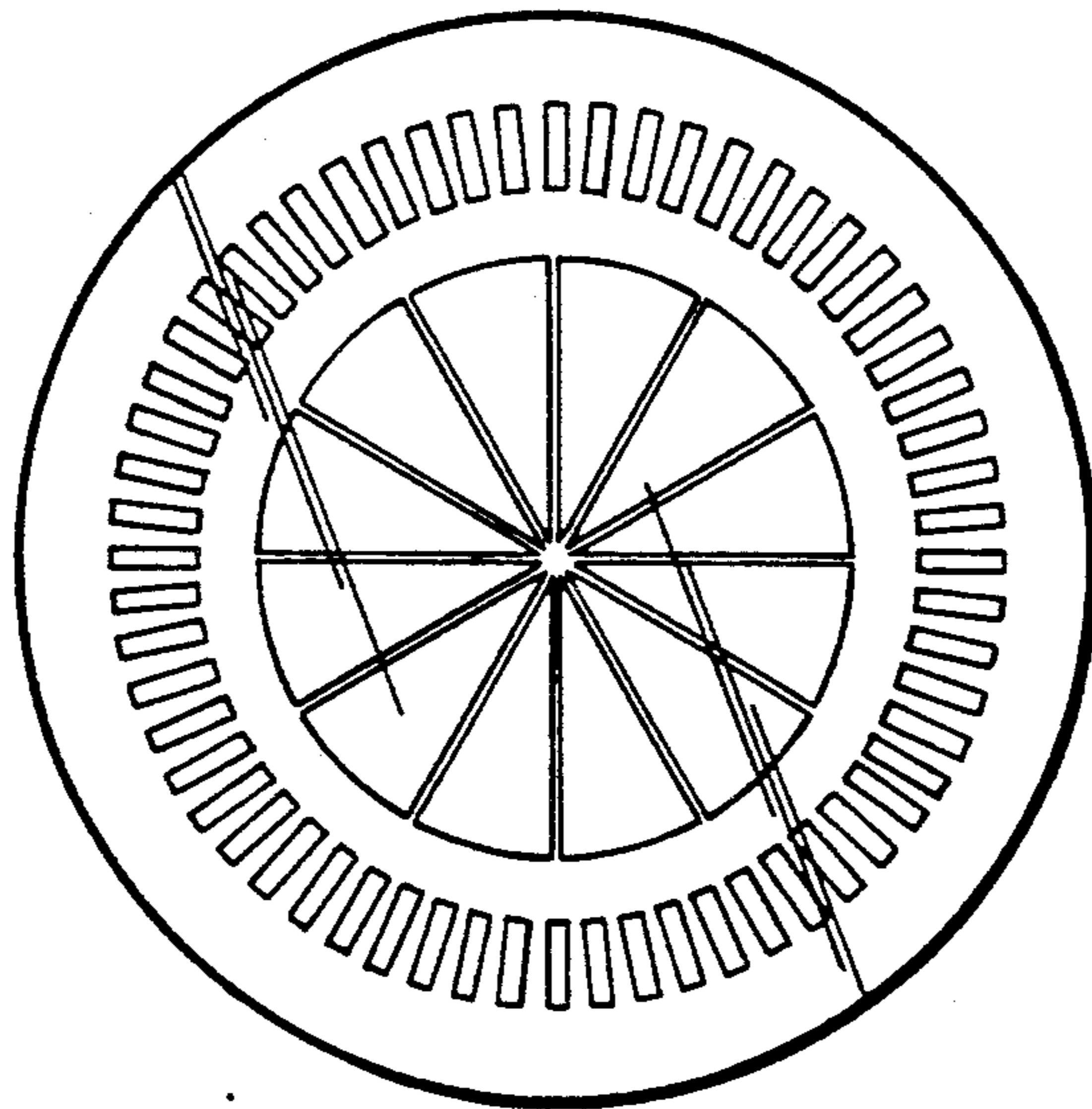
Primary Examiner—Nelson C. Holtje
Assistant Examiner—Caron D. Veynar
Attorney, Agent, or Firm—Wolf, Greenfield & Sacks

[57] **CLAIM**

The ornamental design for a timepiece face, as shown and described.

DESCRIPTION

FIG. 1 is a top plan view of a timepiece face showing my new design in a non-energized condition;
FIG. 2 is a right side elevational view, the left side elevational view being a mirror image;
FIG. 3 is a top plan view in an energized condition illustrating one time pattern;
FIG. 4 is a top plan view in an energized condition illustrating another time pattern; and
FIG. 5 is a top plan view in an energized condition illustrating still another time pattern.






Fig. 1



Fig. 2

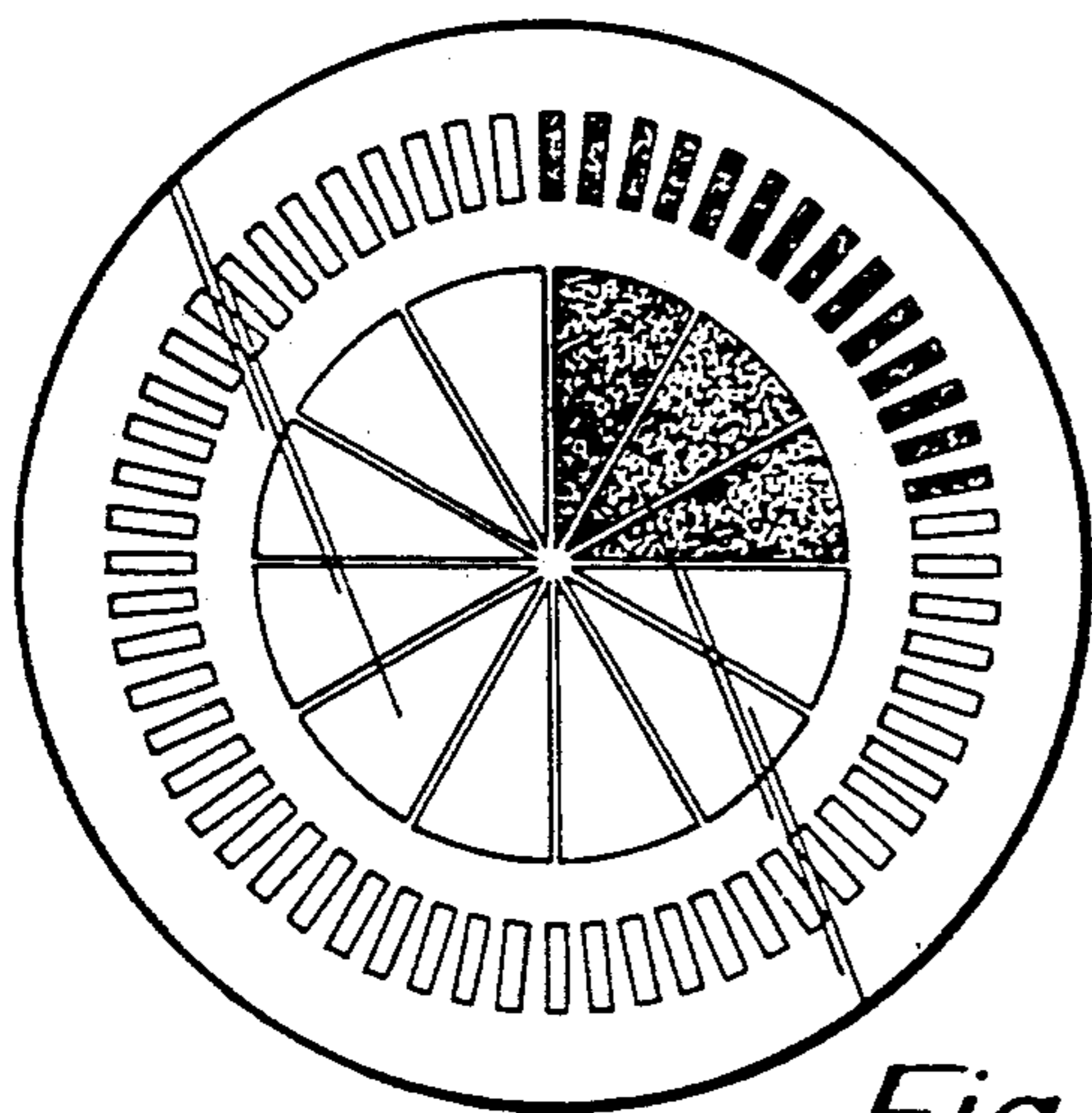


Fig. 3




Fig. 4

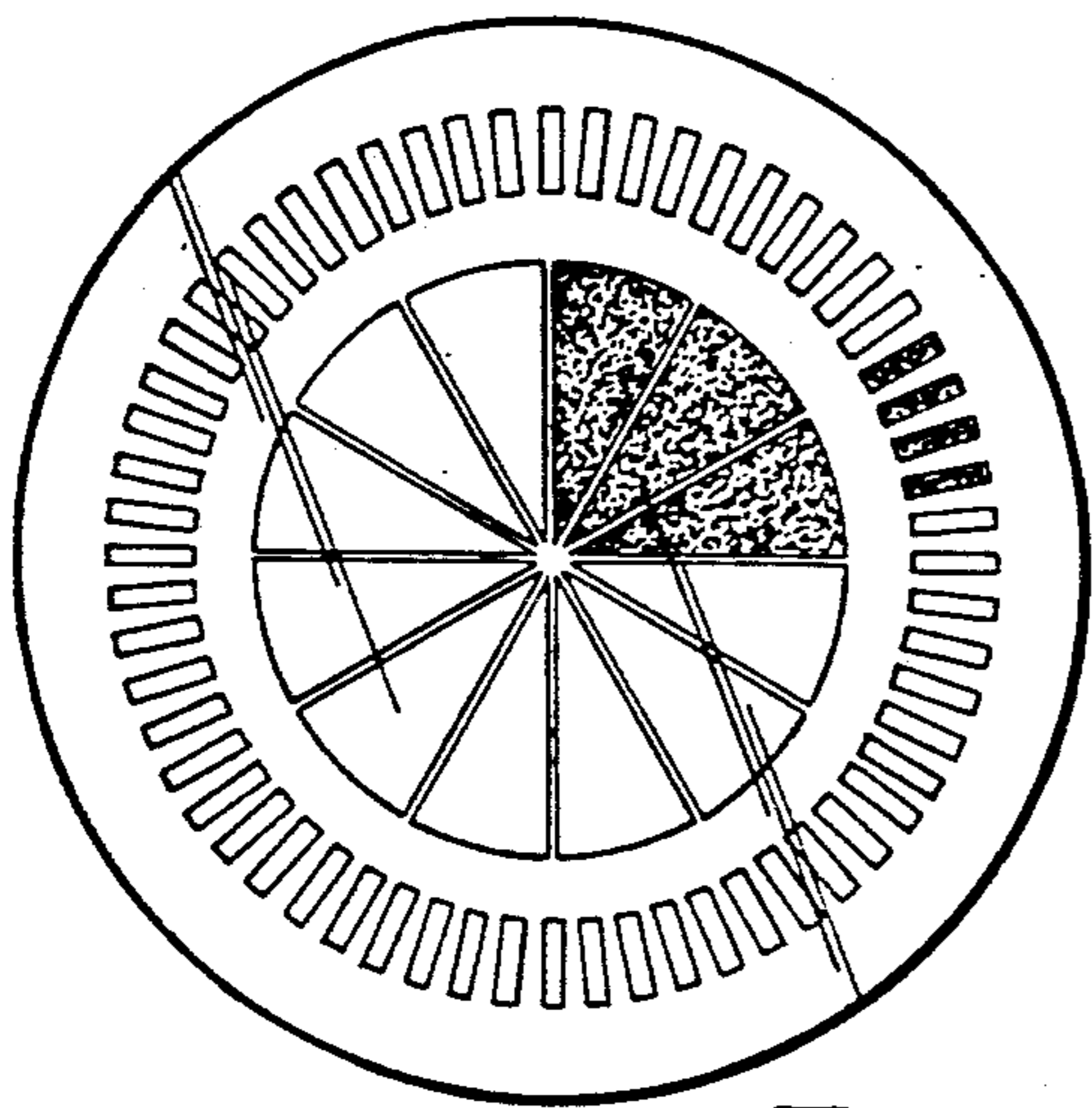


Fig. 5