

[54] **COMBINED CLOCK AND CALCULATOR**

[75] **Inventor: Juhei Ozawa, Tokyo, Japan**

[73] **Assignee: Seiko Instruments Inc., Japan**

[**] **Term: 14 Years**

[21] **Appl. No.: 339,366**

[22] **Filed: Apr. 17, 1989**

[30] **Foreign Application Priority Data**

Oct. 17, 1988 [JP] Japan 63-40722D

[52] **U.S. Cl. D10/2; D10/10; D18/2**

[58] **Field of Search D10/1-40, D10/122-132; D18/2, 6-7, 11; 368/10, 21-22, 23**

[56] **References Cited**

U.S. PATENT DOCUMENTS

- D. 229,437 11/1973 Miyamoto D10/10 X
- D. 294,573 3/1988 Ohzu D18/2 X
- D. 308,638 6/1990 Hongo D10/10
- D. 312,788 12/1990 Hirota D10/10
- 4,681,460 7/1987 Nishimura 368/22 X

FOREIGN PATENT DOCUMENTS

0096283 8/1981 Japan 368/23

OTHER PUBLICATIONS

Jeweler's Circular-Keystone, 8/72-p. 212-Clock at bottom right.

Primary Examiner—Nelson C. Holtje
Attorney, Agent, or Firm—Bruce L. Adams; Van C. Wilks

[57] **CLAIM**

The ornamental design for a combined clock and calculator, as shown and described.

DESCRIPTION

FIG. 1 is a front elevational view of a combined clock and calculator showing my new design; FIG. 2 is a rear elevational view thereof; FIG. 3 is a top plan view thereof; FIG. 4 is a bottom plan view thereof; and FIG. 5 is a right side elevational view thereof, side view being a mirror image; FIG. 6 is a top and right front perspective view thereof.




FIG. 1

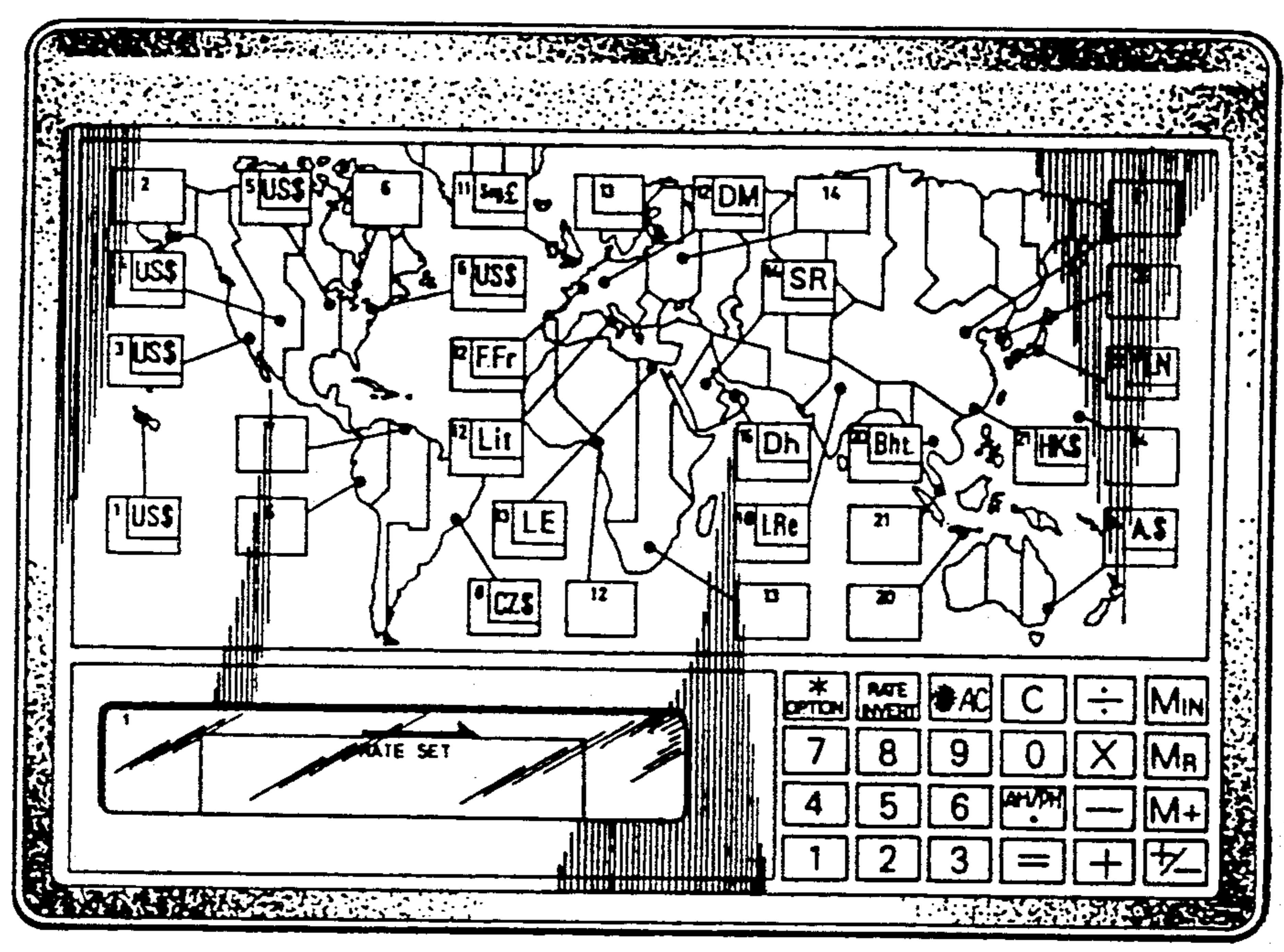


FIG. 2

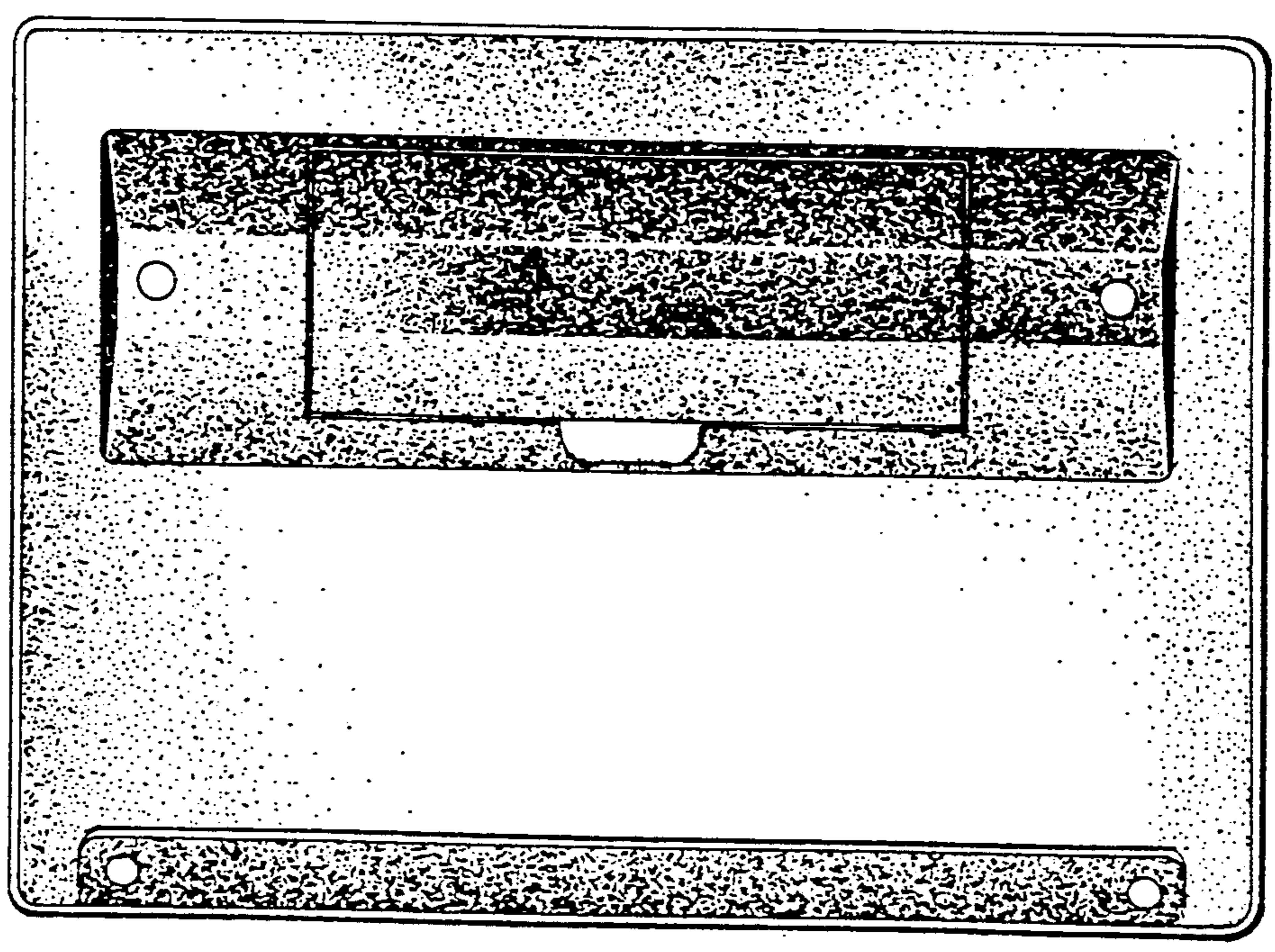


FIG. 3




FIG. 4

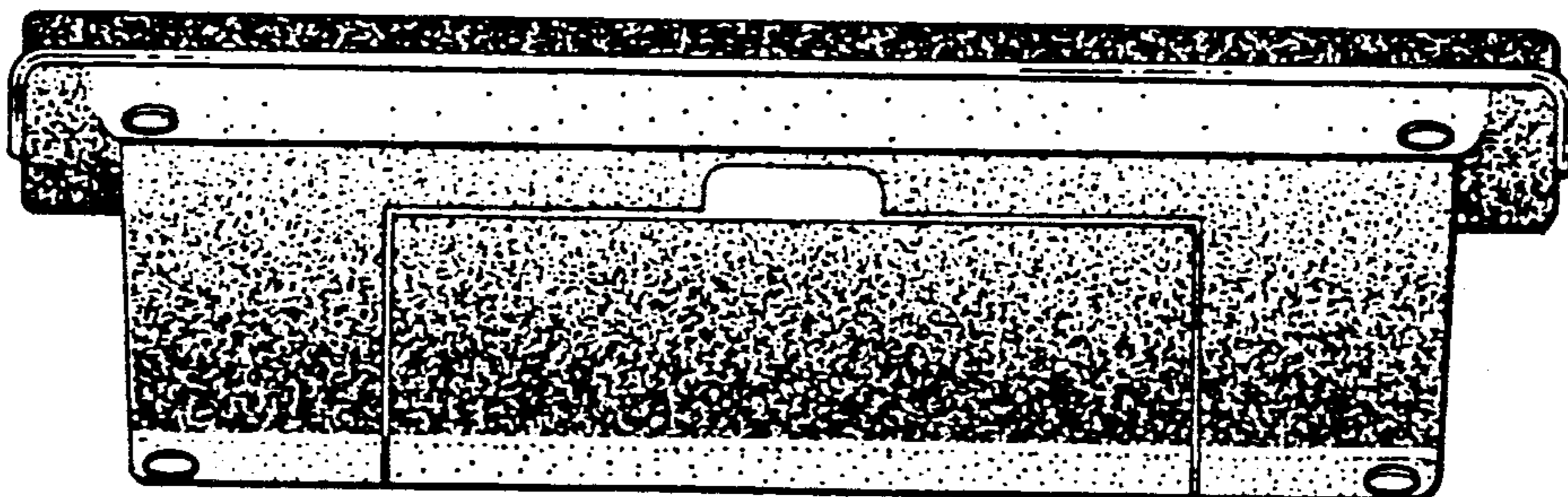


FIG. 5

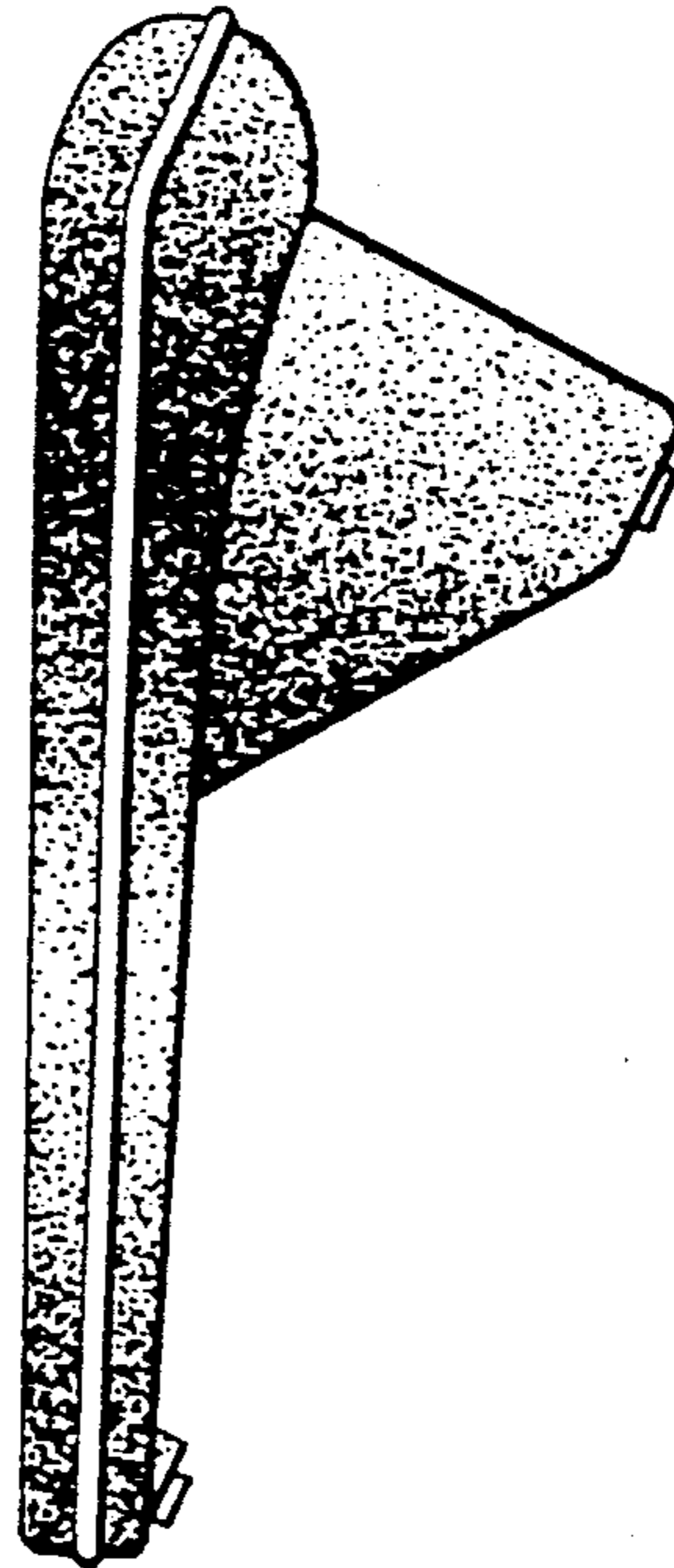


FIG. 6

