

[54] SHOE SOLE

[75] Inventor: Takashi Arai, Kobe, Japan

[73] Assignee: ASICS Corporation, Hyogo, Japan

[\*\*] Term: 14 Years

[21] Appl. No.: 432,212

[22] Filed: Nov. 6, 1989

[30] Foreign Application Priority Data

May 12, 1989 [JP] Japan ..... 1-17505

[52] U.S. Cl. .... D2/320; D2/317

[58] Field of Search ..... D2/264, 265, 274, 308-314, D2/317-322; 36/25 R, 30 R, 32 R, 59 R, 59 C, 132, 112-116, 126-128, 136, 67 R-67 D

[56] References Cited

U.S. PATENT DOCUMENTS

D. 163,744	6/1951	Capen	.....	D2/320
D. 272,772	2/1984	Kohnno	.....	D2/320
D. 291,743	9/1987	Inohara et al.	.....	D2/320
D. 295,231	4/1988	Heyes	.....	D2/320
1,827,515	10/1931	Goldenberg	.....	D2/317 X

4,590,693 5/1986 Kanashima et al. .... 36/67 D

FOREIGN PATENT DOCUMENTS

707276 3/1987 Japan .  
707316 3/1987 Japan .

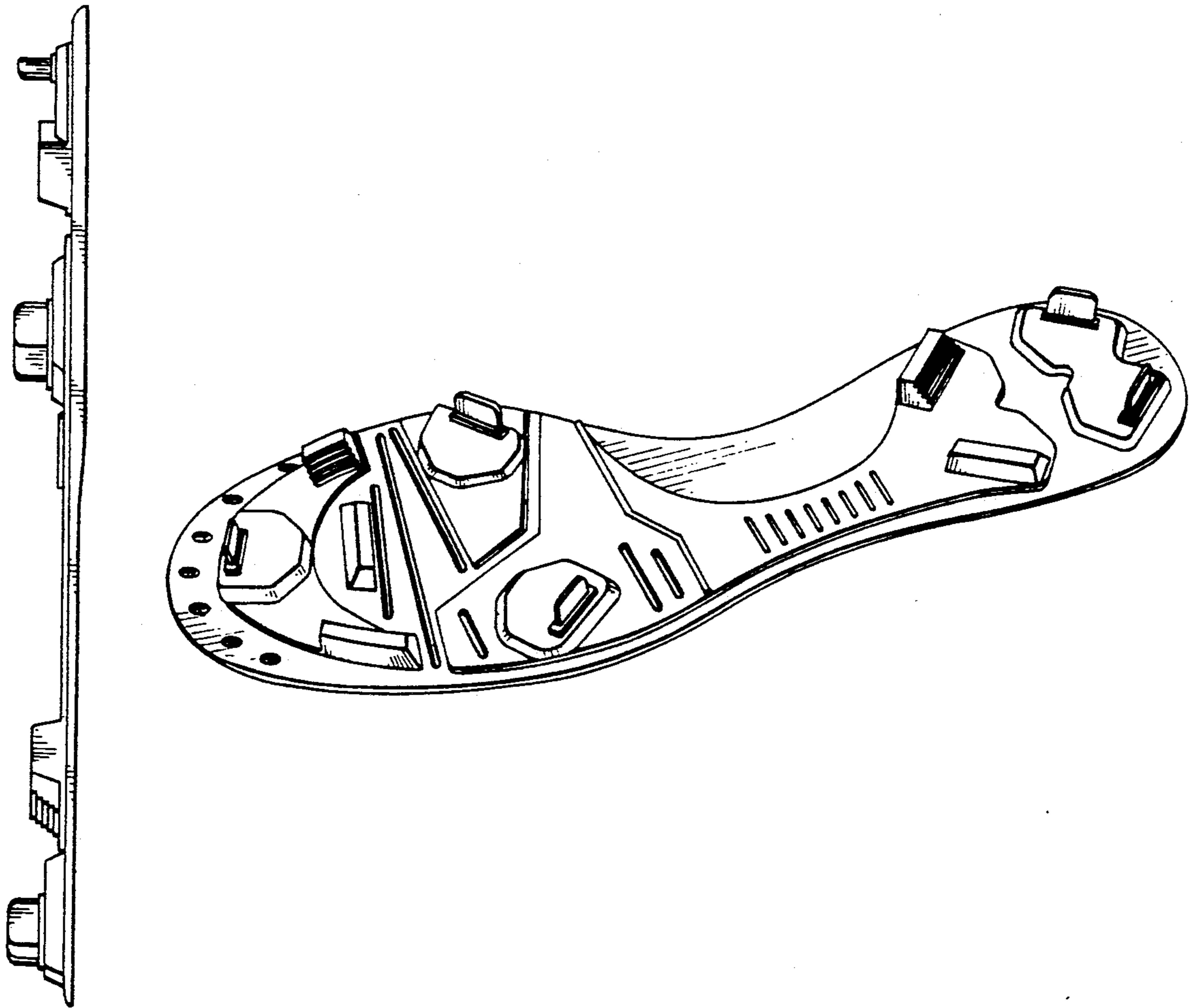
Primary Examiner—Louis S. Zarfes  
Attorney, Agent, or Firm—Nixon & Vanderhye

[57] CLAIM

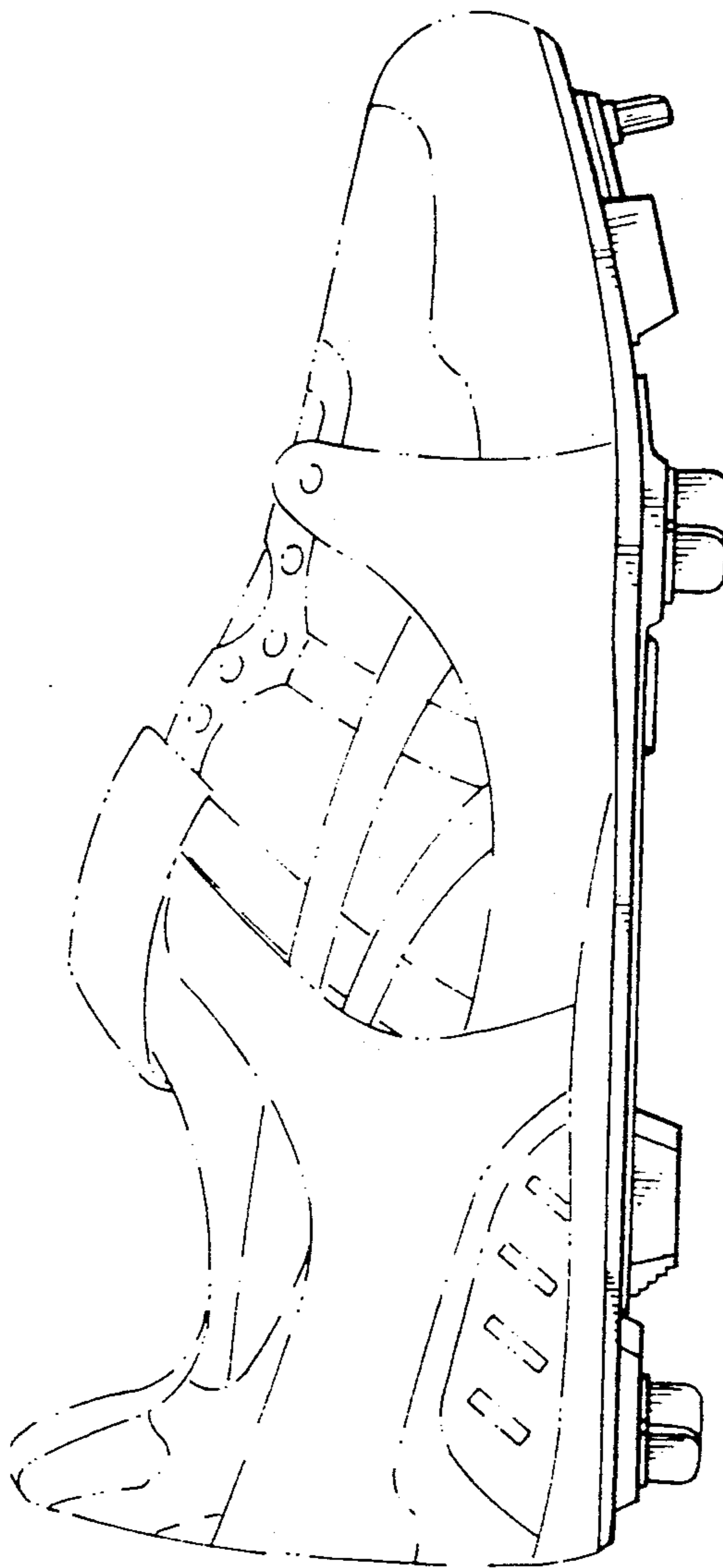
The ornamental design for a shoe sole, as shown and described.

DESCRIPTION

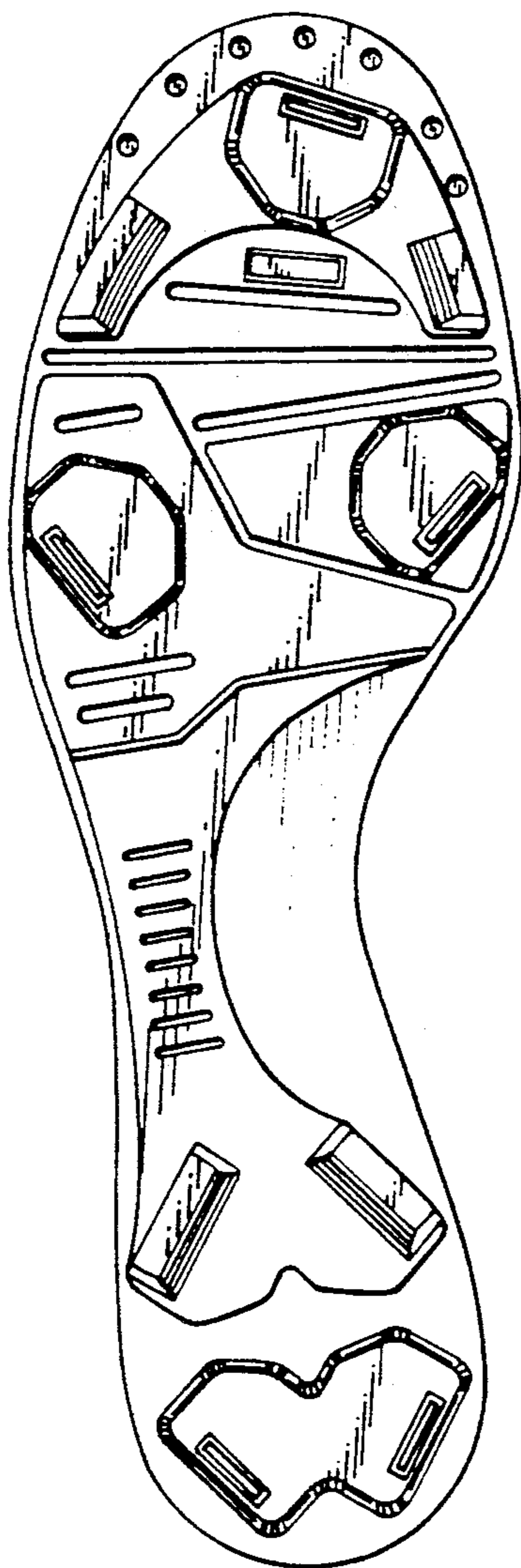
FIG. 1 is a perspective view of a shoe sole showing my new design in a position of use. The broken line showing of the shoe in FIG. 1 is for illustrative purposes only and forms no part of the claimed design; FIG. 2 is a front elevational view thereof; FIG. 3 is a left side elevational view thereof; FIG. 4 is a right side elevational view thereof; FIG. 5 is a rear elevational view thereof; FIG. 6 is a top plan view thereof; FIG. 7 is a bottom plan view thereof; and FIG. 8 is a perspective view thereof.



*Fig. 1*



*Fig. 2*



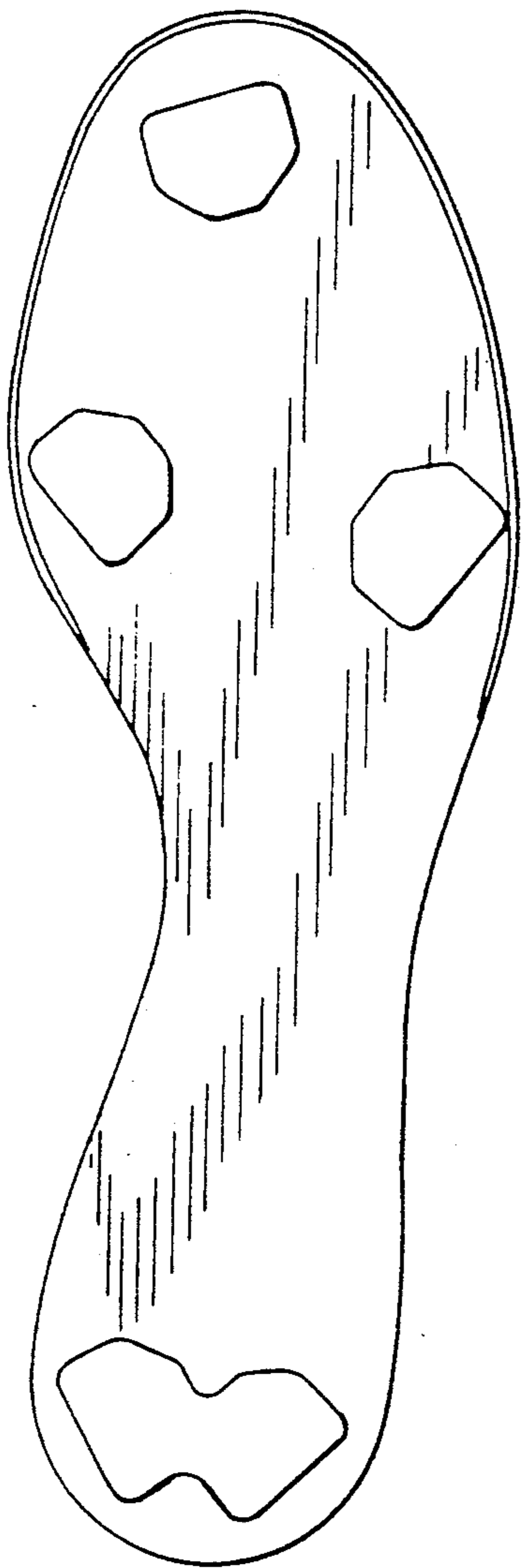
*Fig. 3*



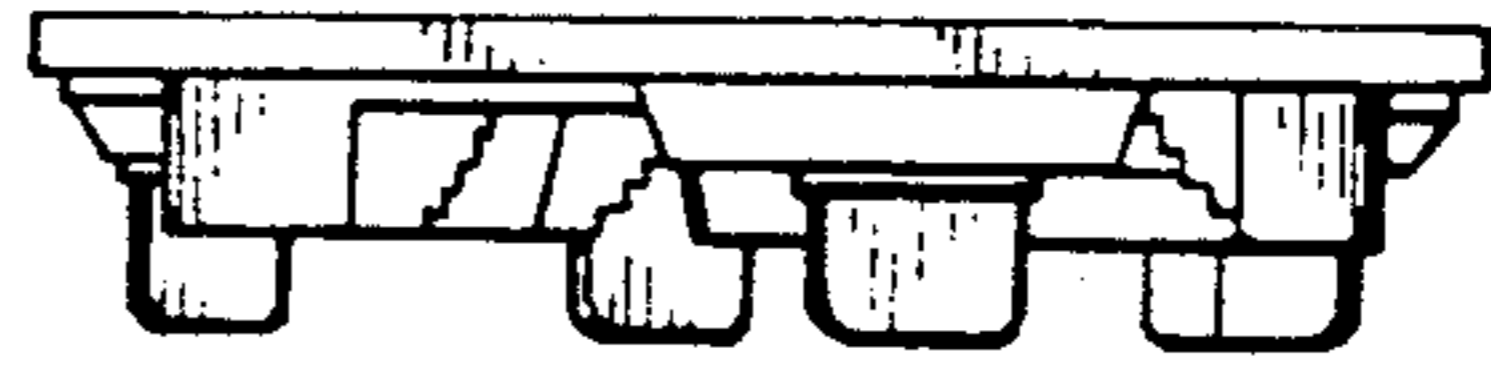
*Fig. 4*



*Fig. 5*



*Fig. 6*



*Fig. 7*



Fig. 8

