

[54] **WATER JET MOUTH CLEANING
APPLIANCE**

[75] **Inventor: Masaki Ohbayashi, Nagoya, Japan**

[73] **Assignee: Ricoh Elemex Corporation, Aichi,
Japan**

[**] **Term: 14 Years**

[21] **Appl. No.: 450,375**

[22] **Filed: Dec. 14, 1989**

[30] **Foreign Application Priority Data**

Jun. 26, 1989 [JP] Japan 1-23623
[52] **U.S. Cl. D24/113**
[58] **Field of Search D24/111-114,
D24/176-177; 433/80-83, 87-90, 49-50,
52-53, 77, 79; 128/62 R, 66; 604/152**

[56] **References Cited**

U.S. PATENT DOCUMENTS

D. 221,222 7/1971 Flatray D24/111
D. 269,204 5/1983 Trepp D24/113
4,236,889 12/1980 Wright 433/88 X
4,958,751 9/1990 Curtis et al. 433/80 X
4,979,504 12/1990 Mills 433/81 X

Primary Examiner—Susan J. Lucas
Assistant Examiner—M. H. Tung
Attorney, Agent, or Firm—Koda and Androlia

[57] **CLAIM**

The ornamental design for a water jet mouth cleaning appliance, as shown and described.

DESCRIPTION

FIG. 1 is a perspective view of a water jet mouth cleaning appliance showing my new design;
FIG. 2 is a front elevational view thereof;
FIG. 3 is a rear elevational view thereof;
FIG. 4 is a right-side elevational view thereof;
FIG. 5 is a left-side elevational view thereof;
FIG. 6 is a top plan view thereof; and
FIG. 7 is a bottom plan view thereof.




FIG. 1

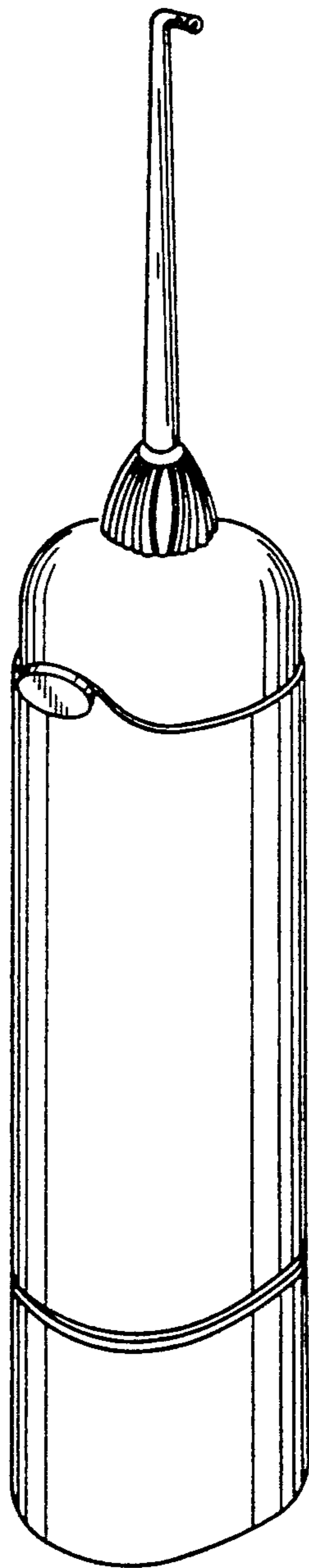


FIG.2

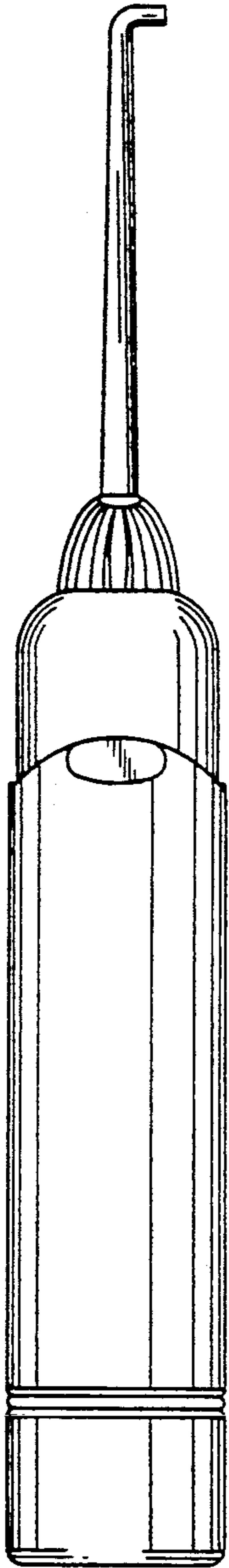


FIG.3

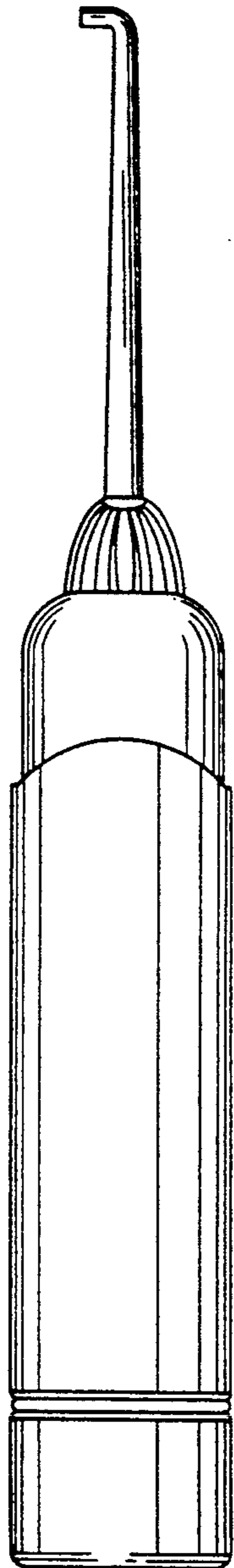


FIG.4

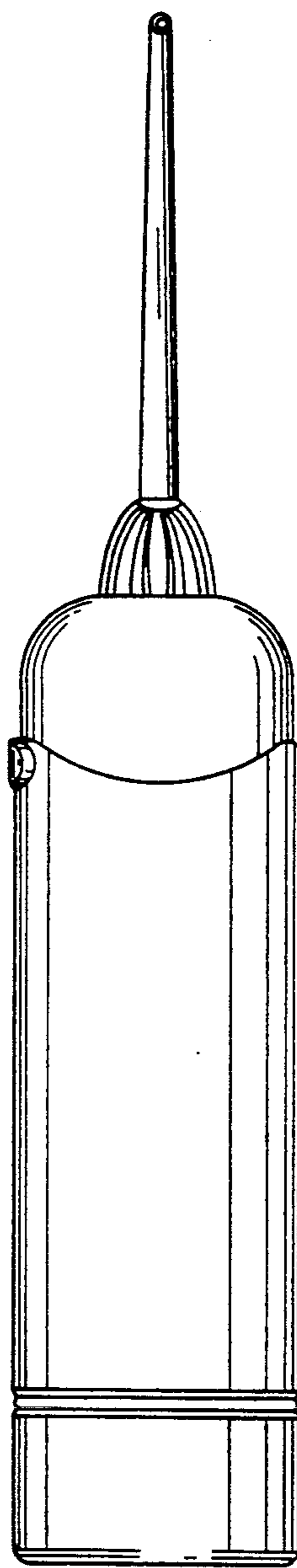


FIG.5

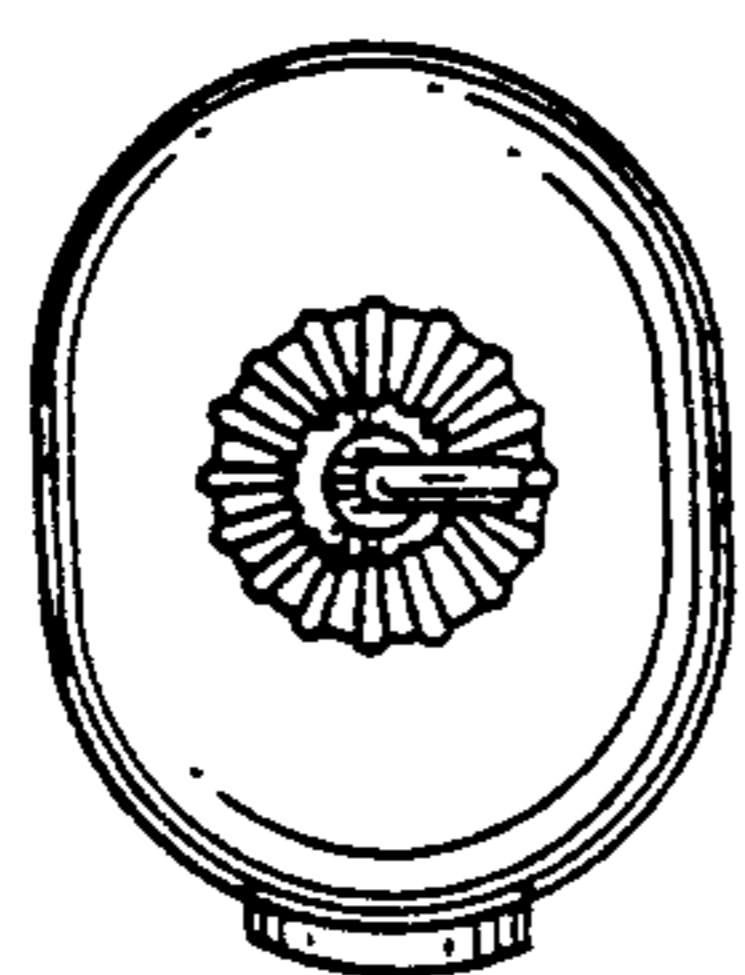
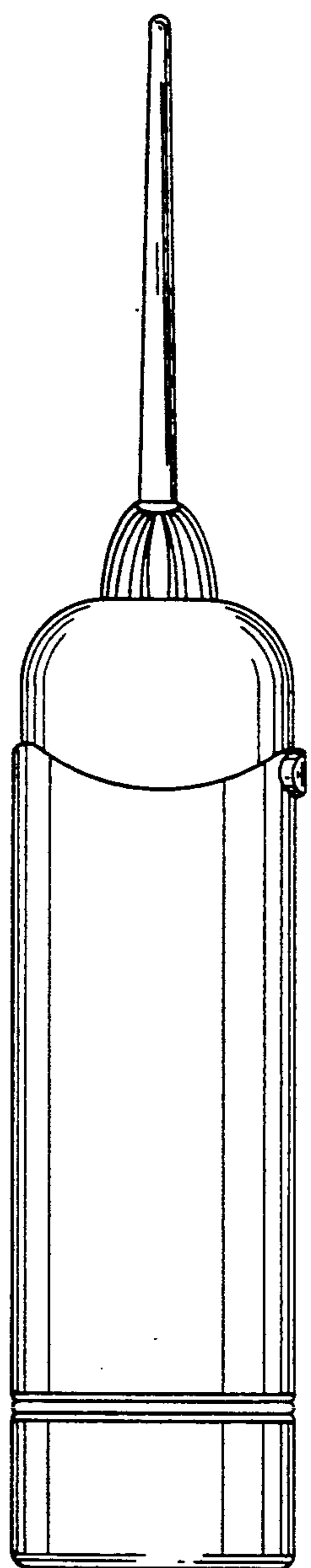


FIG.6

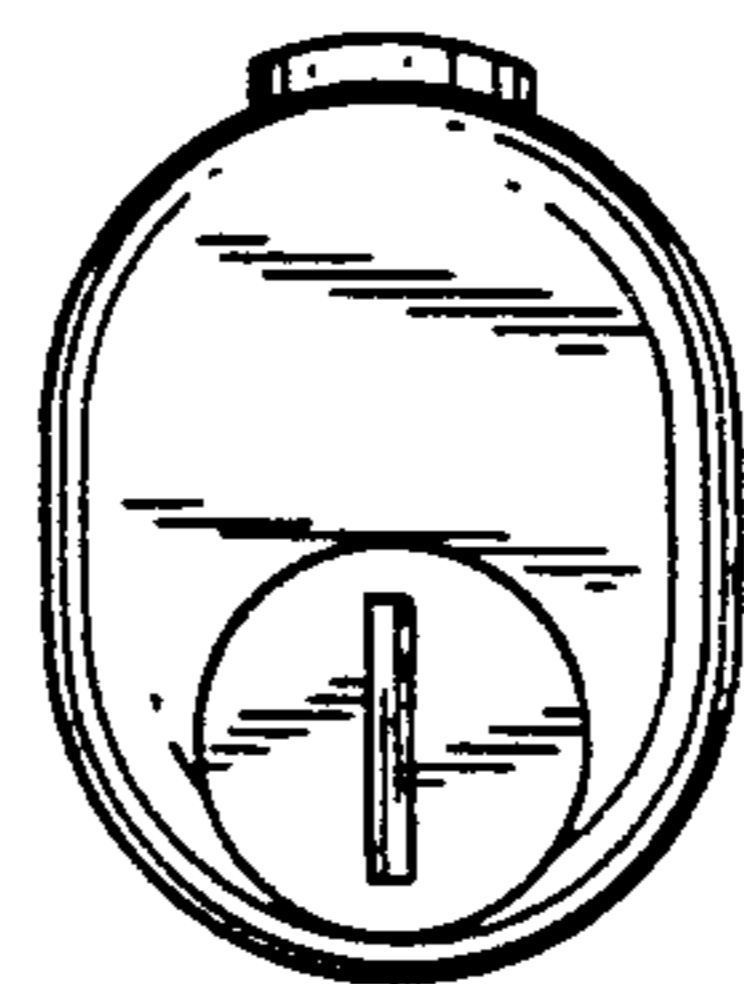


FIG.7