

[54] LIQUID DROPLET DISPENSER FOR THE EYE

[75] Inventor: Nicholas F. Talesfore, Los Gatos, Calif.

[73] Assignee: InSite Vision, Inc., Alameda, Calif.

[**] Term: 14 Years

[21] Appl. No.: 366,029

[22] Filed: Jun. 14, 1989

[52] U.S. Cl. D24/108

[58] Field of Search D24/120, 108; 604/295, 604/296, 298-302; 422/420; 222/420, 206, 207, 566

2,431,192	11/1947	Munson .	
3,178,072	4/1965	Pickels .	
3,300,099	1/1977	Marona .	
3,756,478	9/1973	Podell et al. .	
4,338,936	7/1982	Nelson	604/295
4,398,909	8/1983	Portnoff	604/295
4,471,890	9/1984	Dougherty .	

Primary Examiner—Stella Reid
Attorney, Agent, or Firm—Burns, Doane, Swecker & Mathis

[57] CLAIM

The ornamental design for a liquid droplet dispenser for the eye, as shown and described.

DESCRIPTION

FIG. 1 is a right side elevational view of a liquid droplet dispenser for the eye, showing our new design; FIG. 2 is a left side elevational view thereof; FIG. 3 is a top plan view thereof; FIG. 4 is a bottom plan view thereof; FIG. 5 is a front elevational view thereof; and FIG. 6 is a rear elevational view thereof.

[56] References Cited
U.S. PATENT DOCUMENTS

D. 192,052	1/1962	Akers .	
1,093,481	4/1914	Savage	604/295 X
1,765,114	6/1930	Turner .	
1,855,653	4/1932	Strauss .	


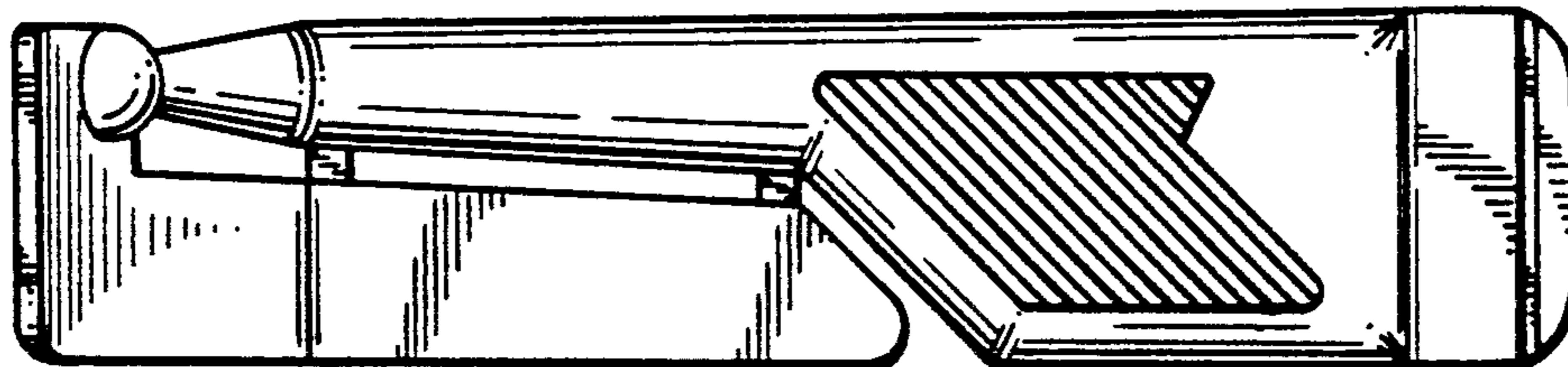
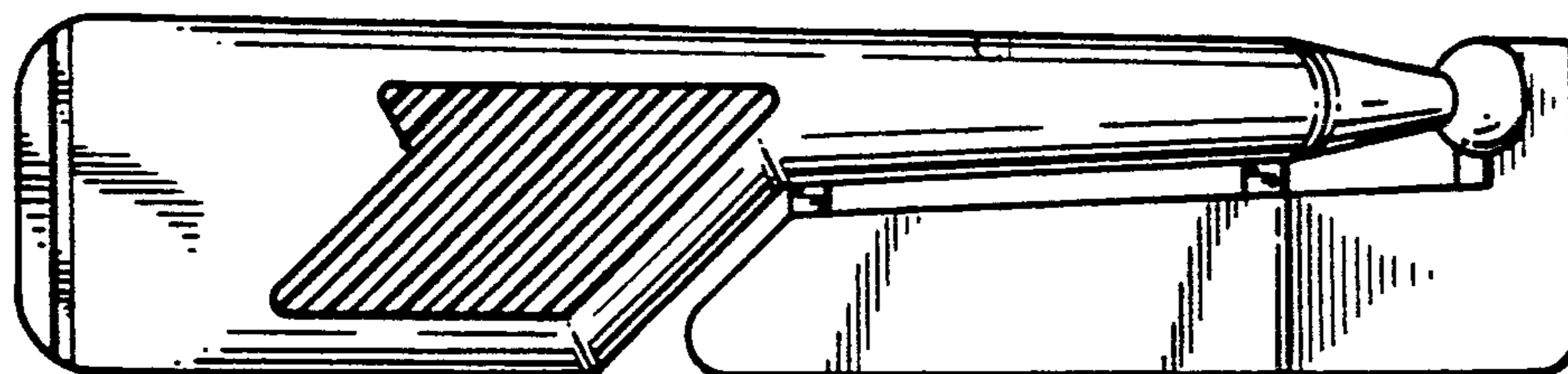


FIG. 1

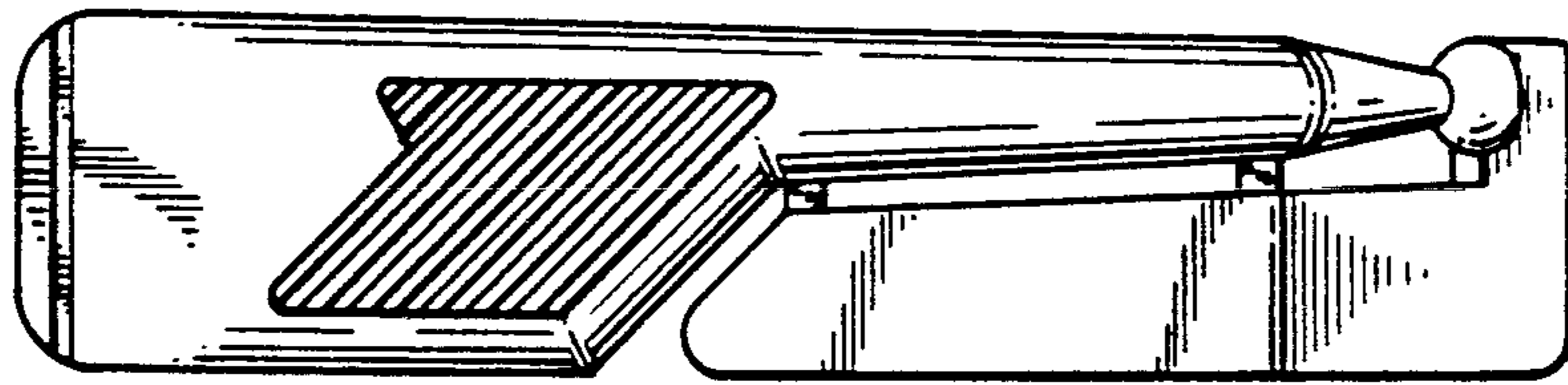


FIG. 2

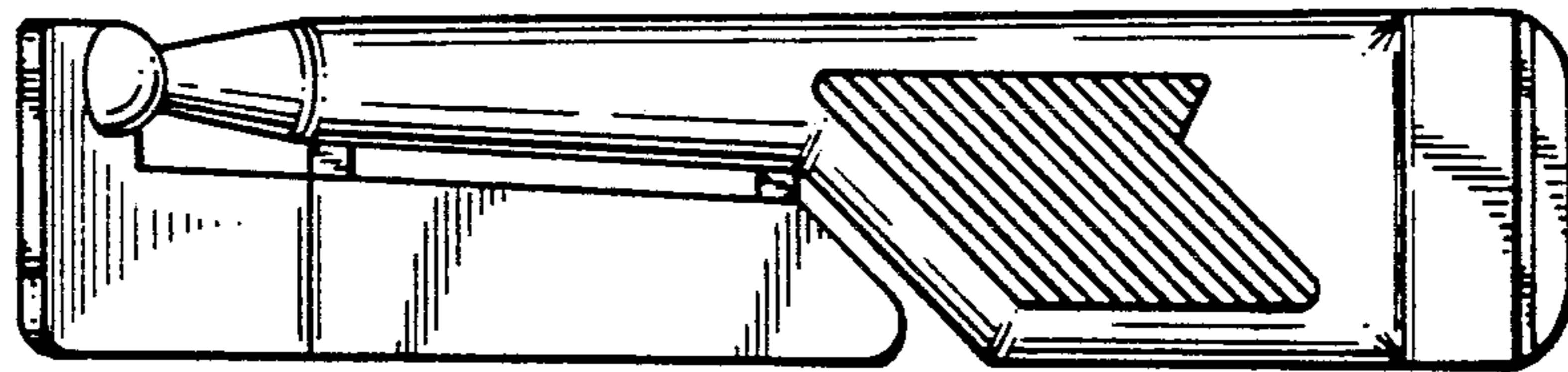


FIG. 3

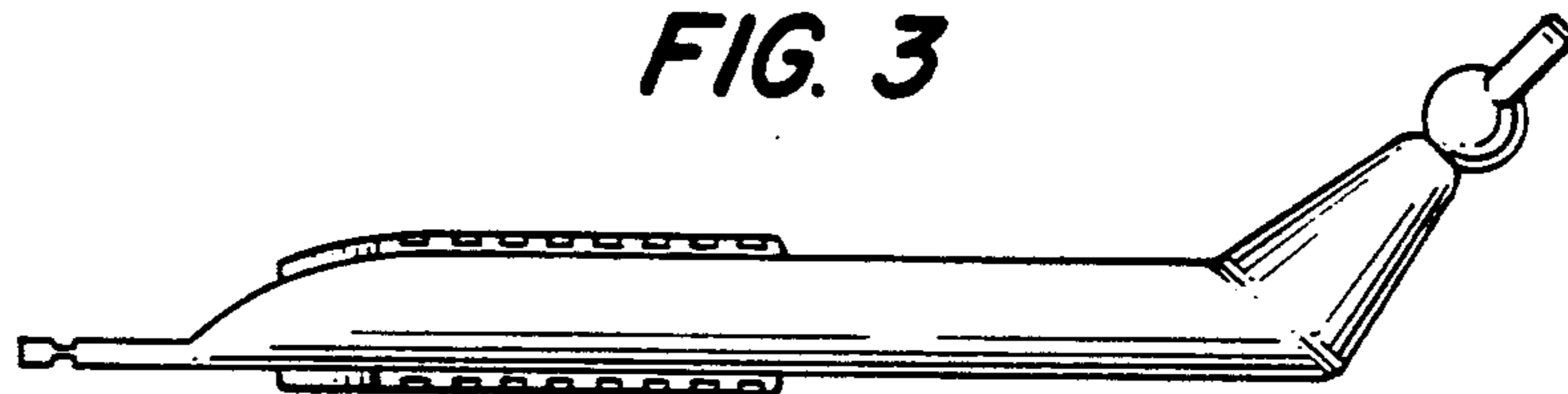


FIG. 4

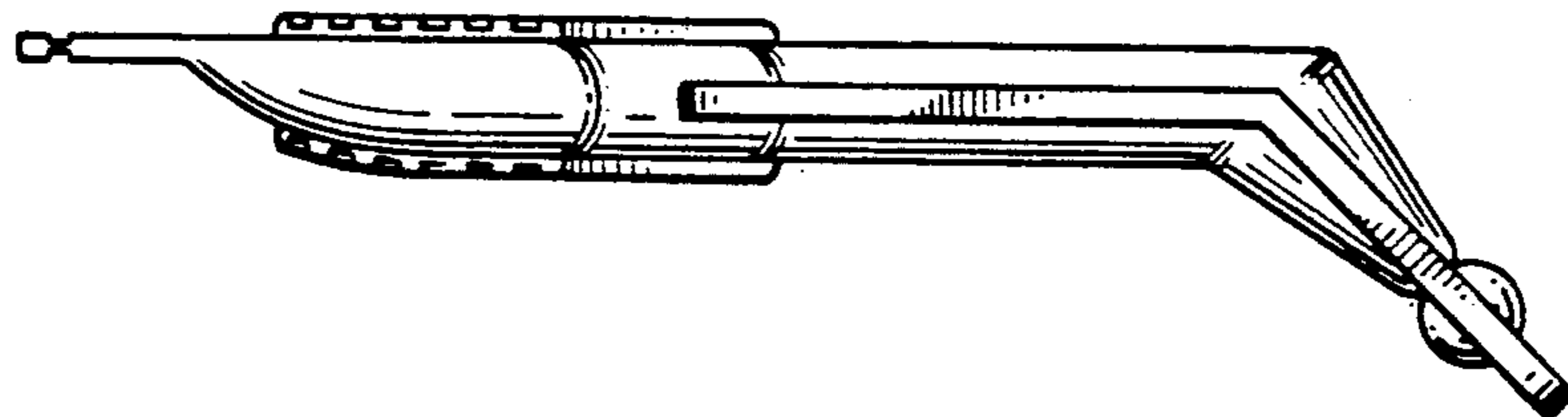


FIG. 5




FIG. 6

