

[54] FIREPLACE LINER

[76] Inventor: Alfred Jones, 2412 Rice Planters Rd., Charlotte, N.C. 28217

[**] Term: 14 Years

[21] Appl. No.: 461,466

[22] Filed: Jan. 5, 1990

[52] U.S. Cl. D23/405; D6/475

[58] Field of Search D23/405; 211/126; D6/475; 126/552, 553

[56] References Cited

U.S. PATENT DOCUMENTS

20,033	7/1890	Keifel, Jr.	D23/405
1,729,014	9/1929	Scherotto	211/49.1
3,494,479	2/1970	Martin	211/126
3,994,275	11/1976	Williams	126/552
4,076,012	2/1978	Meeker	126/516
4,187,830	2/1980	Creasey	126/521
4,385,622	5/1983	Tidwell	126/531

FOREIGN PATENT DOCUMENTS

690237 7/1964 Canada 211/126

OTHER PUBLICATIONS

Show Daily Mar., 1984, p. 11, Five Symbol A upper right side of page 1984 Tradeshaw Brochure Box.


Primary Examiner—James M. Gandy
Assistant Examiner—Lisa Lichtenstein
Attorney, Agent, or Firm—Terry M. Gernstein

[57] CLAIM

The ornamental design for a fireplace liner, as shown and described.

DESCRIPTION

FIG. 1 is a top, front, end perspective view of a fireplace liner showing my new design;
FIG. 2 is a front elevational view thereof;
FIG. 3 is an end elevational view thereof, the opposite end being a mirror image of that shown;
FIG. 4 is a rear elevational view thereof;
FIG. 5 is a bottom plan view thereof;
FIG. 6 is a developed top plan view thereof in unfolded condition;
FIG. 7 is a top plan view thereof.






FIG. 1

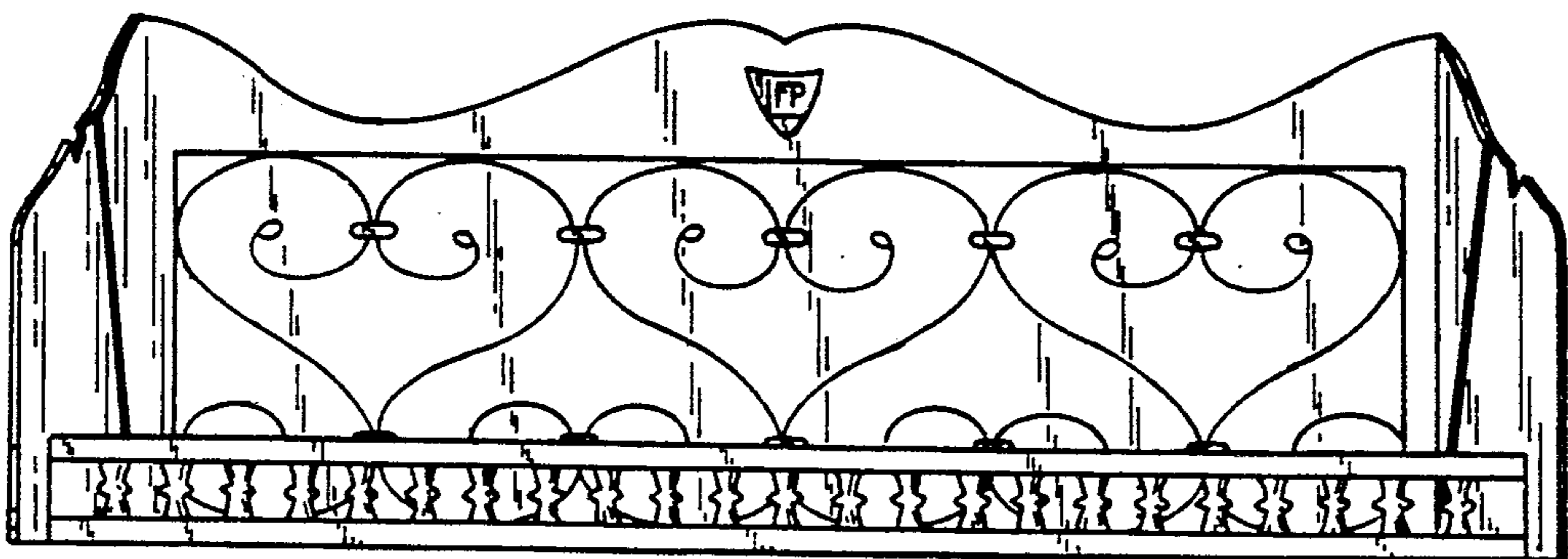


FIG. 2

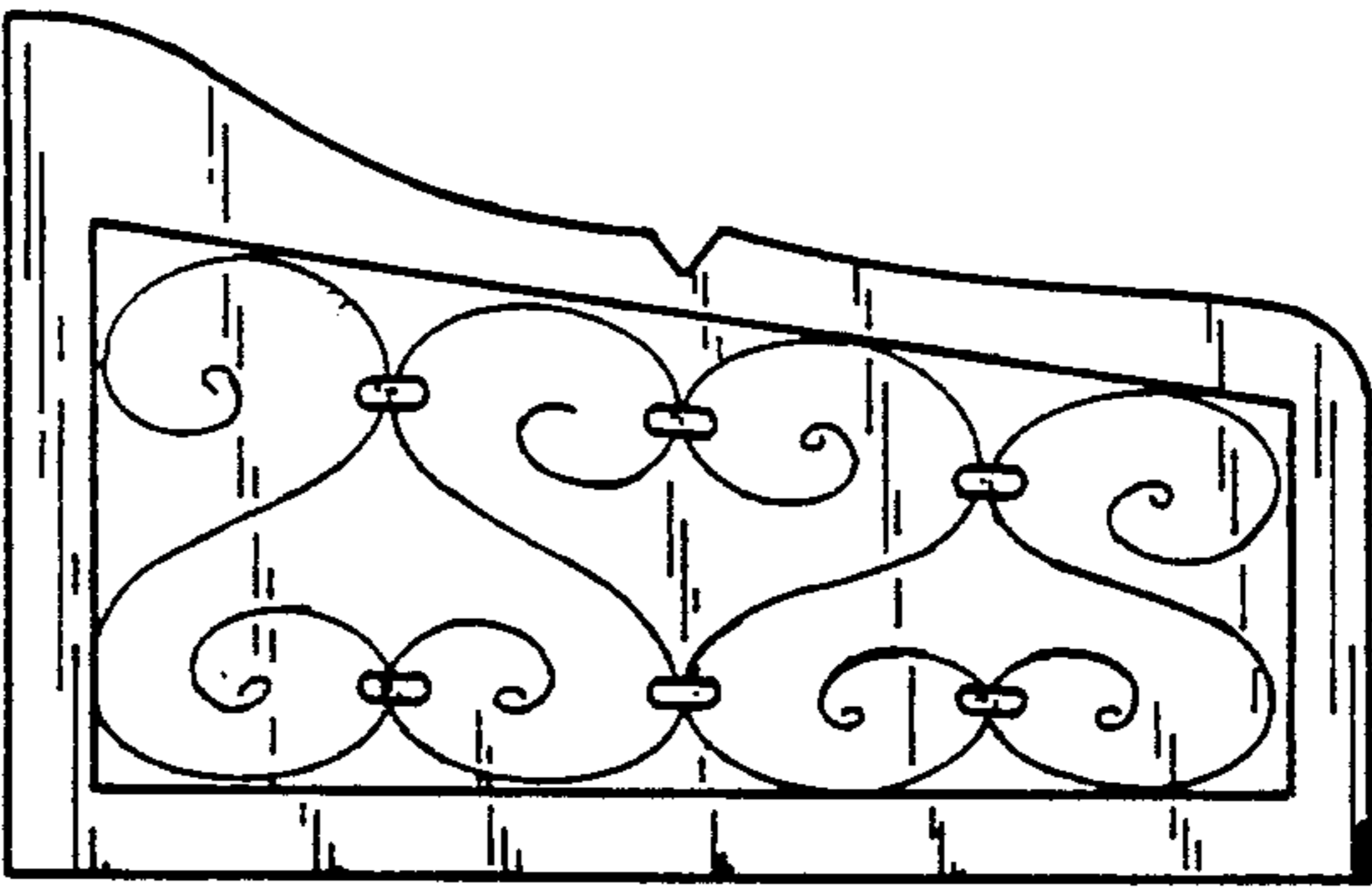


FIG. 3

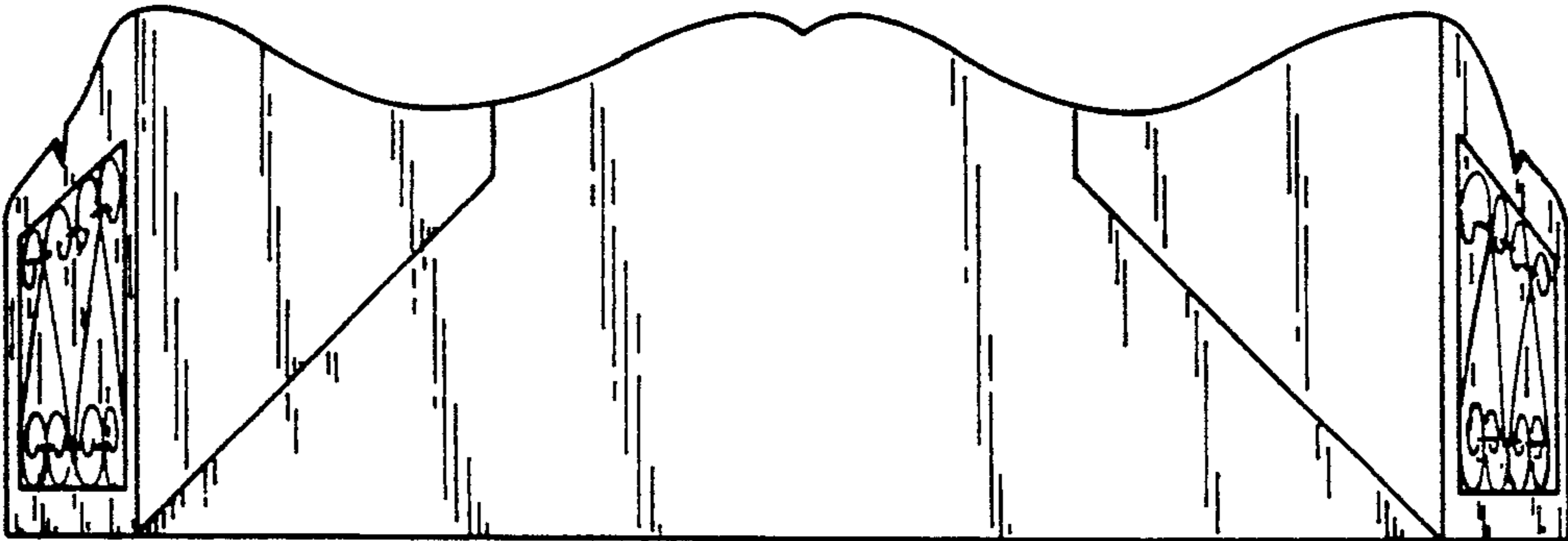


FIG. 4

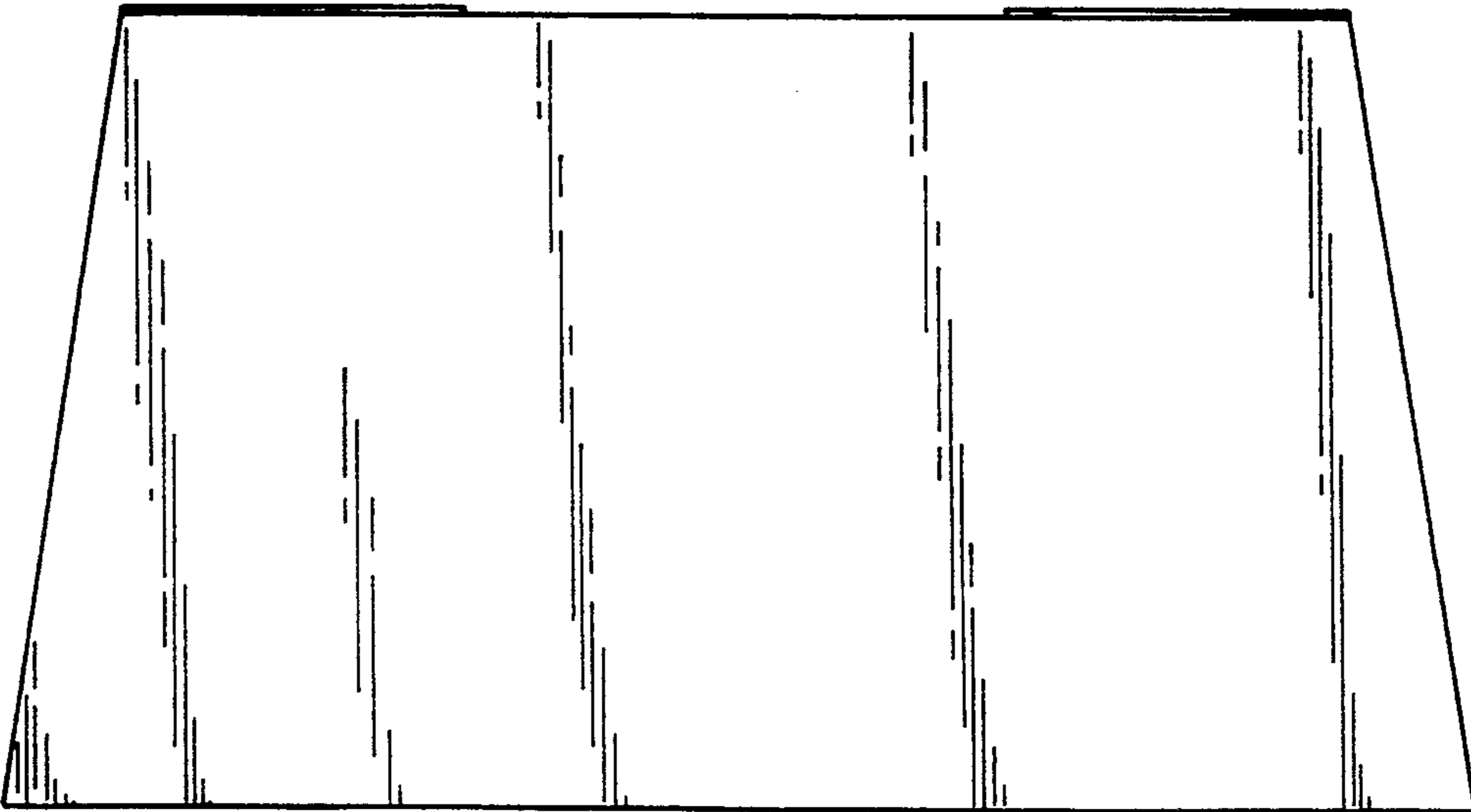


FIG. 5




FIG. 6




FIG. 7