

# United States Patent [19]

Mishima

[11] Patent Number: **Des. 322,282**

[45] Date of Patent: **\*\* Dec. 10, 1991**

[54] **ERASER HOLDER**

[75] Inventor: **Shingo Mishima, Ibaraki, Japan**

[73] Assignee: **Pentel Kabushiki Kaisha, Tokyo, Japan**

[\*\*] Term: **14 Years**

[21] Appl. No.: **329,635**

[22] Filed: **Mar. 28, 1989**

[30] **Foreign Application Priority Data**

Sep. 29, 1988 [JP] Japan ..... 63-38373

[52] U.S. Cl. .... **D19/53; D19/48; D19/56; D19/65**

[58] Field of Search ..... **D19/35, 36, 41-51, D19/54-58, 53, 81-85, 65, 99, 100; 401/82, 83, 84, 88**

[56] **References Cited**

**U.S. PATENT DOCUMENTS**

D. 146,481	3/1947	Manheimer	.....	D19/36
172,867	2/1876	Cleveland	.....	401/83
D. 303,992	10/1989	Grötsch	.....	D19/53
575,275	1/1897	Ress	.....	401/83
1,018,288	2/1912	Yelf	.....	401/83

2,071,747	2/1937	Houlihan	.....	401/83
2,314,777	3/1943	Farrington	.....	401/83
2,501,612	3/1950	Nielsen	.....	401/84
3,093,112	6/1963	Shurcliff	.....	401/83
3,989,392	11/1976	Siedler	.....	401/84 X
4,500,221	2/1985	Emerson	.....	401/84 X

*Primary Examiner*—Bruce W. Dunkins  
*Assistant Examiner*—Martha Thompson  
*Attorney, Agent, or Firm*—Wenderoth, Lind & Ponack

[57] **CLAIM**

The ornamental design for an eraser holder, as shown and described.

**DESCRIPTION**

FIG. 1 is a left side elevational view of an eraser holder showing my new design;  
FIG. 2 is a front elevational view;  
FIG. 3 is a right side elevational view;  
FIG. 4 is a rear elevational view;  
FIG. 5 is a top plan view;  
FIG. 6 is a bottom plan view;  
FIG. 7 is a left front perspective view; and  
FIG. 8 is a front elevational view thereof, with the extended eraser portion being shown in broken lines for illustrative purposes only and forming no part of the claimed design.

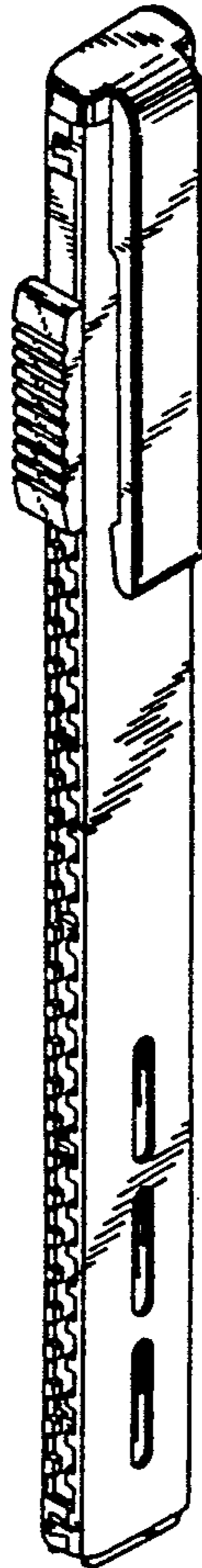


FIG. 1

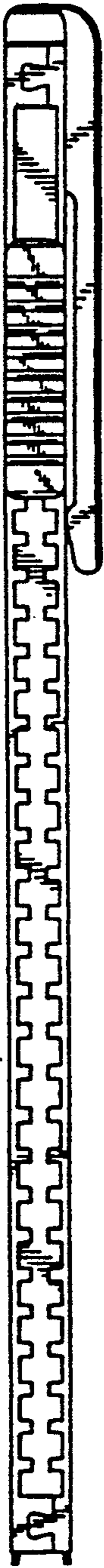


FIG. 2

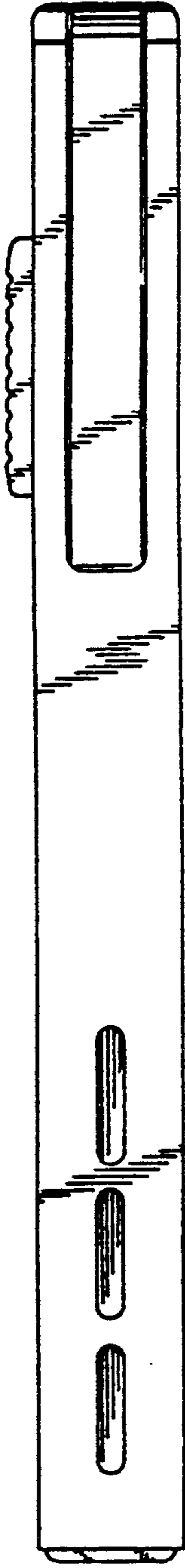


FIG. 3



FIG. 4

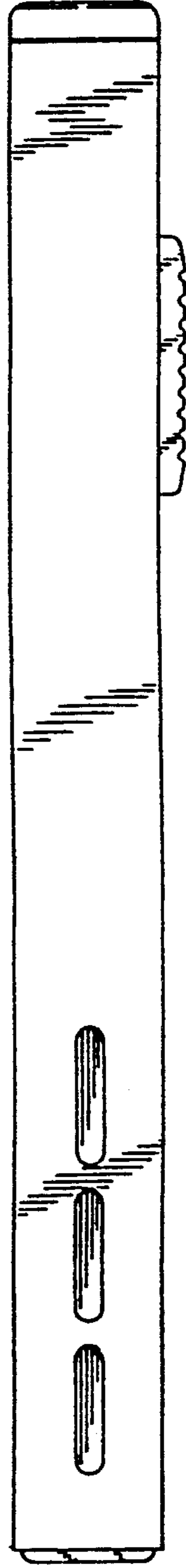


FIG. 5



FIG. 6



FIG. 7

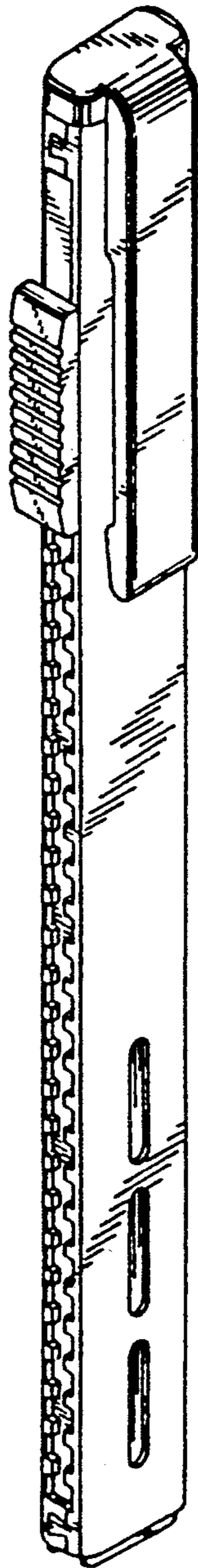


FIG. 8

