

[54] **PRINTER FOR A COMPUTER**

[75] Inventors: **Tsunemi Kawashima; Akio Tajima; Hiroyuki Harada; Kiyoshi Fujii**, all of Tokyo, Japan

[73] Assignee: **Seikosha Co., Ltd.**, Tokyo, Japan

[\*\*] Term: **14 Years**

[21] Appl. No.: **573,593**

[22] Filed: **Aug. 27, 1990**

[52] U.S. Cl. .... **D18/54**

[58] **Field of Search** ..... D18/6, 13, 34, 36, 39; D14/100, 106, 107, 108, 118, 141, 144; D3/30.1, 33, 72-74, 76; 400/208, 613, 691-694, 613.1, 613.4

[56] **References Cited**

**U.S. PATENT DOCUMENTS**

D. 296,334 6/1988 Hara ..... D18/36

D. 296,688 6/1988 Maliskas ..... D14/141

D. 296,689 7/1988 Shintomi ..... D14/141

D. 304,177 10/1989 Hara ..... D14/107

D. 305,775 1/1990 Tamada ..... D18/36

D. 311,903 11/1990 Macdonald ..... D14/100

D. 312,620 12/1990 Koepke et al. .... D14/100


*Primary Examiner*—A. Hugo Word  
*Assistant Examiner*—CathyAnne MacCormac  
*Attorney, Agent, or Firm*—Jordan and Hamburg

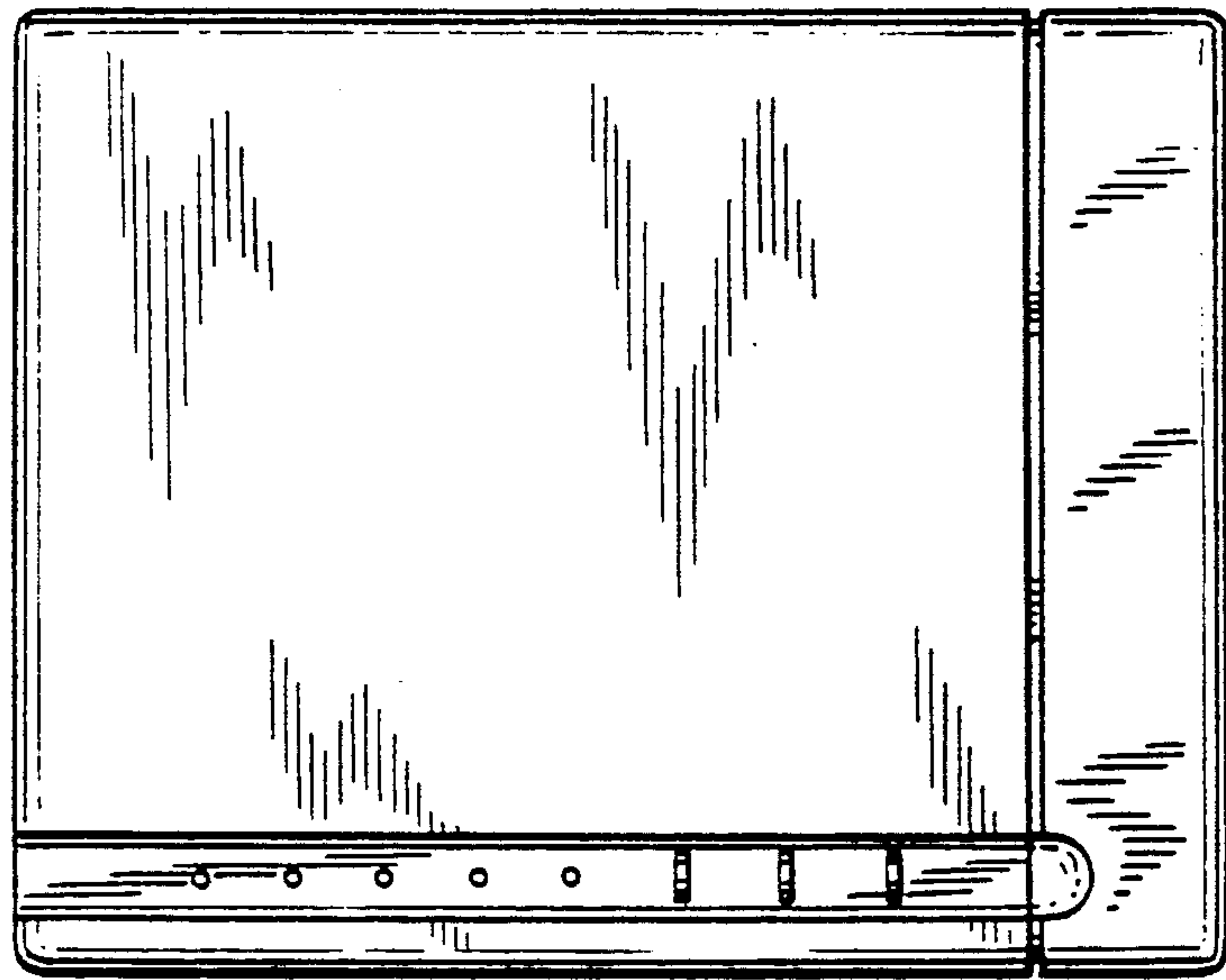
[57] **CLAIM**

The ornamental design for a printer for a computer, as shown and described.

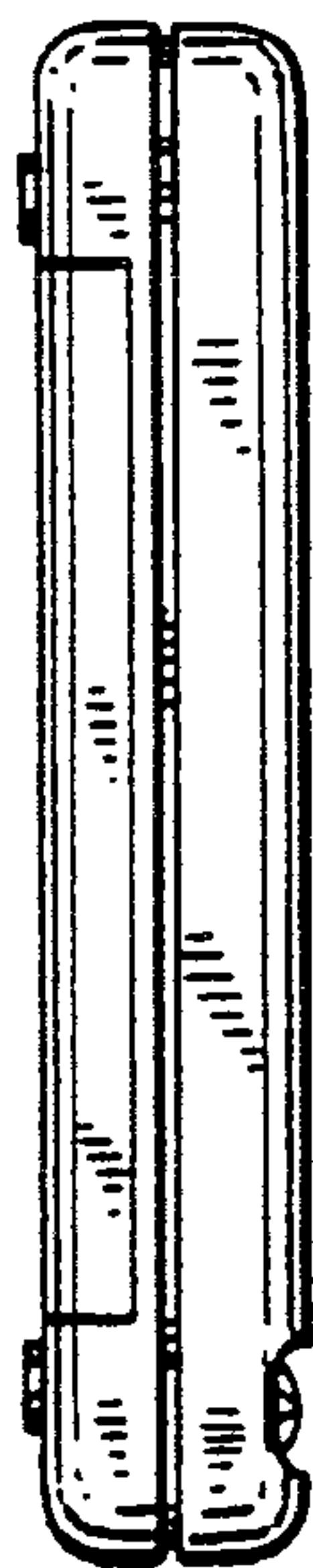
**DESCRIPTION**

FIG. 1 is a top plan view of a printer for a computer showing our new design;  
 FIG. 2 is a left side elevational view thereof;  
 FIG. 3 is a right side elevational view thereof;  
 FIG. 4 is a bottom plan view thereof;  
 FIG. 5 is a rear elevational view thereof;  
 FIG. 6 is a front elevational view thereof;  
 FIG. 7 is a perspective view thereof; and  
 FIG. 8 is another perspective view showing the paper guide plate open.

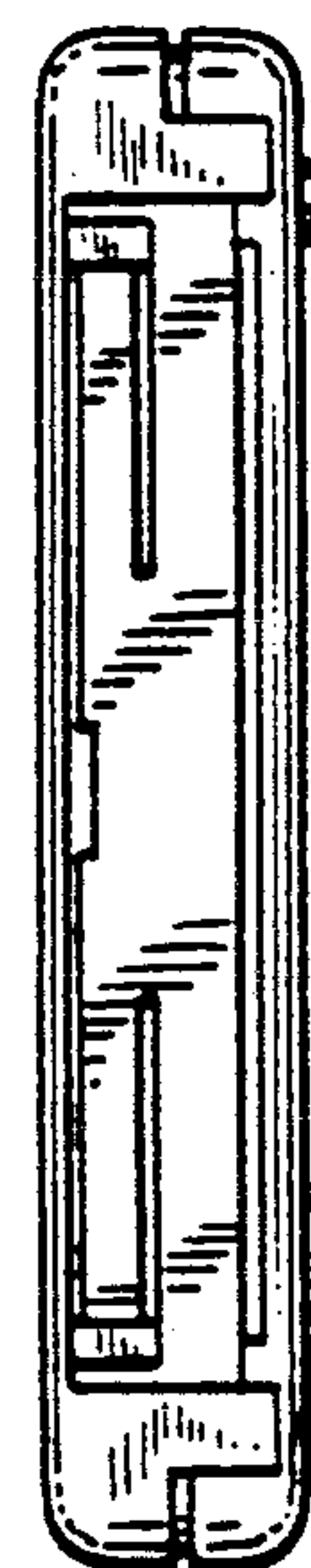




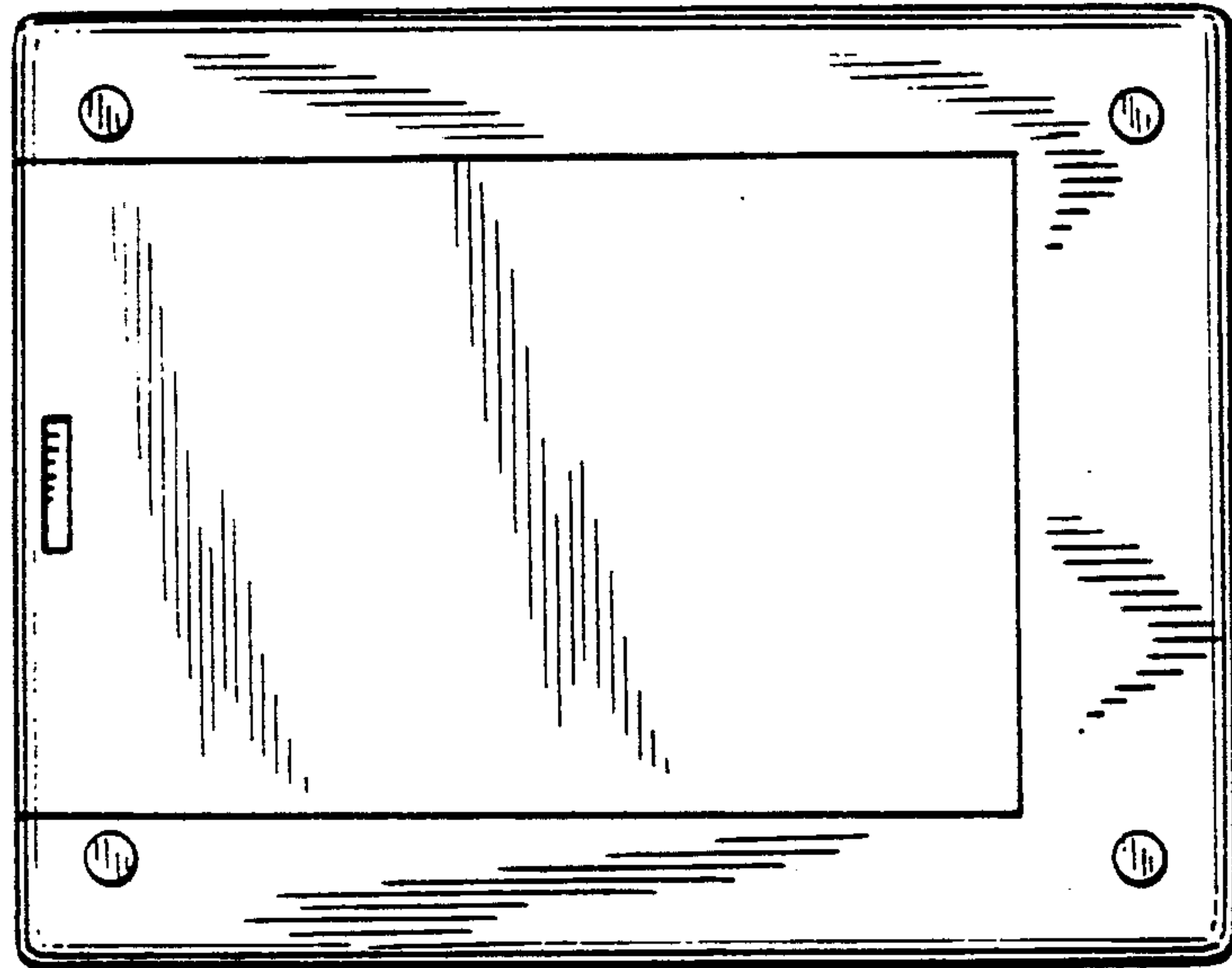
*FIG. 1*



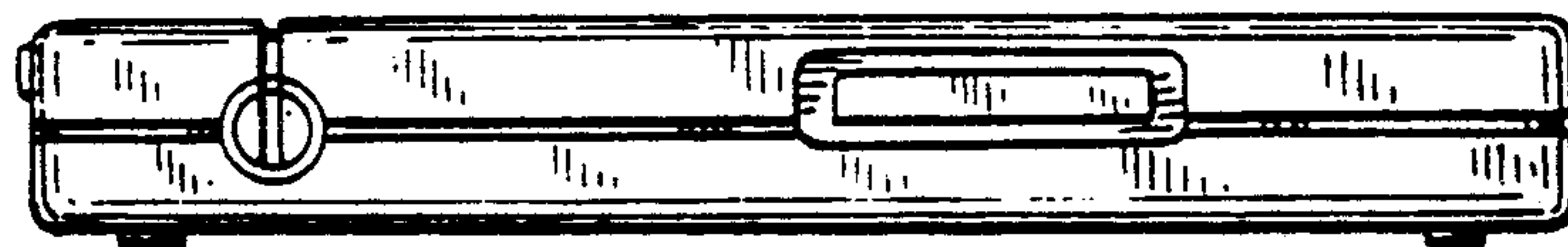
*FIG. 2*




*FIG. 3*



*FIG. 4*



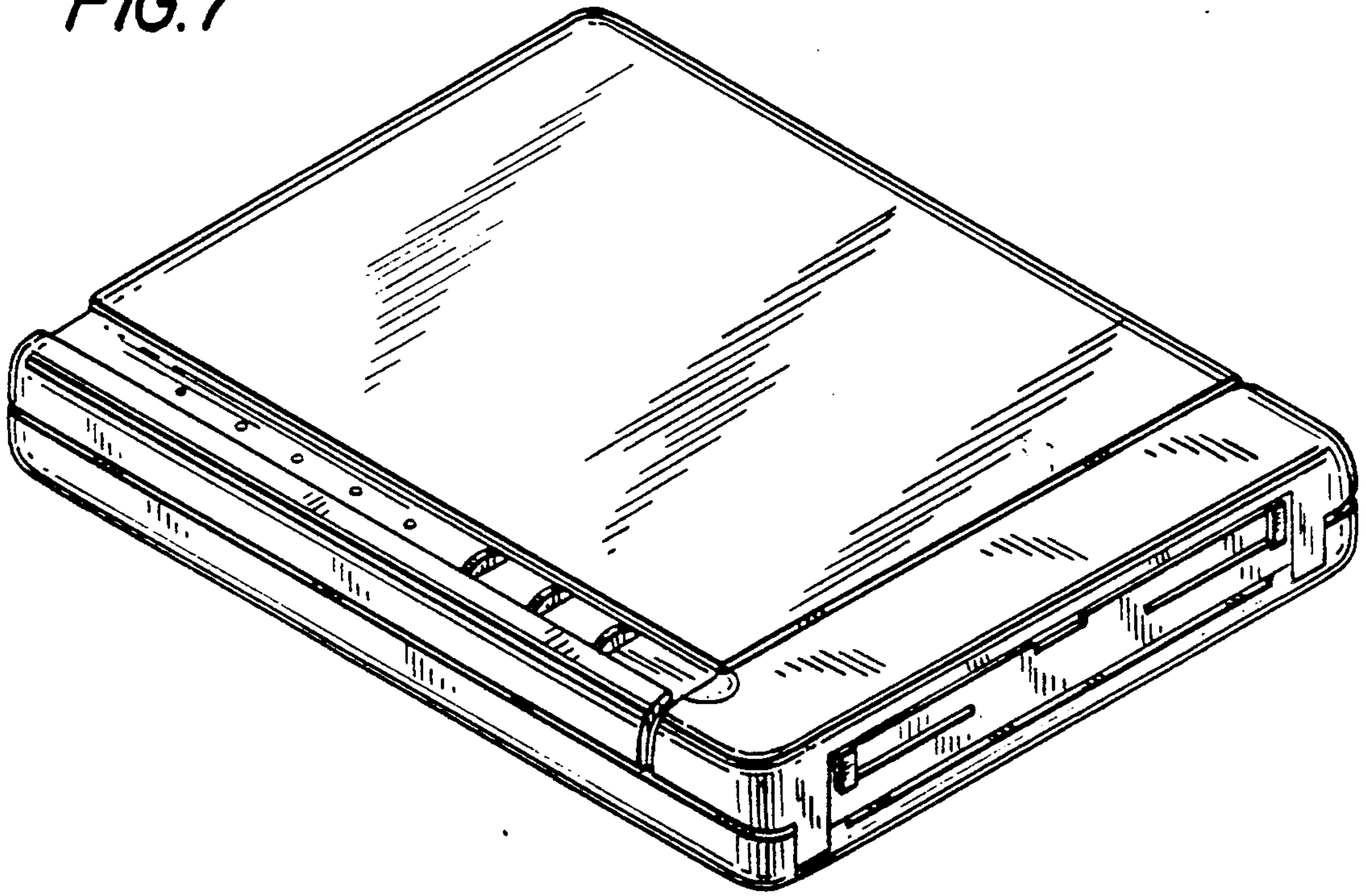
*FIG. 5*



*FIG. 6*



*FIG. 7*



*FIG. 8*

