

[54] **ELECTRONIC KEYBOARD MUSICAL INSTRUMENT**

[75] **Inventor: Yasuo Yamawaki, Hamamatsu, Japan**

[73] **Assignee: Yamaha Corporation, Shizuoka, Japan**

[*] **Notice: The portion of the term of this patent subsequent to Dec. 10, 2005 has been disclaimed.**

[**] **Term: 14 Years**

[21] **Appl. No.: 367,501**

[22] **Filed: Jun. 16, 1989**

[30] **Foreign Application Priority Data**

Dec. 24, 1988 [JP] Japan 63-50379

[52] **U.S. Cl. D17/1; D17/5**

[58] **Field of Search D17/1, 2, 5, 6, 7, 9, D17/99; D21/64; 84/174-177, 423, 428, 644, 670, 719, 744, DIG. 7**

[56] **References Cited**

U.S. PATENT DOCUMENTS

- D. 282,850 3/1986 Futami D17/1
- D. 289,411 4/1987 Bellini D17/1
- D. 289,412 4/1987 Bellini D17/1
- D. 290,370 6/1987 Bellini D17/1
- D. 312,651 12/1990 Yamawaki D17/1
- D. 313,033 12/1990 Mizushima D17/1

D. 313,035 12/1990 Katsuhara et al. D17/1

FOREIGN PATENT DOCUMENTS

- 62-50518 12/1987 Japan .
- 62-50519 12/1987 Japan .
- 62-50521 12/1987 Japan .
- 62-50522 12/1987 Japan .
- 63-46983 11/1988 Japan .

OTHER PUBLICATIONS

HFD, 8/24/87, p. 48 (Casio-SK-200).
Radio Shack Catalog, 1988, p. 52 (Realistic Keyboard at top, left).

Primary Examiner—Bernard Ansher
Assistant Examiner—Adir Aronovich
Attorney, Agent, or Firm—Weingarten, Schurgin, Gagnebin & Hayes

[57] **CLAIM**

The ornamental design for electronic keyboard musical instrument, as shown.

DESCRIPTION

FIG. 1 is a top, front perspective view of an electronic keyboard musical instrument showing my new design; FIG. 2 is a top plan view thereof; FIG. 3 is a front elevational view thereof; FIG. 4 is a rear elevational view thereof; FIG. 5 is a bottom plan view thereof; FIG. 6 is a left side elevational view thereof; and FIG. 7 is a right side elevational view thereof.

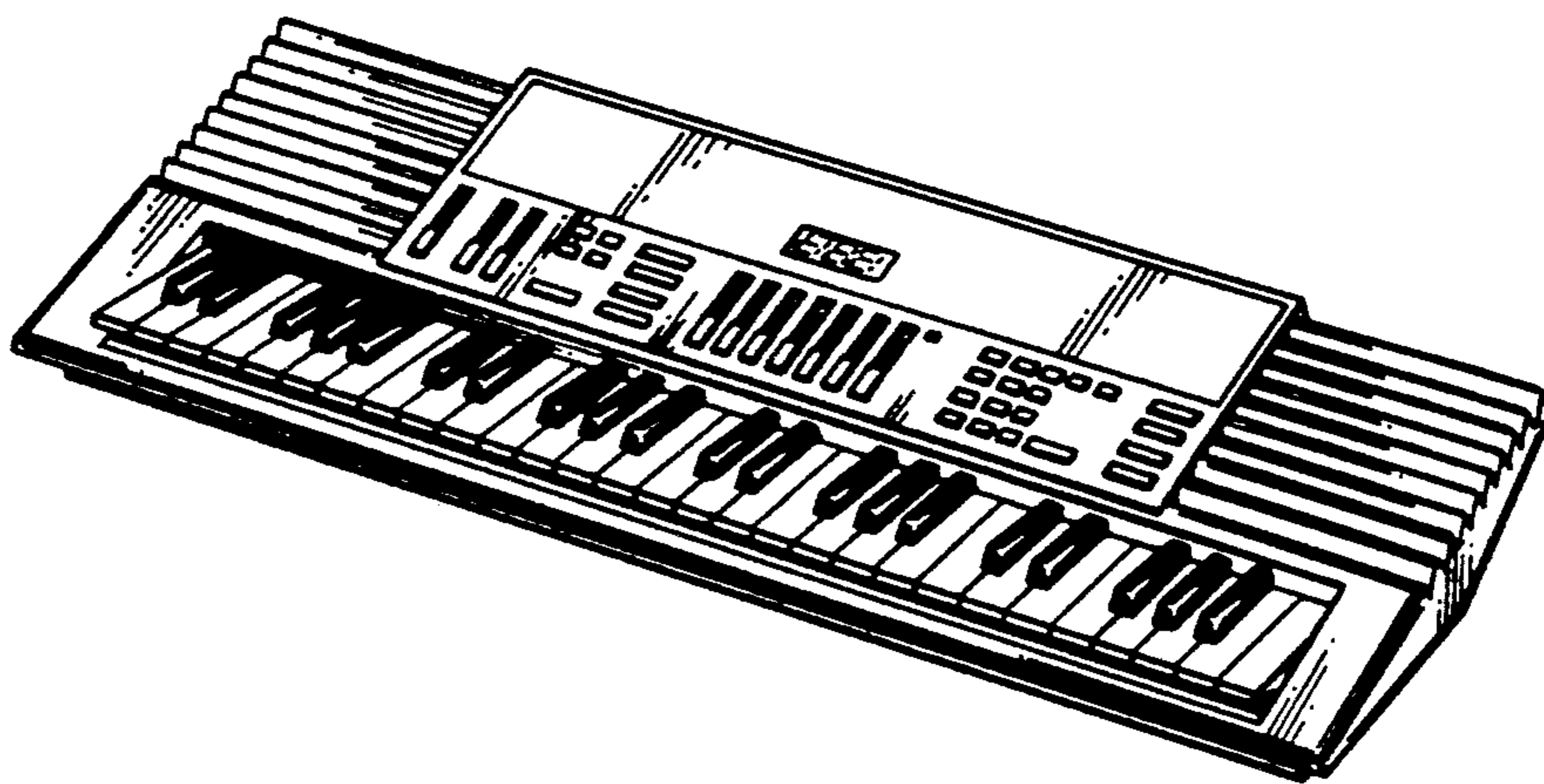


FIG. 1

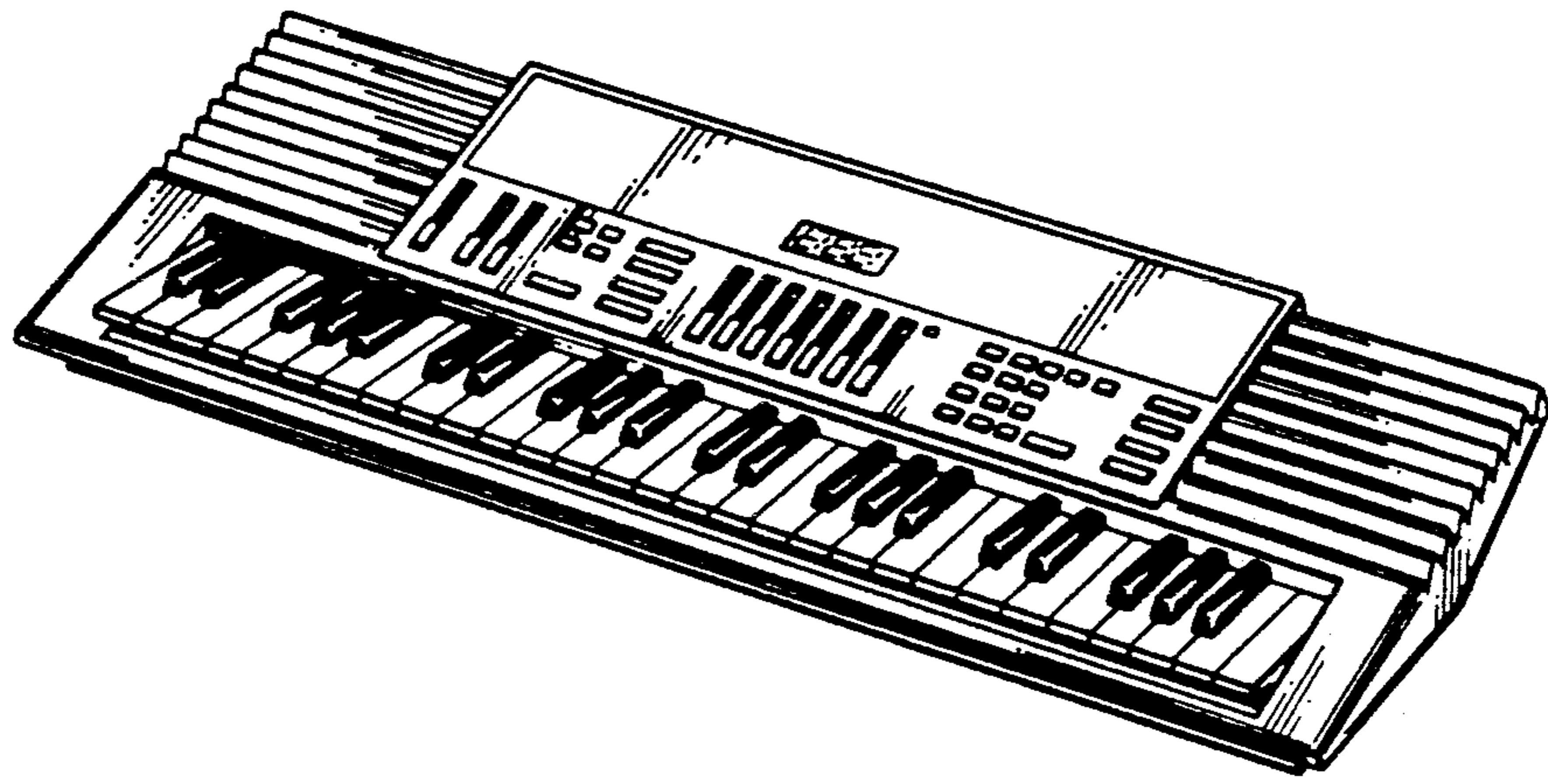


FIG. 2

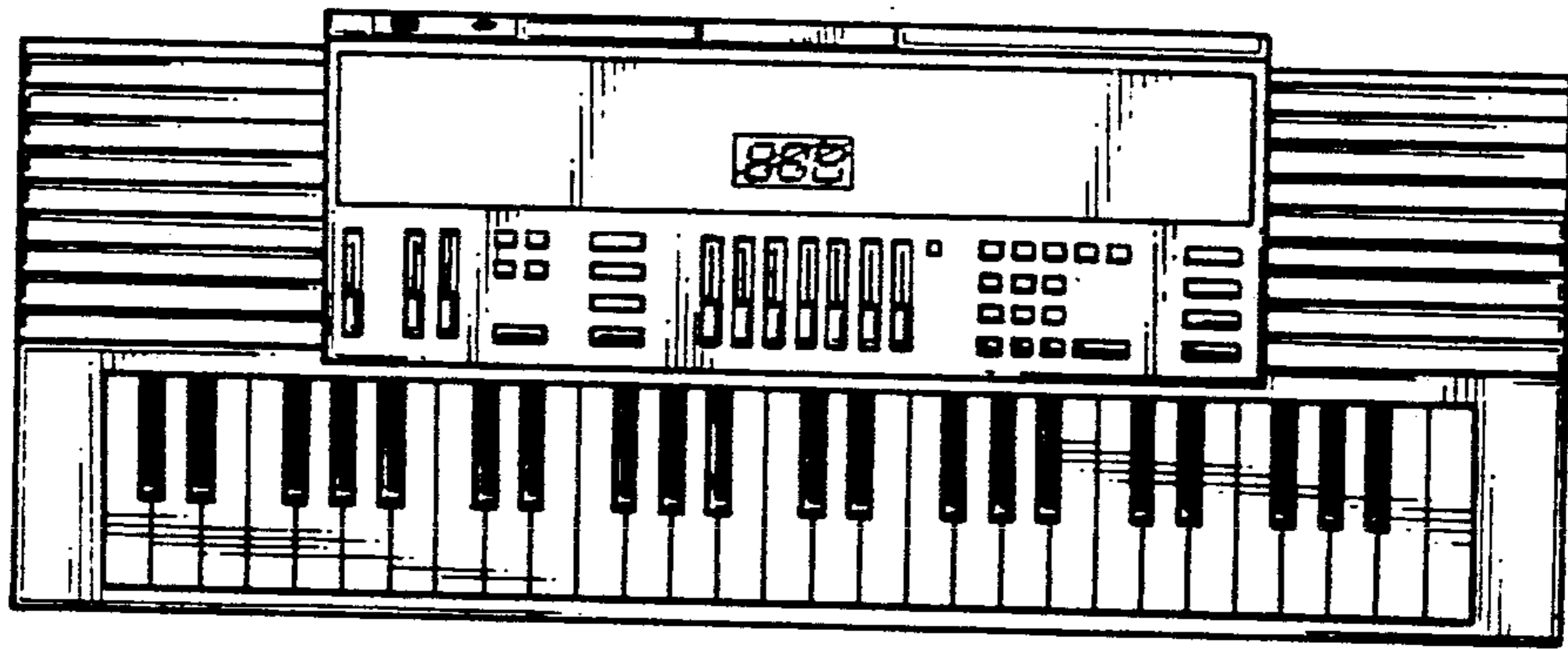


FIG. 3

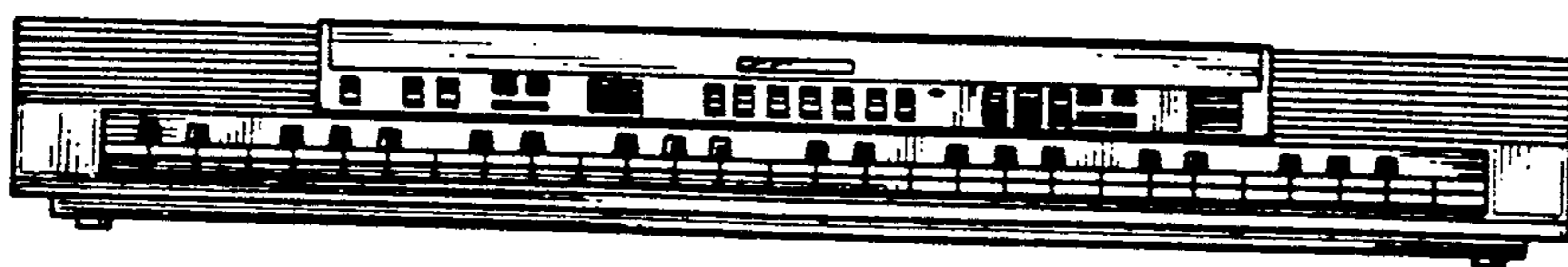


FIG. 4

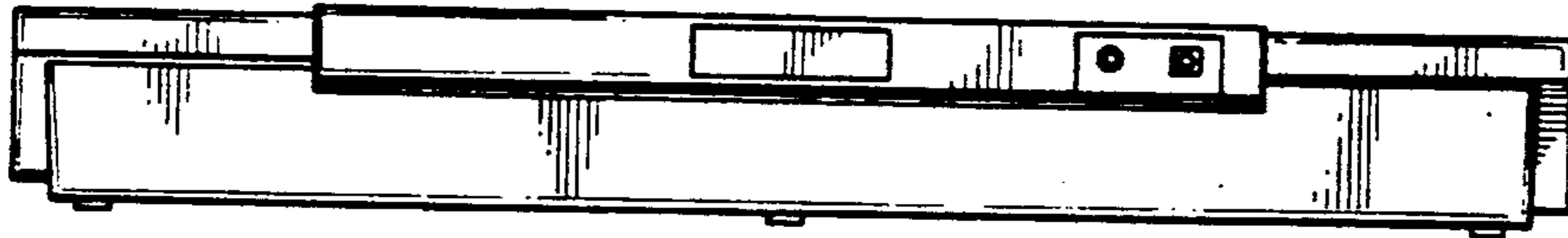


FIG. 5

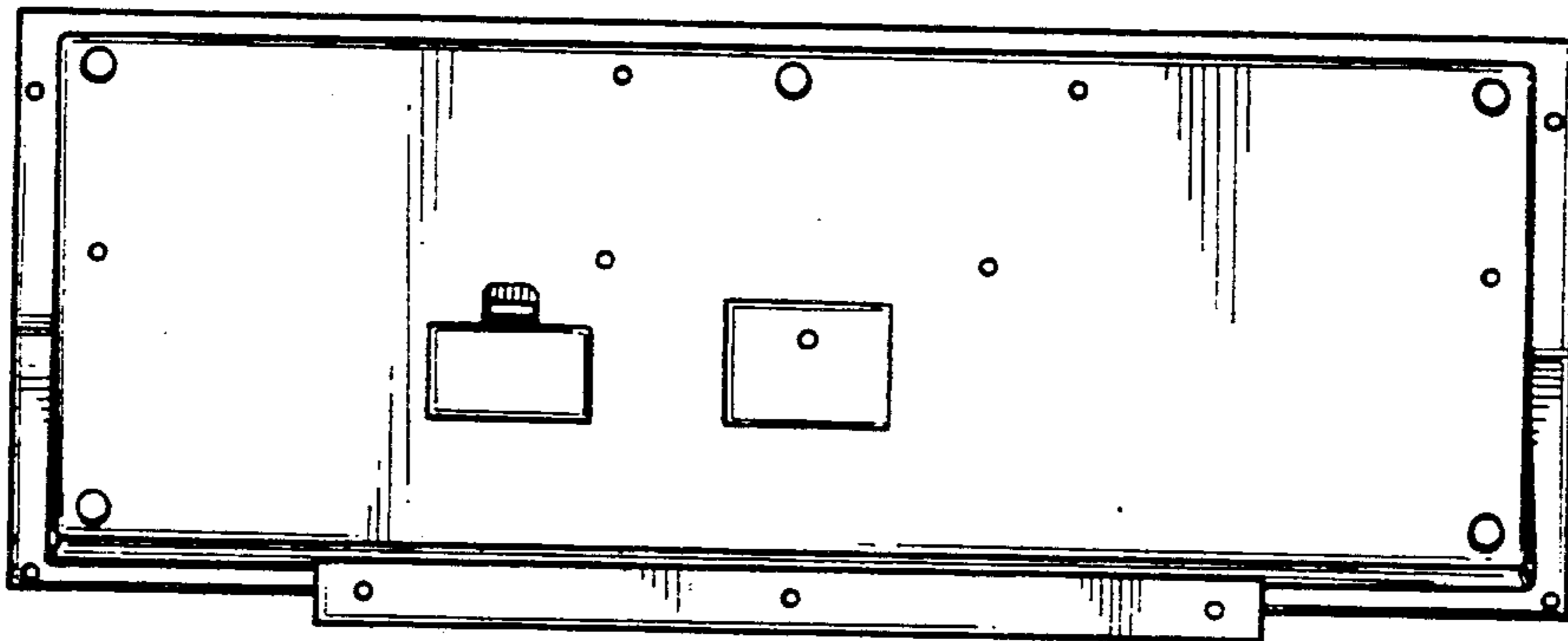


FIG. 6




FIG. 7

