

[54] COMBINED VIDEO CAMERA AND VIDEO TAPE RECORDER

[75] Inventor: Yoshiyuki Matsumura, Kunitachi, Japan

[73] Assignee: Canon Kabushiki Kaisha, Tokyo, Japan

[\*\*] Term: 14 Years

[21] Appl. No.: 440,754

[22] Filed: Nov. 24, 1989

[30] Foreign Application Priority Data

May 25, 1989 [JP] Japan ..... 1-19243

[52] U.S. Cl. .... D16/202

[58] Field of Search ..... D16/200, 202, 203-205, D16/208; 352/34, 242, 243; 354/82, 293, 288; 358/229, 906

[56] References Cited

U.S. PATENT DOCUMENTS

- D. 288,811 3/1987 Kurokawa et al. .... D16/202
- D. 294,570 3/1988 Kurokawa et al. .... D16/202
- D. 305,032 12/1989 Nishiyama et al. .... D16/202
- D. 314,201 1/1991 Maeyama et al. .... D16/202

- D. 316,419 4/1991 Matsumura ..... D16/202
- D. 316,719 5/1991 Ooi et al. .... D16/202

OTHER PUBLICATIONS

Popular Photography, Nov. 1988, p. 127, (Ricoh 8 mm Video Camera).  
Cannon Product Catalog, 1989, p. 5 (E80 8 mm Camcorder).

Primary Examiner—Bernard Ansher  
Assistant Examiner—Adir Aronovich  
Attorney, Agent, or Firm—Fitzpatrick, Cella, Harper & Scinto

CLAIM

[57] The ornamental design for combined video camera and video tape recorder, as shown and described.

DESCRIPTION

FIG. 1 is a front elevational view of a video camera with video tape recorder showing my new design; FIG. 2 is a rear elevational view thereof; FIG. 3 is a top plan view thereof; FIG. 4 is a bottom plan view thereof; FIG. 5 is a left side elevational view thereof; FIG. 6 is a right side elevational view thereof; and FIG. 7 is a top front perspective view thereof.




FIG. 1




FIG. 2

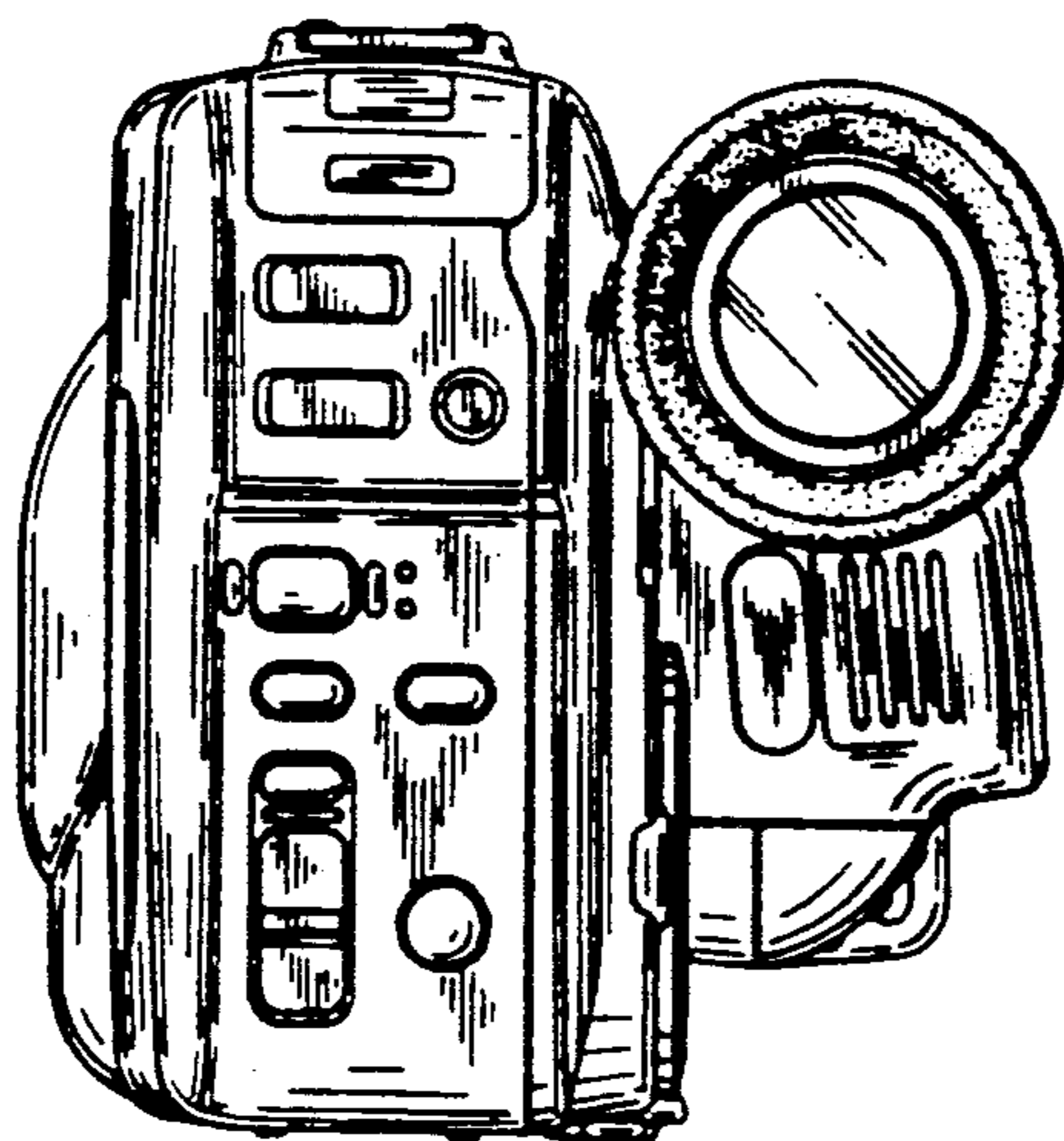


FIG. 3

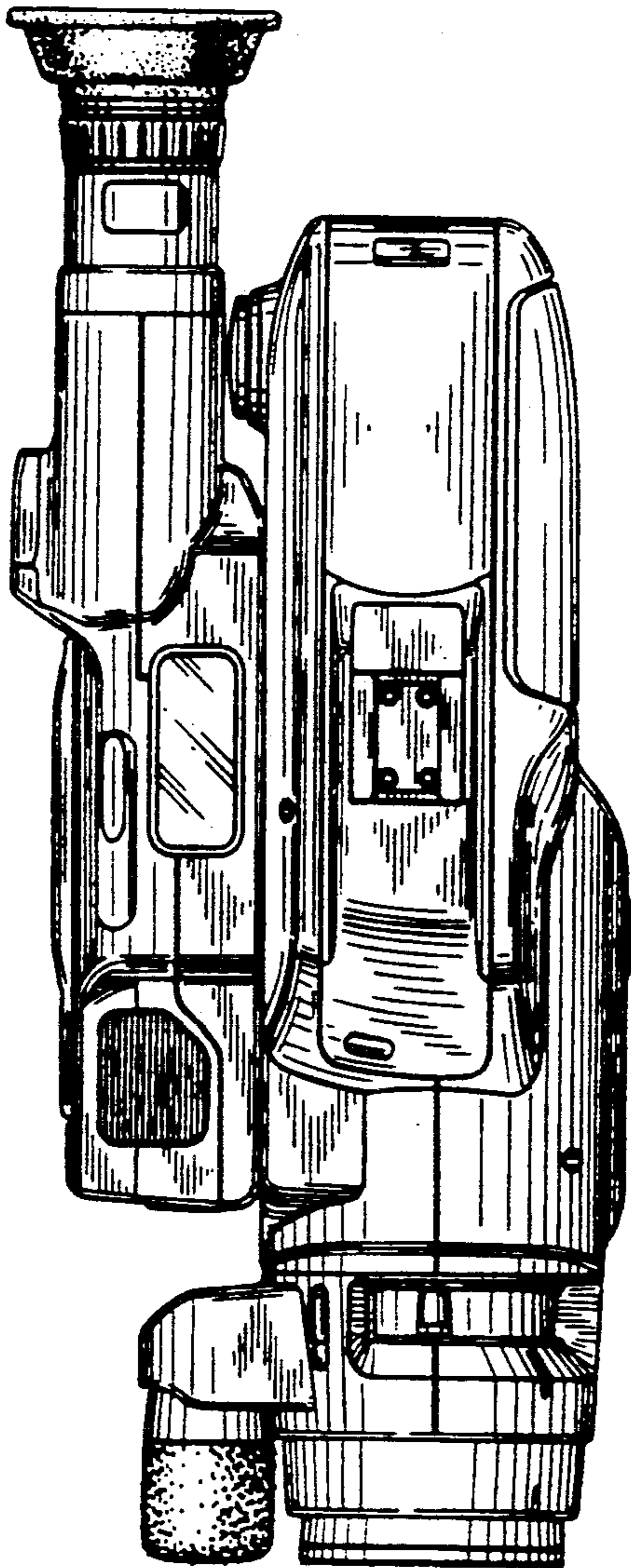


FIG. 4




FIG. 5

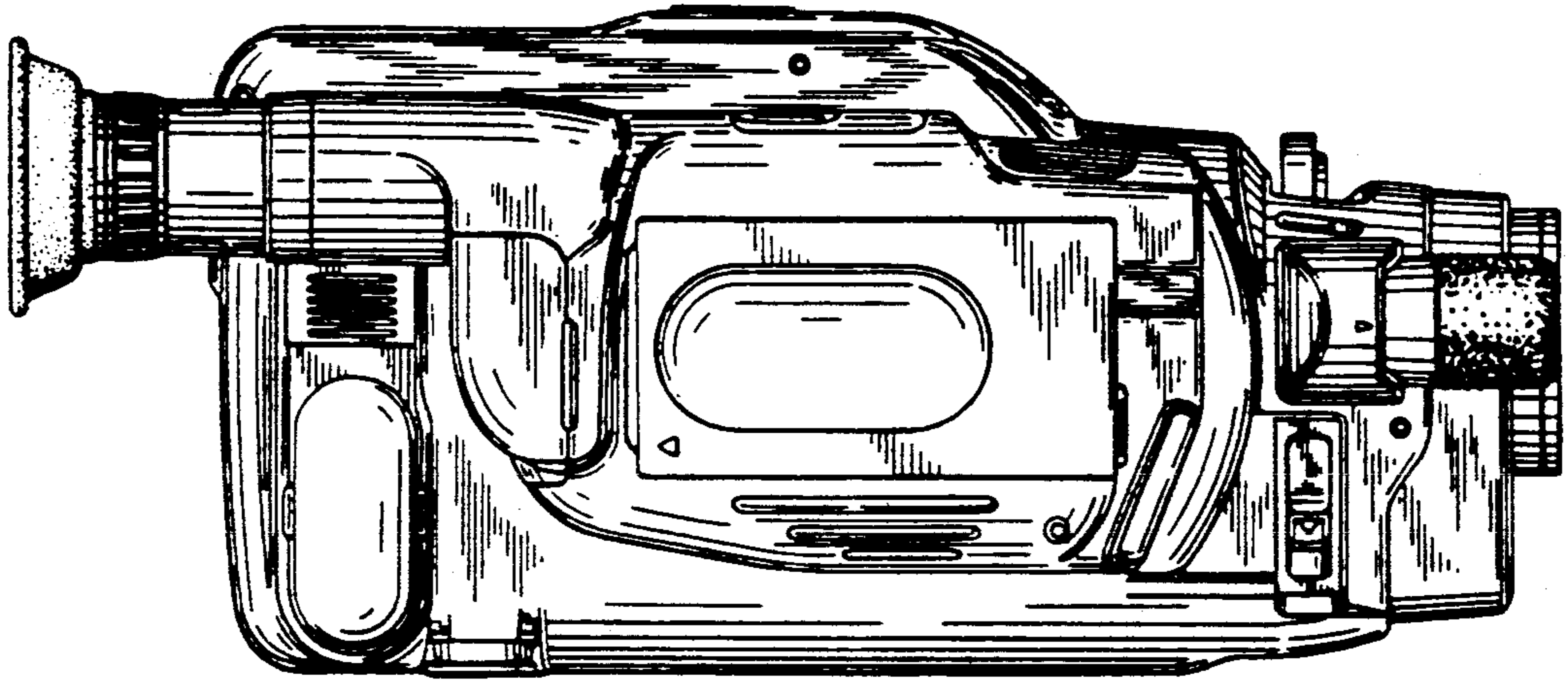


FIG. 6

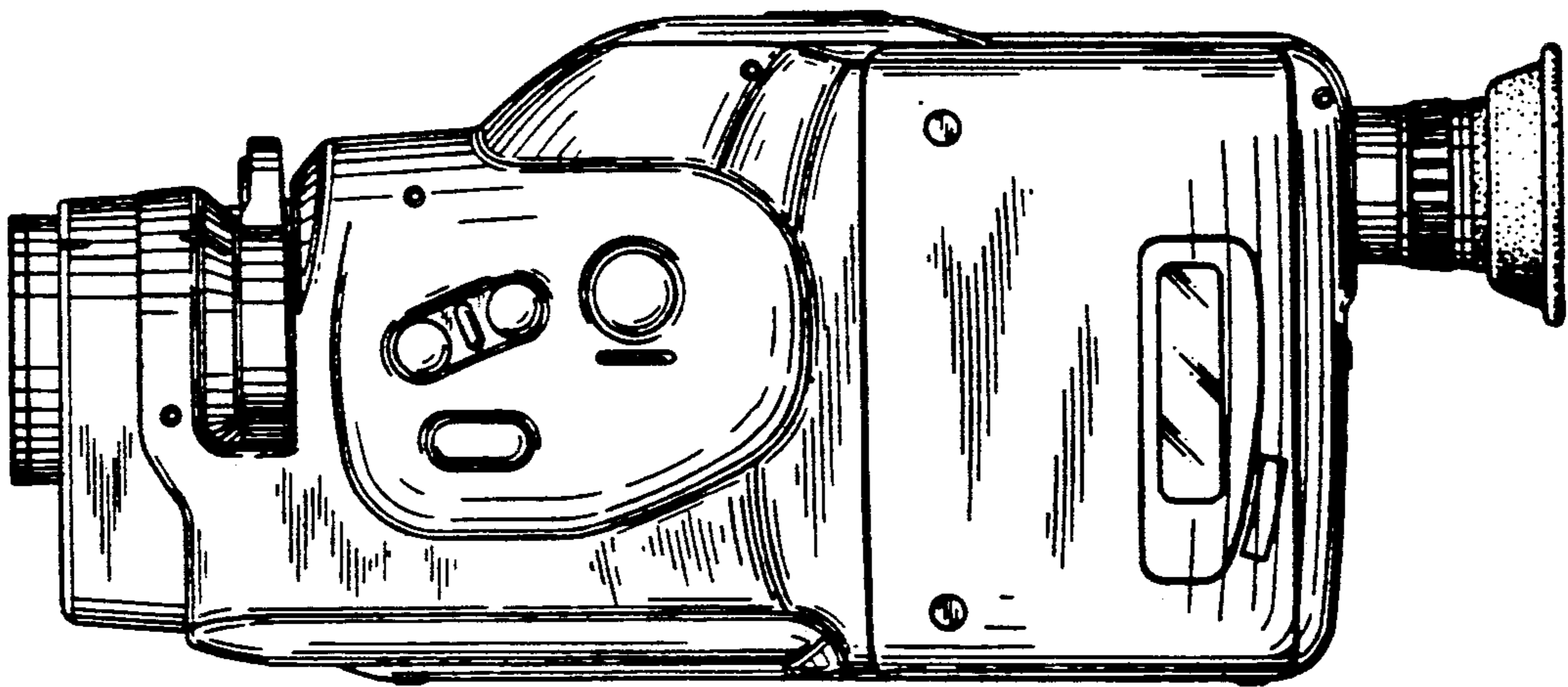


FIG. 7

