

[54] FRUIT DISPLAY STAND OR SIMILAR ARTICLE

[76] Inventor: Joseph M. Rubbico, 22 Doncaster Cir., Lynnfield, Mass. 01940

[\*\*] Term: 14 Years

[21] Appl. No.: 244,249

[22] Filed: Sep. 14, 1988

[52] U.S. Cl. .... D6/460; D6/469

[58] Field of Search ..... D6/455, 457, 458, 459, D6/460, 461, 475, 476, 466, 467, 468, 469, 465, 462, 463, 464; D9/341, 456; D23/201; 211/128, 129, 13; D11/130.1, 143, 146

[56] References Cited

U.S. PATENT DOCUMENTS

- D. 53,390 5/1919 Wolski ..... D6/460
- D. 66,335 12/1924 Porter ..... D6/460
- D. 76,795 11/1928 Halk ..... D6/473
- D. 140,249 2/1945 Christopher ..... D6/474 X
- D. 151,035 9/1948 Fleming ..... D6/474
- D. 182,725 5/1958 Kaufmann ..... D23/201

- D. 207,613 5/1967 Ratcliffe ..... D6/460
- D. 240,174 6/1976 Moore, Jr. .... D6/455 X
- D. 262,568 1/1982 Craig ..... D23/201
- 283,840 8/1883 Westphal ..... 211/129 X
- 611,739 10/1898 Pease ..... 211/129 X

OTHER PUBLICATIONS

Food Furniture Catalog, p. 5.  
Hardware Age, 9/7/1961, p. 42, item 72.

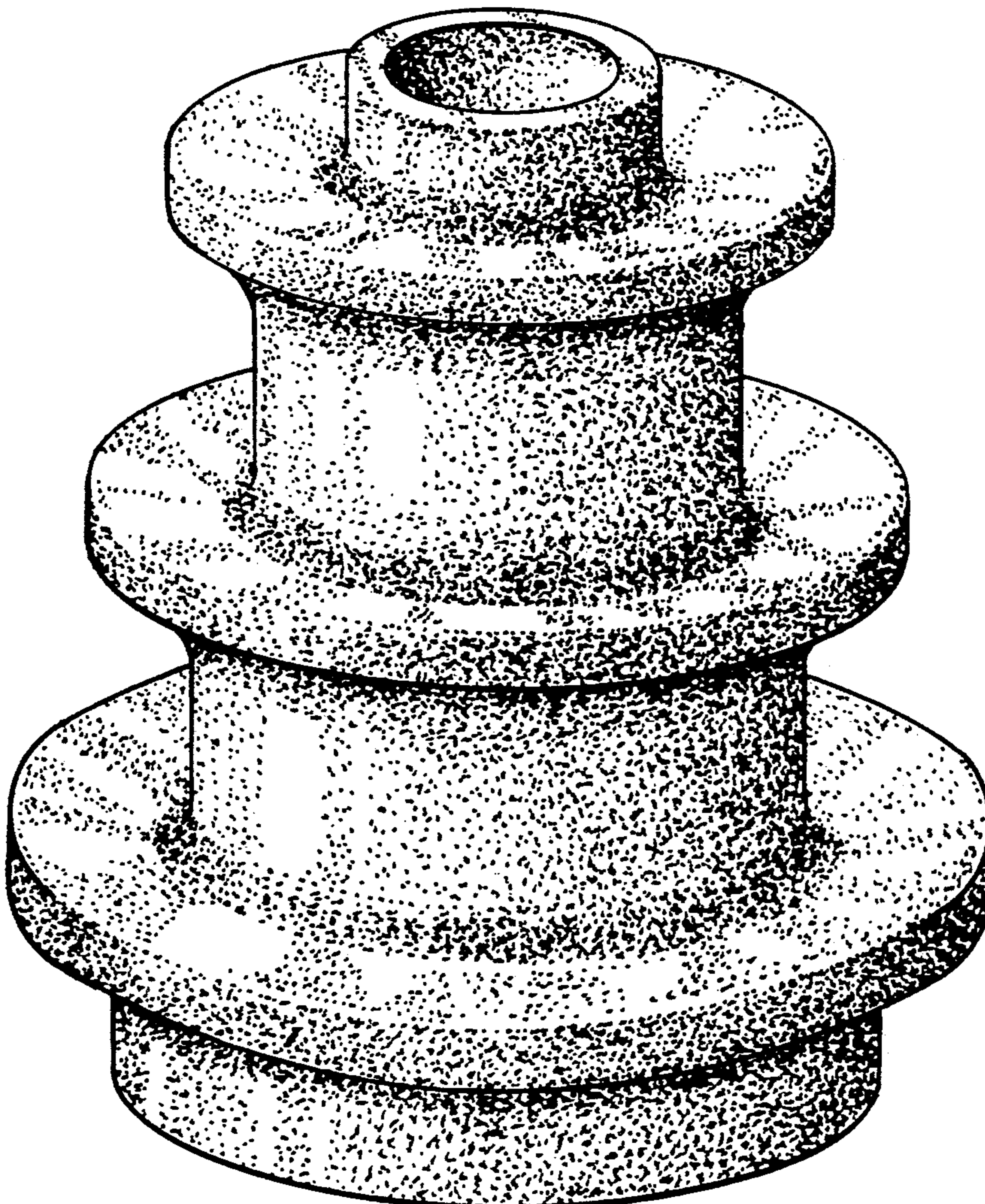
Primary Examiner—Bruce W. Dunkins  
Assistant Examiner—Jeffrey Asch

[57] CLAIM

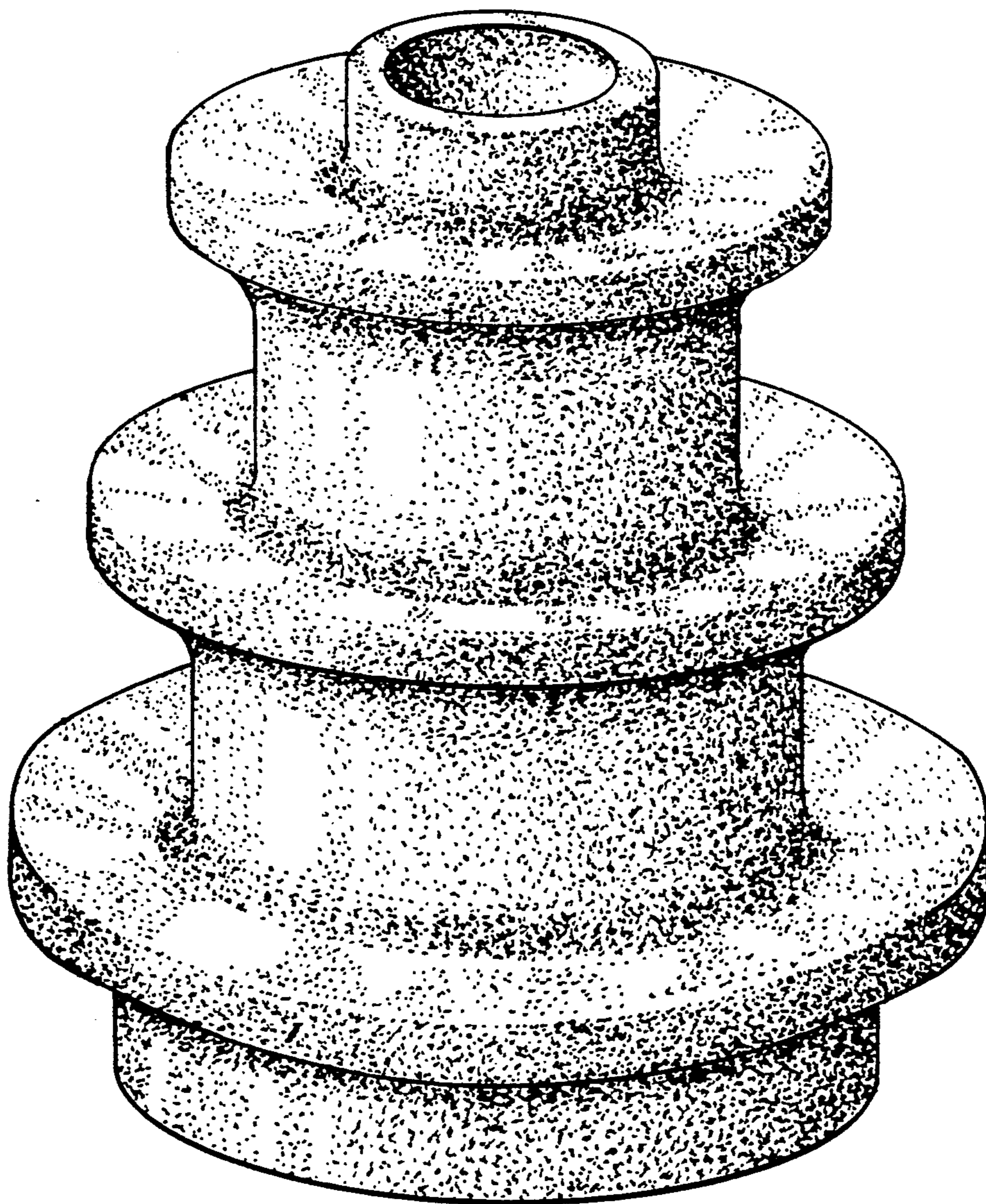
The ornamental design for a fruit display stand or similar article, as shown and described.

DESCRIPTION

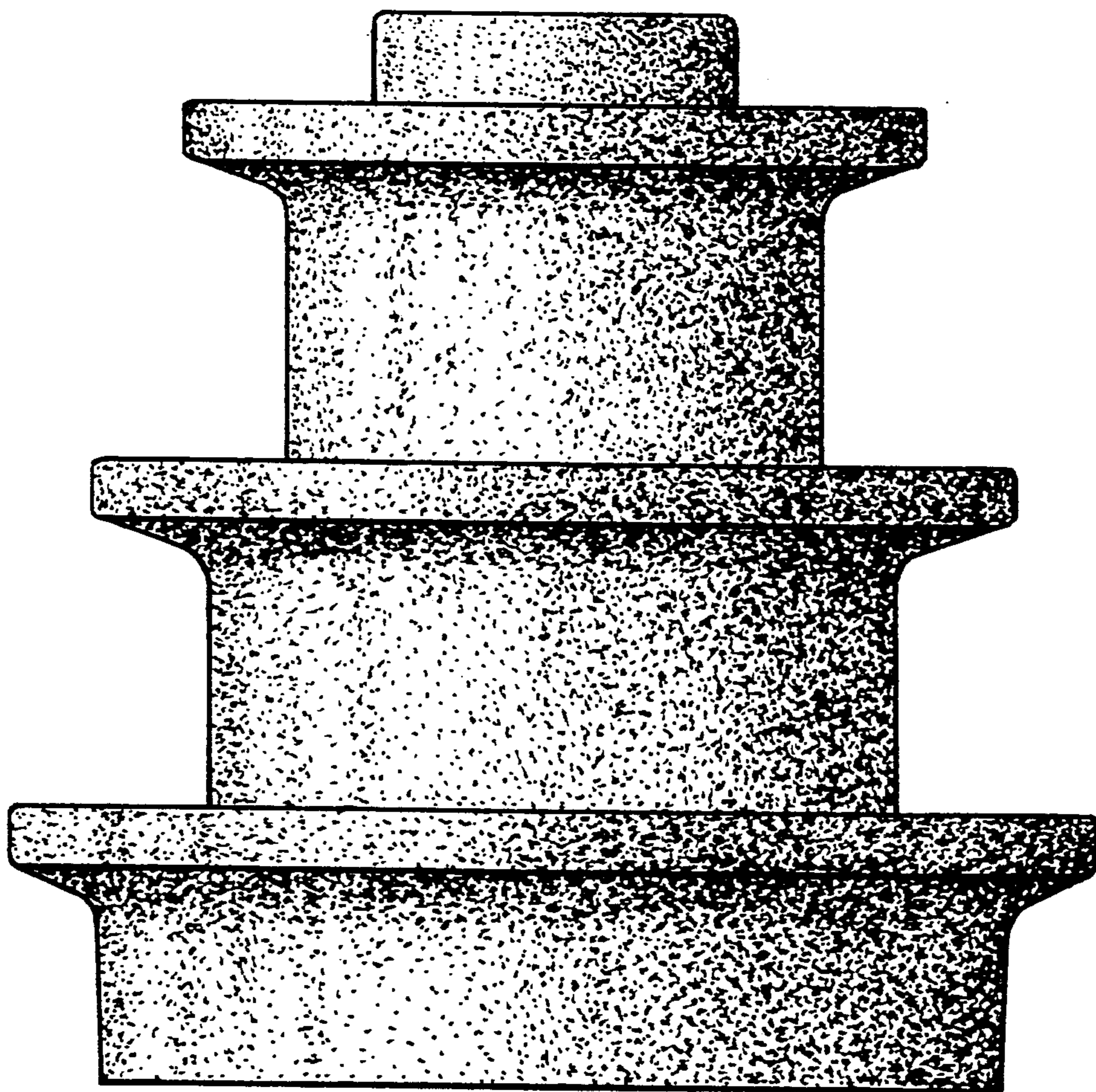
FIG. 1 is a perspective view of a fruit display stand or similar article showing my design;  
FIG. 2 is a side elevational view, the stand being the same in appearance throughout its periphery;  
FIG. 3 is a top plan view; and  
FIG. 4 is a bottom plan view thereof.



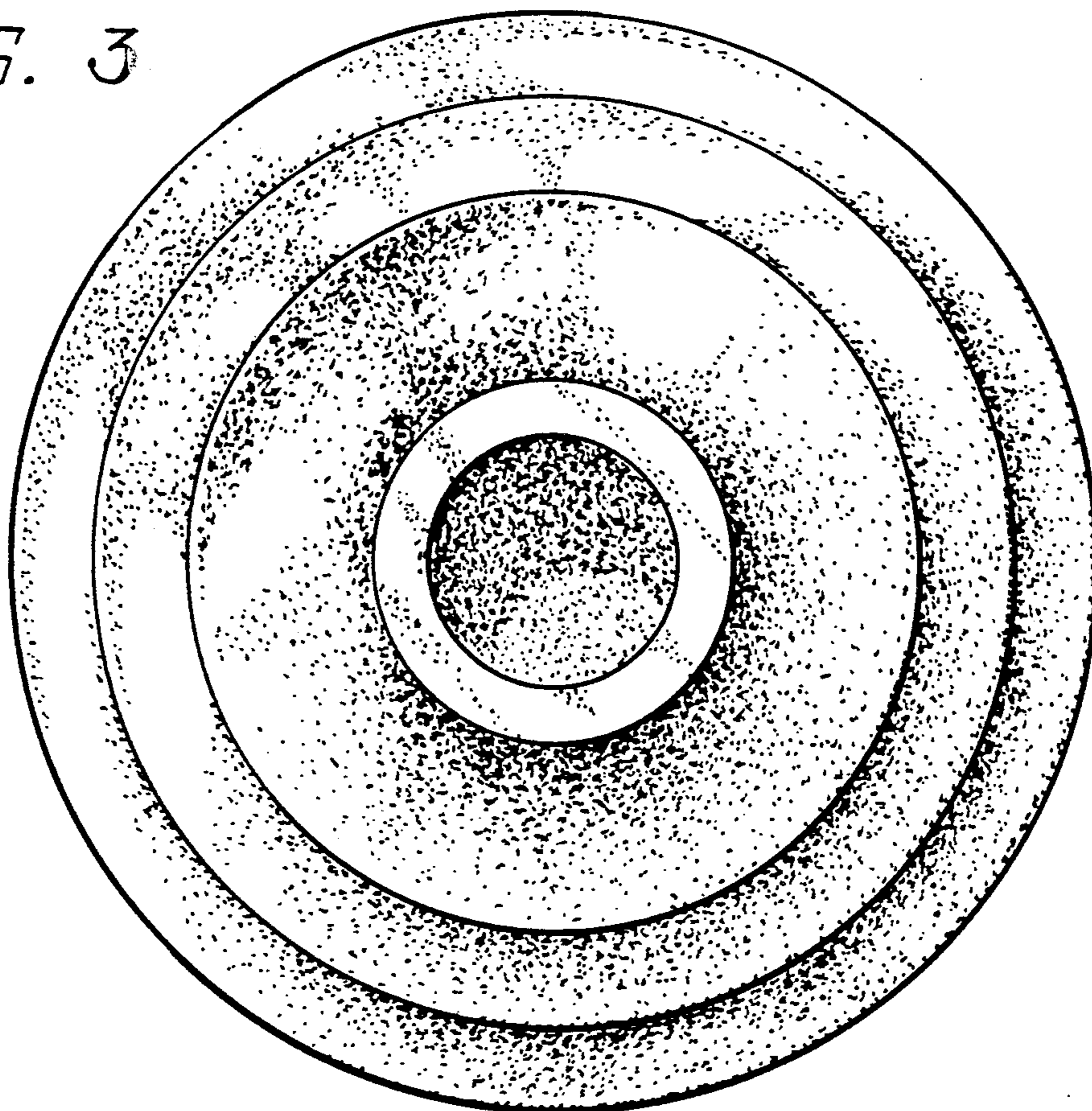
*FIG. 1*



*FIG. 2*



*FIG. 3*



*FIG. 4*

