

[54] BAG FOR GOLF BALLS AND TEES
[76] Inventors: Eric V. Nelson; Janet L. Nelson, both of 613 N. Washington, Dell Rapids, S. Dak. 57022

2,474,495 6/1949 Pollak 224/240 X
2,748,047 5/1956 Kuss 383/66
4,416,315 11/1983 Foley 224/229 X
4,418,733 2/1983 Kauman 383/907 X
4,887,912 2/1989 Stumpf 383/66

[**] Term: 14 Years

FOREIGN PATENT DOCUMENTS

[21] Appl. No.: 346,006

111240 5/1991 Norway 383/74
2094619 7/1982 United Kingdom 206/315.9

[22] Filed: May 1, 1989

[52] U.S. Cl. D3/104; D3/100; D3/106

Primary Examiner—Louis S. Zarfes
Assistant Examiner—M. N. Pandozzi
Attorney, Agent, or Firm—B. Craig Killough

[58] Field of Search D3/36, 106, 40, 74, D3/104, 100, 37; 383/84, 66, 86, 75, 907, 74; 224/901, 202, 253, 226, 191, 240, 229, 222, 148, 227, 718, 717, 252, 236, 911, 912, 192, 206, 917, 230, 904, 219; 206/315.9, 315.1; D21/204, 206, 234

[57] CLAIM

The ornamental design for a bag for golf balls and tees, as shown.

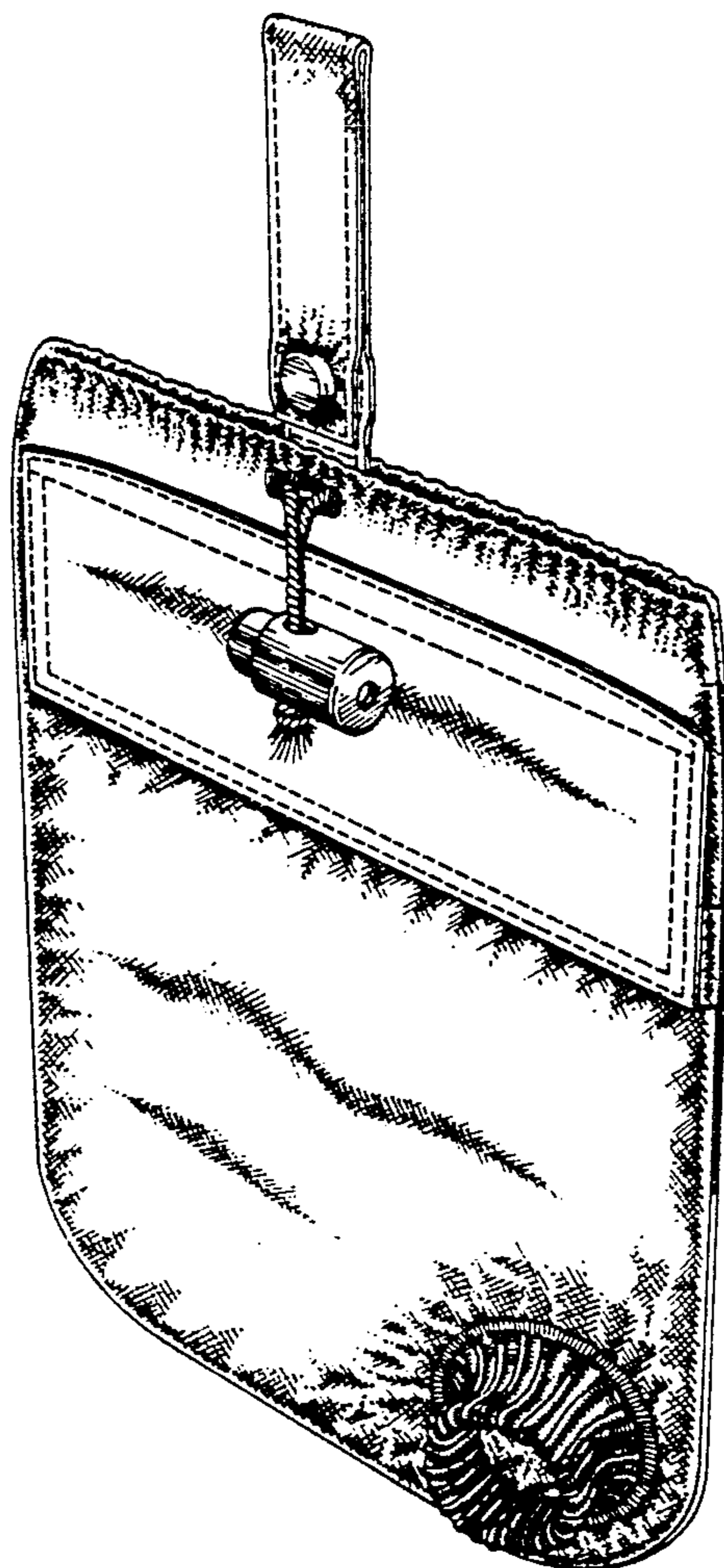
[56] References Cited

U.S. PATENT DOCUMENTS

367,996 8/1887 Nathan 224/226
2,302,802 11/1942 Roberts 206/315.9 X
2,415,132 2/1947 Greer D3/106 X
2,421,055 5/1947 Cowan 224/191 X

DESCRIPTION

FIG. 1 is a perspective view of a bag for golf balls and tees showing my new design;
FIG. 2 is a top plan view thereof;
FIG. 3 is a front elevational view thereof;
FIG. 4 is a right side elevational view thereof;
FIG. 5 is a rear elevational view thereof;
FIG. 6 is a left side elevational view thereof;
FIG. 7 is a bottom plan view thereof.



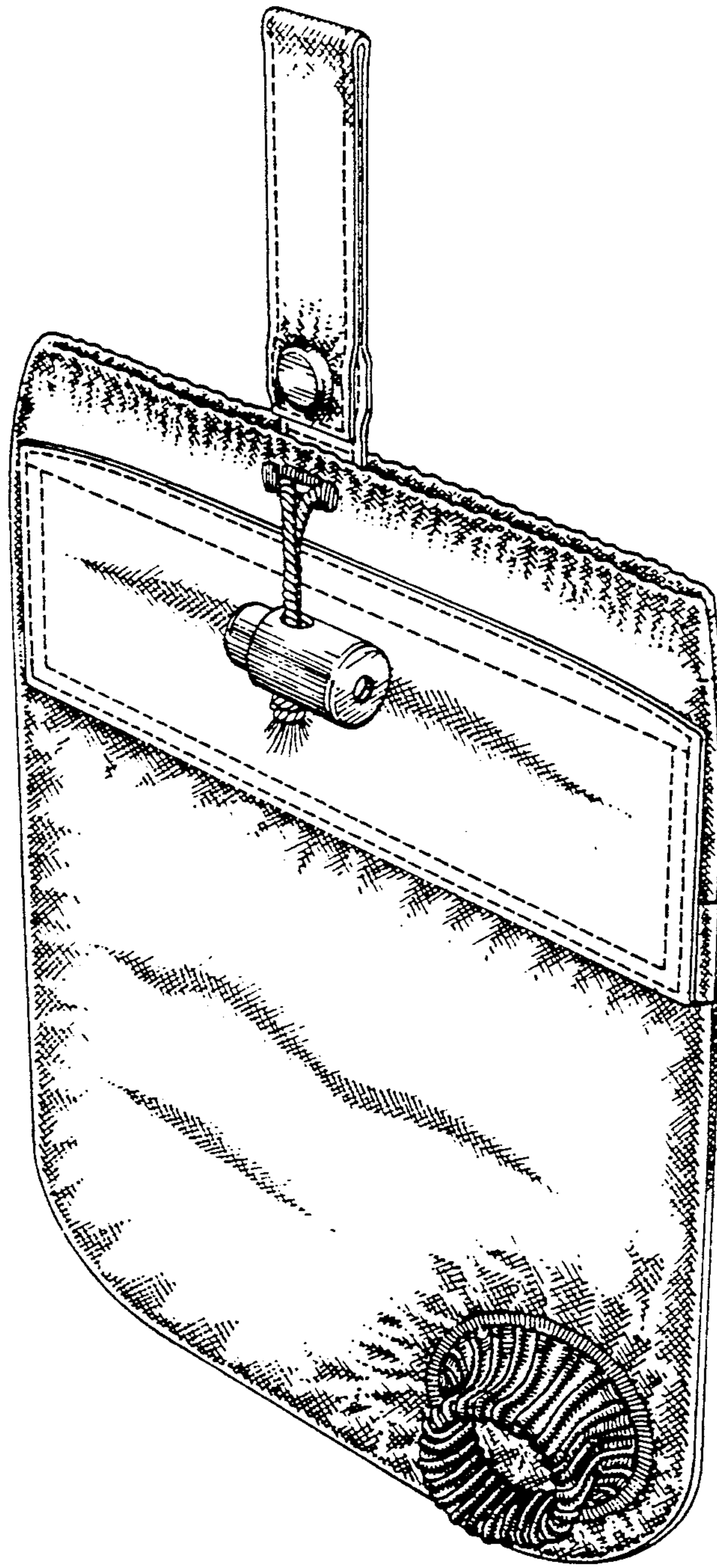


FIG A




FIG 2

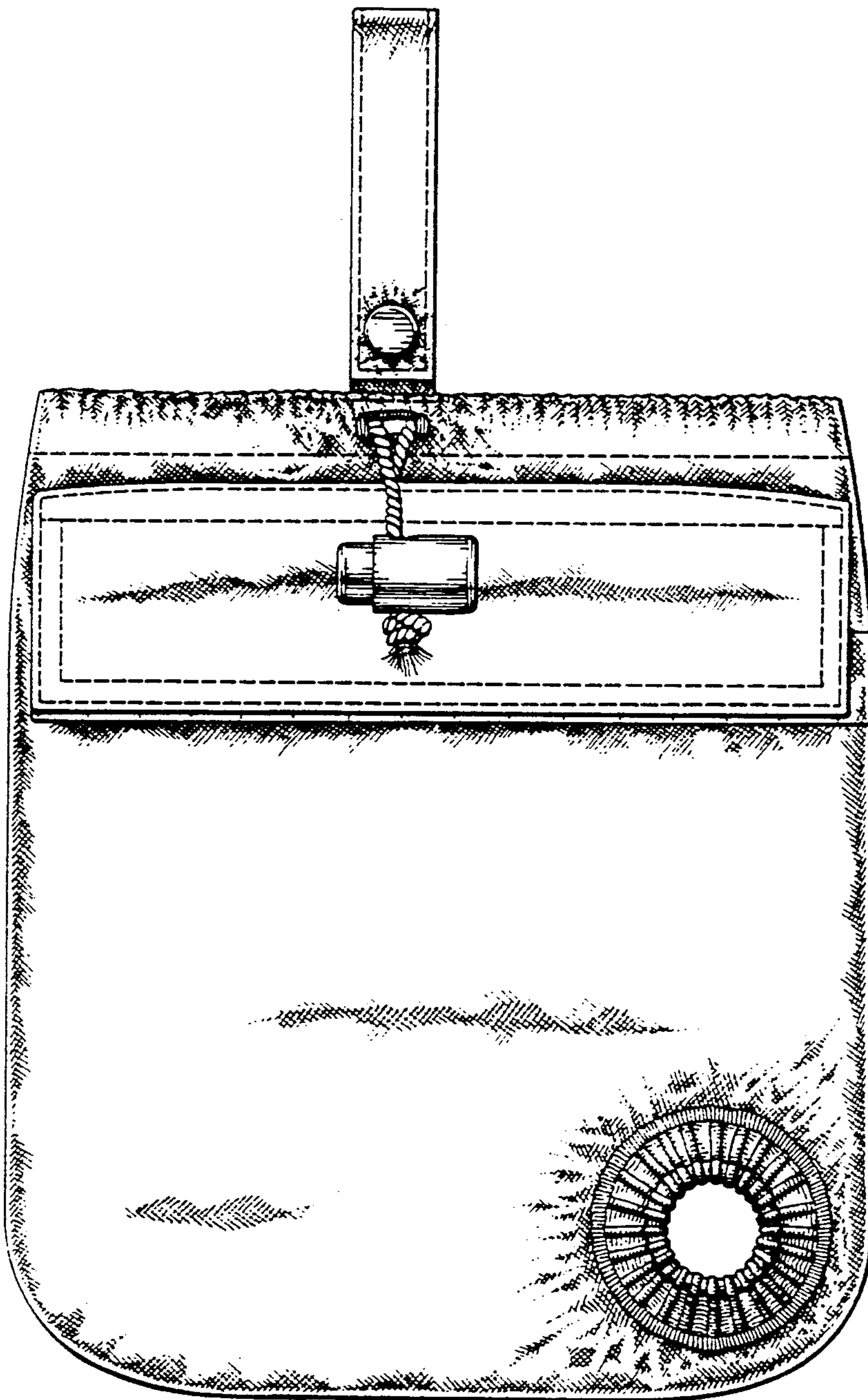


FIG 3

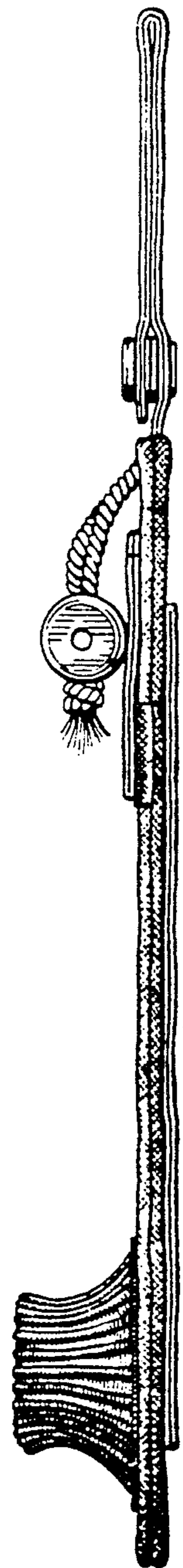


FIG 4




FIG 5




FIG 6

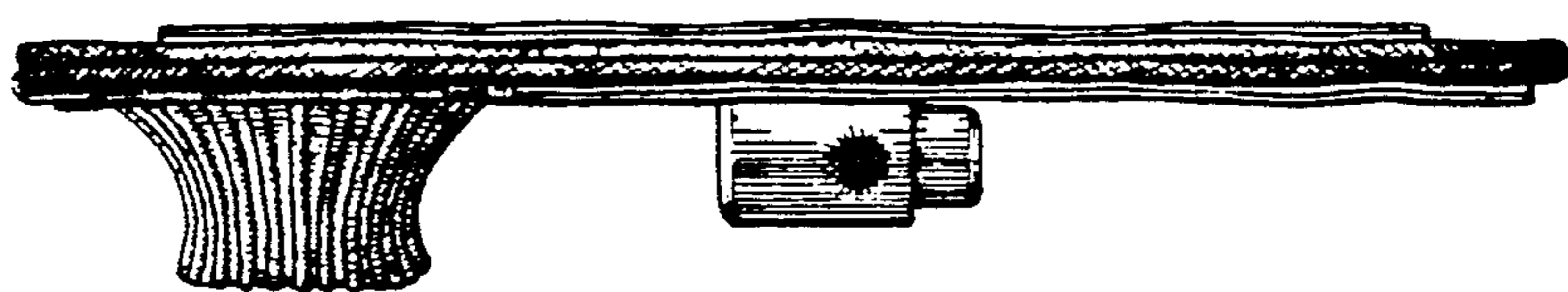


FIG 7