

[54] ACCESSORY CASE OR THE LIKE  
[75] Inventor: William L. King, Denver, Colo.  
[73] Assignee: Samsonite Corporation, Denver, Colo.  
[\*\*] Term: 14 Years  
[21] Appl. No.: 313,779  
[22] Filed: Feb. 22, 1989  
[52] U.S. Cl. .... D3/50  
[58] Field of Search ..... D3/30.1, 30.5, 35, 104, D3/39, 42, 48, 50, 52, 71, 76, 77, 99; 190/6, 100, 109, 107, 111, 117; 383/15, 38, 41, 42; 206/581


[56] References Cited  
U.S. PATENT DOCUMENTS  
D. 132,604 6/1942 Russell ..... D3/76 X  
D. 268,304 3/1983 Schimmel ..... D3/52 X  
3,830,348 8/1974 Ohyama ..... 190/107


OTHER PUBLICATIONS  
Luggage & Leather Goods, 1975, Element B, Handbag.  
Luggage & Leather Goods, 1975, Element A Handbag, p. 28.

Luggage & Leather Goods, 1975, Element C, Luggage rear cover.  
Primary Examiner—Wallace R. Burke  
Assistant Examiner—P. Schmidt  
Attorney, Agent, or Firm—Gregory W. O'Connor

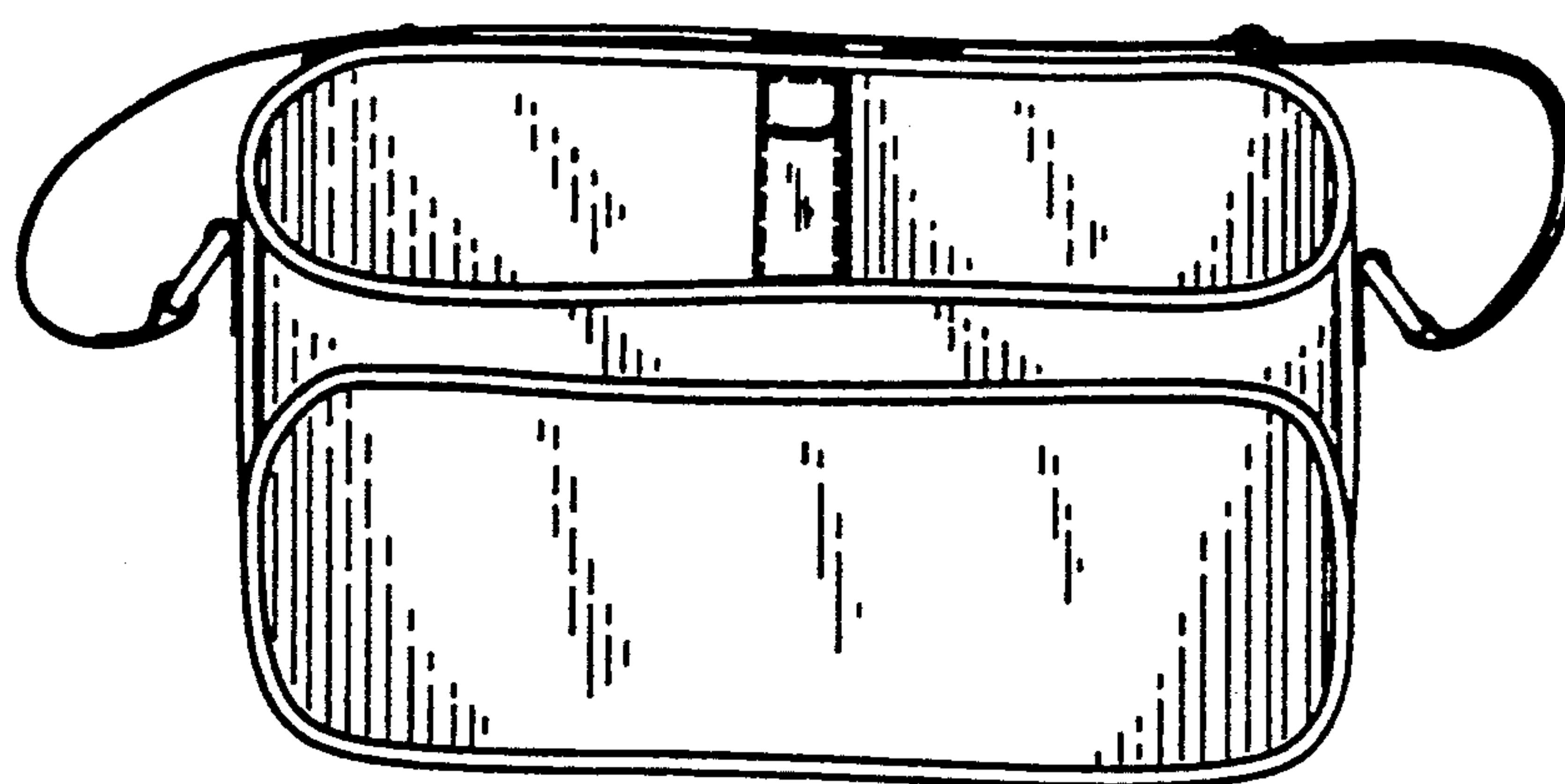
[57] CLAIM  
The ornamental design for an accessory case or the like, as shown and described.

DESCRIPTION  
FIG. 1 is a perspective view of an accessory case or the like showing my new design;  
FIG. 2 is a front elevational view thereof;  
FIG. 3 is a rear elevational view thereof;  
FIG. 4 is a side elevational view thereof, the opposite side being a mirror image thereof;  
FIG. 5 is a top plan view thereof;  
FIG. 6 is a perspective view thereof, showing the front top flap in an open configuration;  
FIG. 7 is a front elevational view of that shown in FIG. 6;  
FIG. 8 is a side elevational view of that shown in FIG. 6, the opposite side being a mirror image thereof; and  
FIG. 9 is a top plan view thereof.  
The broken lines shown in FIGS. 1, 2, 3, 4, 5, and 8 represent conventional stitching.

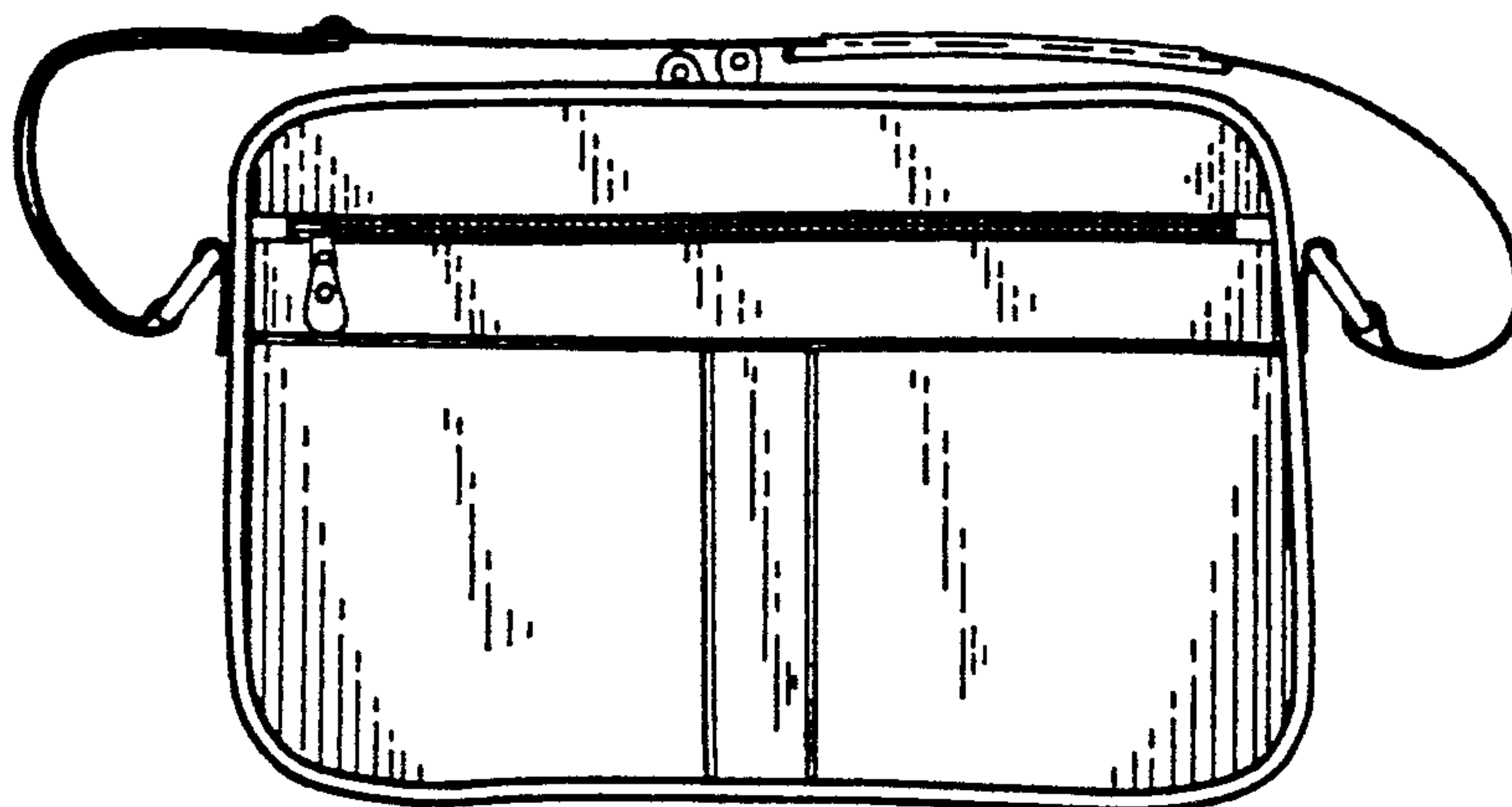





*Fig. 1*




*Fig. 2*




*Fig. 3*



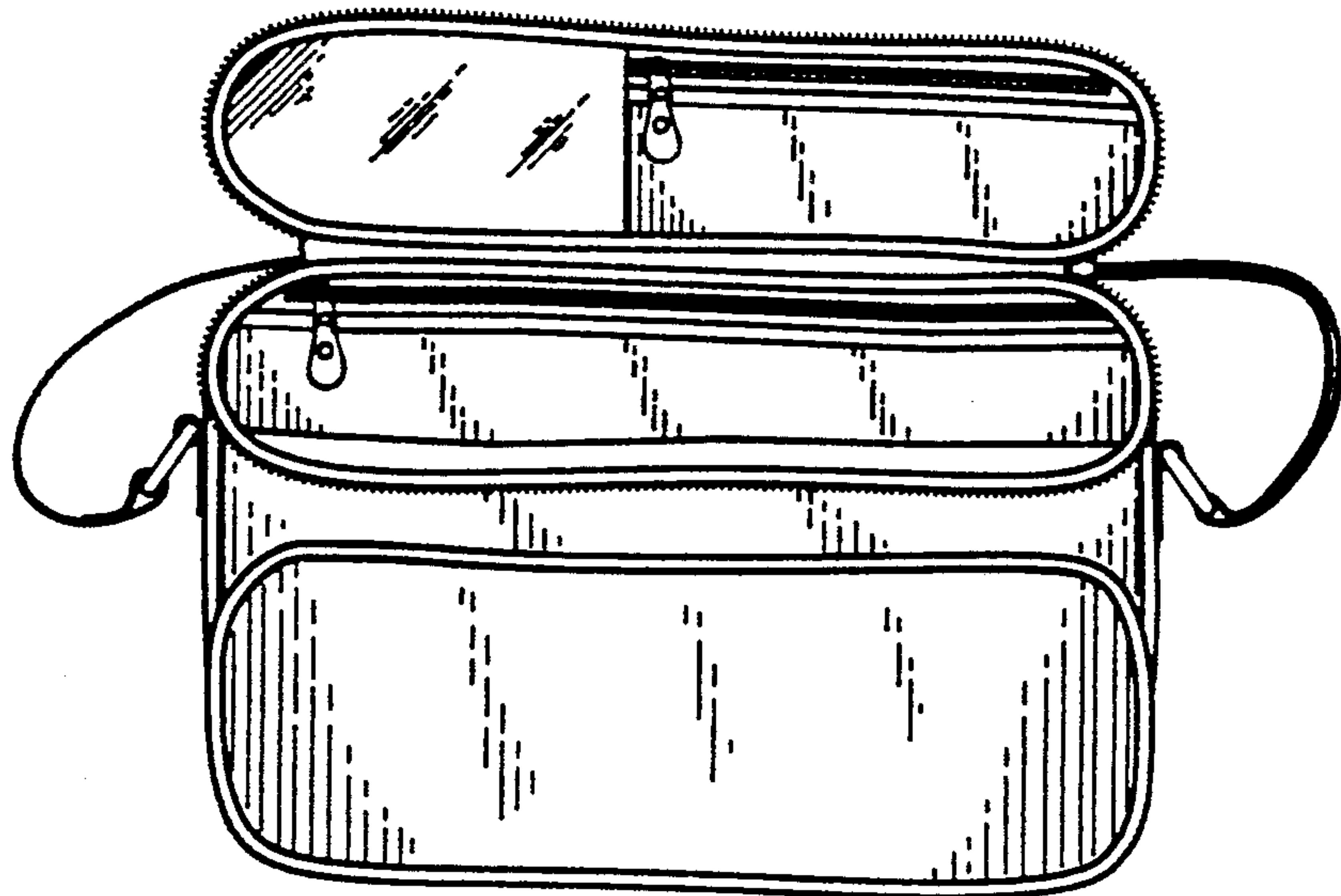
*Fig. 4*




*Fig. 5*



*Fig. 6*

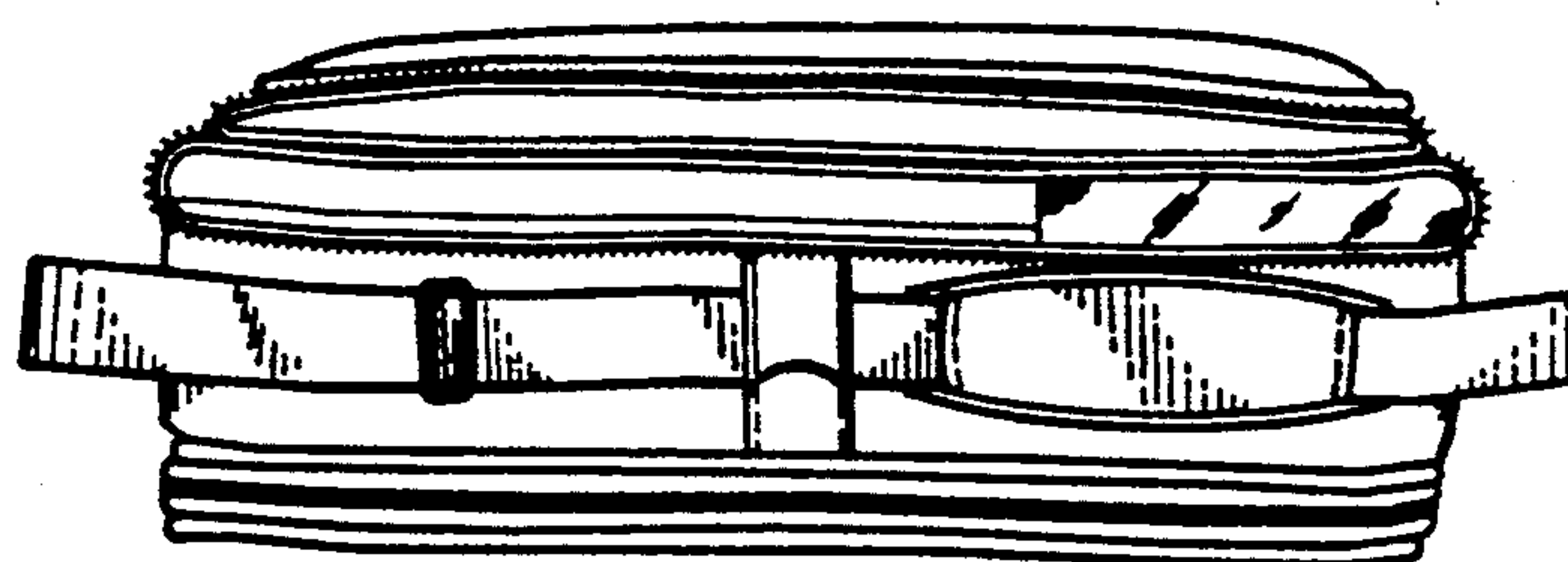


*Fig. 7*



*Fig. 8*





*Fig. 9*