

[54] BELT

[76] Inventor: David F. Dauterive, 510 Fulton, Apt. A, New Iberia, La. 70560

[\*\*] Term: 14 Years

[21] Appl. No.: 138,674

[22] Filed: Dec. 28, 1987

[52] U.S. Cl. .... D2/627

[58] Field of Search .... D29/10-11, D29/99; D2/624-627, 634-637, 639-640; 2/93, 300, 302, 305, 310-312, 315, 318-319, 321-323, 326-328, 331-332, 336, 338, 340; D11/216

[56] References Cited

U.S. PATENT DOCUMENTS

D. 55,056	5/1920	Knothe	.....	D2/627
D. 90,632	9/1933	Silverman	.....	D2/627
D. 234,548	3/1975	Stahel	.....	D11/216
3,378,895	4/1968	Eberhart	.....	D11/216
4,377,888	3/1983	Ikesue	.....	D11/216
4,799,709	1/1989	Francois	.....	2/311

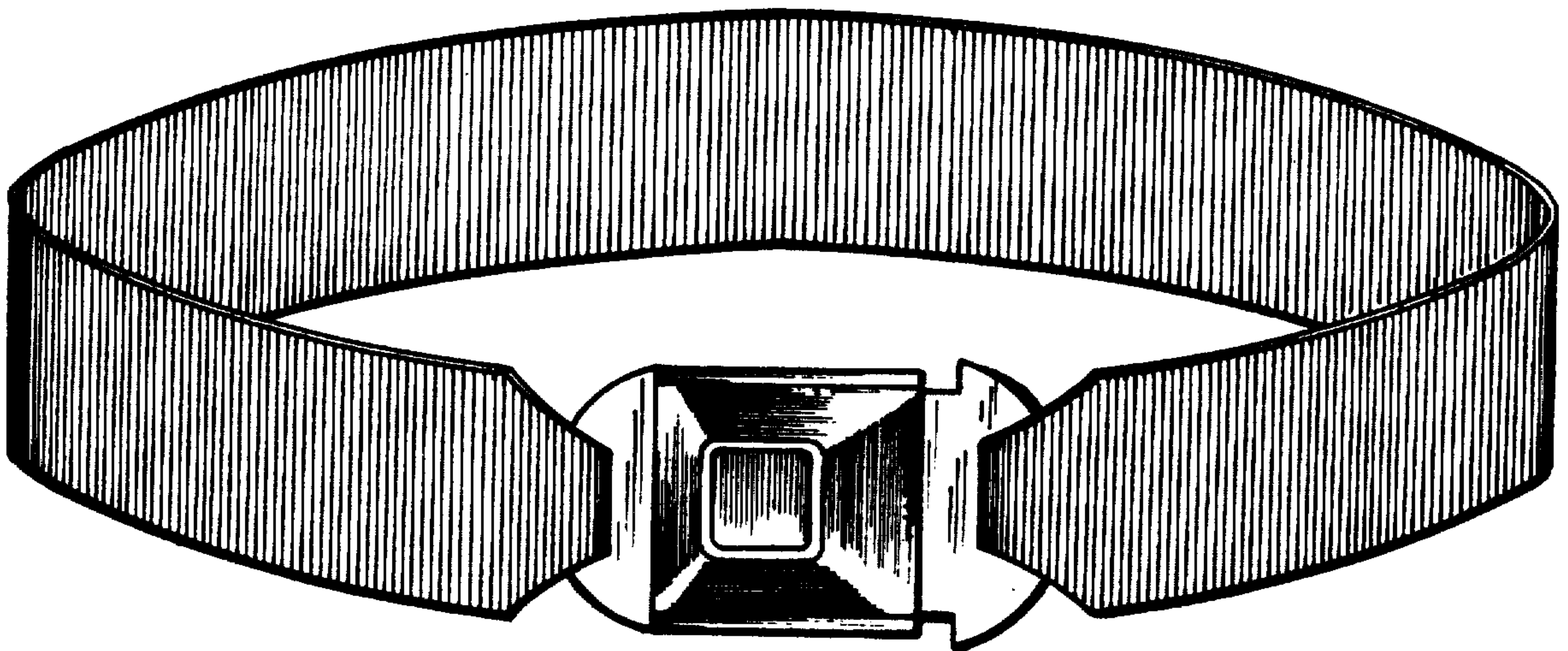
Primary Examiner—A. Hugo Word  
Assistant Examiner—Doris V. Coles  
Attorney, Agent, or Firm—Keaty & Keaty

[57] CLAIM

The ornamental design for a belt, as shown.

DESCRIPTION

FIG. 1 is a front elevational view of a belt, showing my new design;  
FIG. 2 is a rear elevational view thereof;  
FIG. 3 is a side elevational view, the opposite side being a mirror image thereof;  
FIG. 4 is a perspective view thereof;  
FIG. 5 is a front elevational view of a second embodiment;  
FIG. 6 is a rear elevational view thereof;  
FIG. 7 is a side elevational view, the opposite side being a mirror image thereof;  
FIG. 8 is a perspective view thereof;  
FIG. 9 is a front elevational view of a third embodiment;  
FIG. 10 is a rear elevational view thereof;  
FIG. 11 is a side elevational view, the opposite side being a mirror image thereof;  
FIG. 12 is a perspective view of thereof;  
FIG. 13 is a front elevational view of a fourth embodiment;  
FIG. 14 is a rear elevational view thereof;  
FIG. 15 is a side elevational view, the opposite side being a mirror image thereof; and  
FIG. 16 is a perspective view thereof.






FIG. 1




FIG. 2




FIG. 3

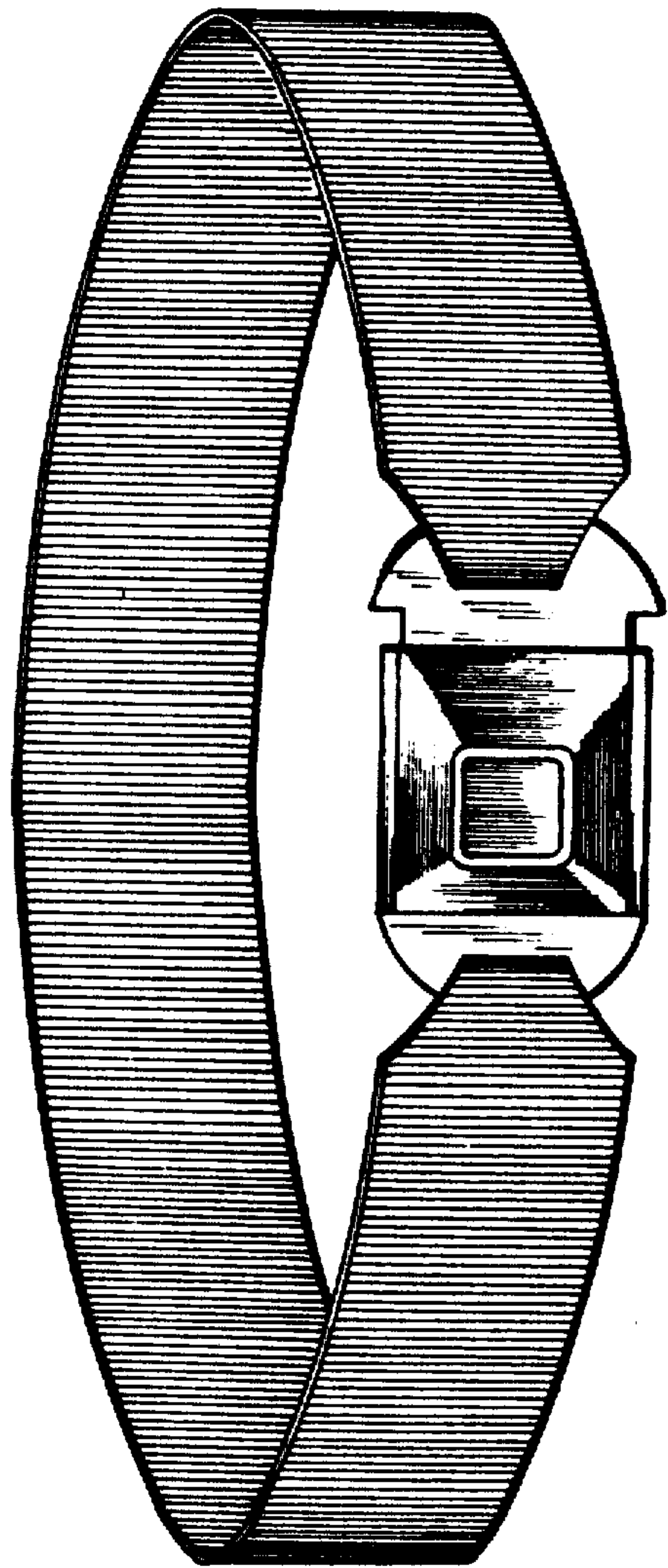


FIG. 4






FIG. 5




FIG. 6




FIG. 7

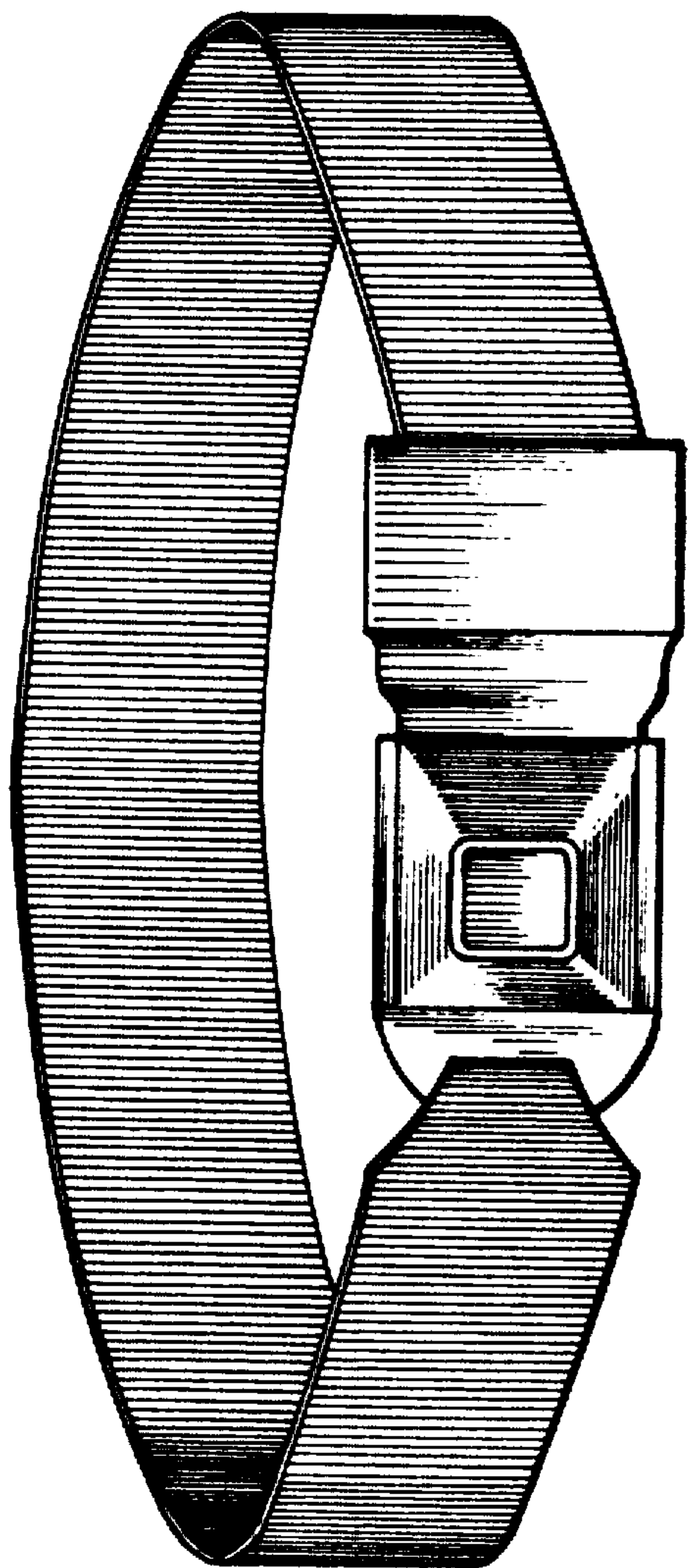


FIG. 8

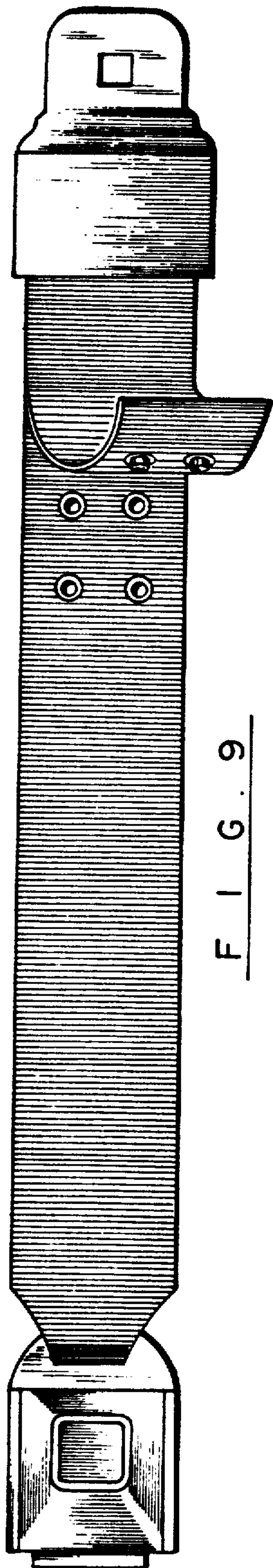


FIG. 9




FIG. 10

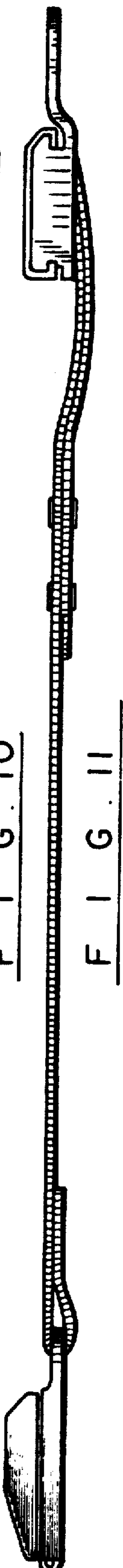


FIG. 11

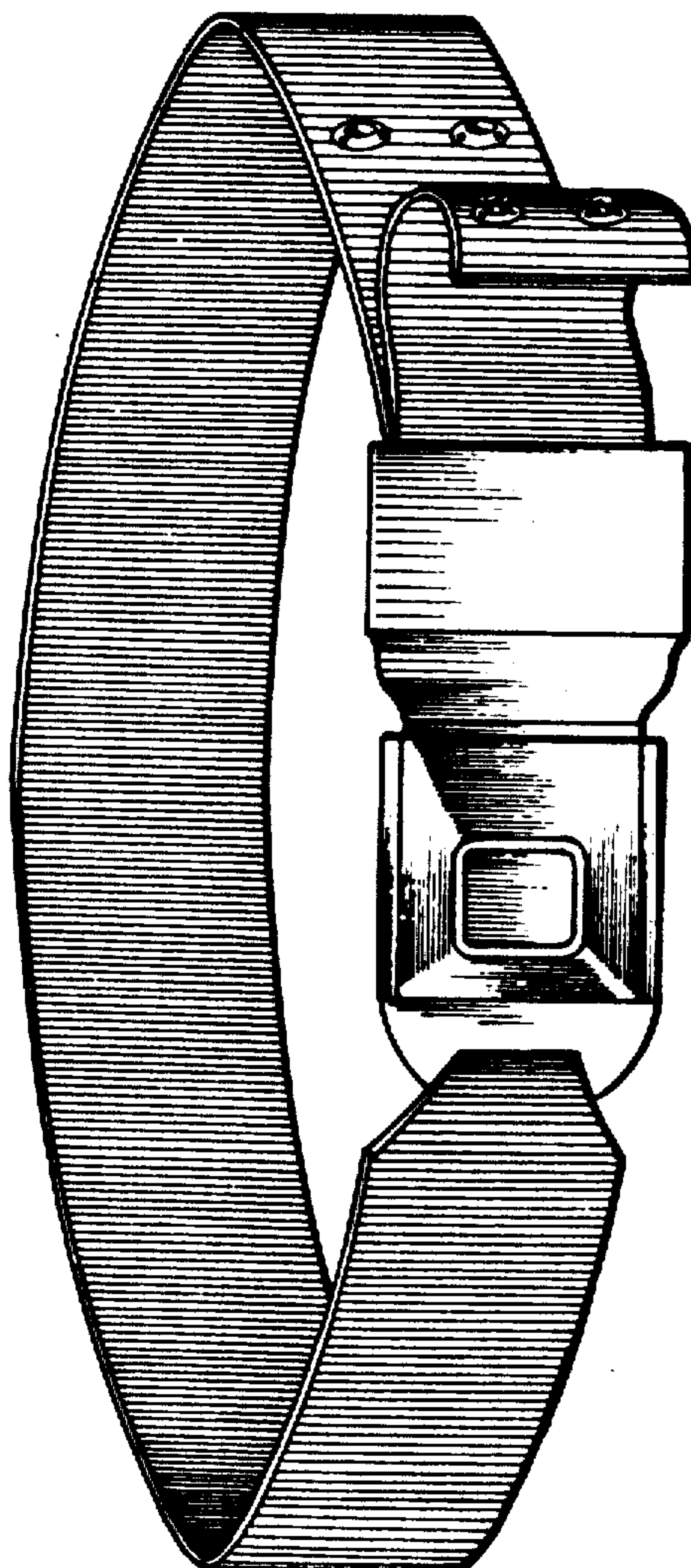


FIG. 12






FIG. 13




FIG. 14




FIG. 15

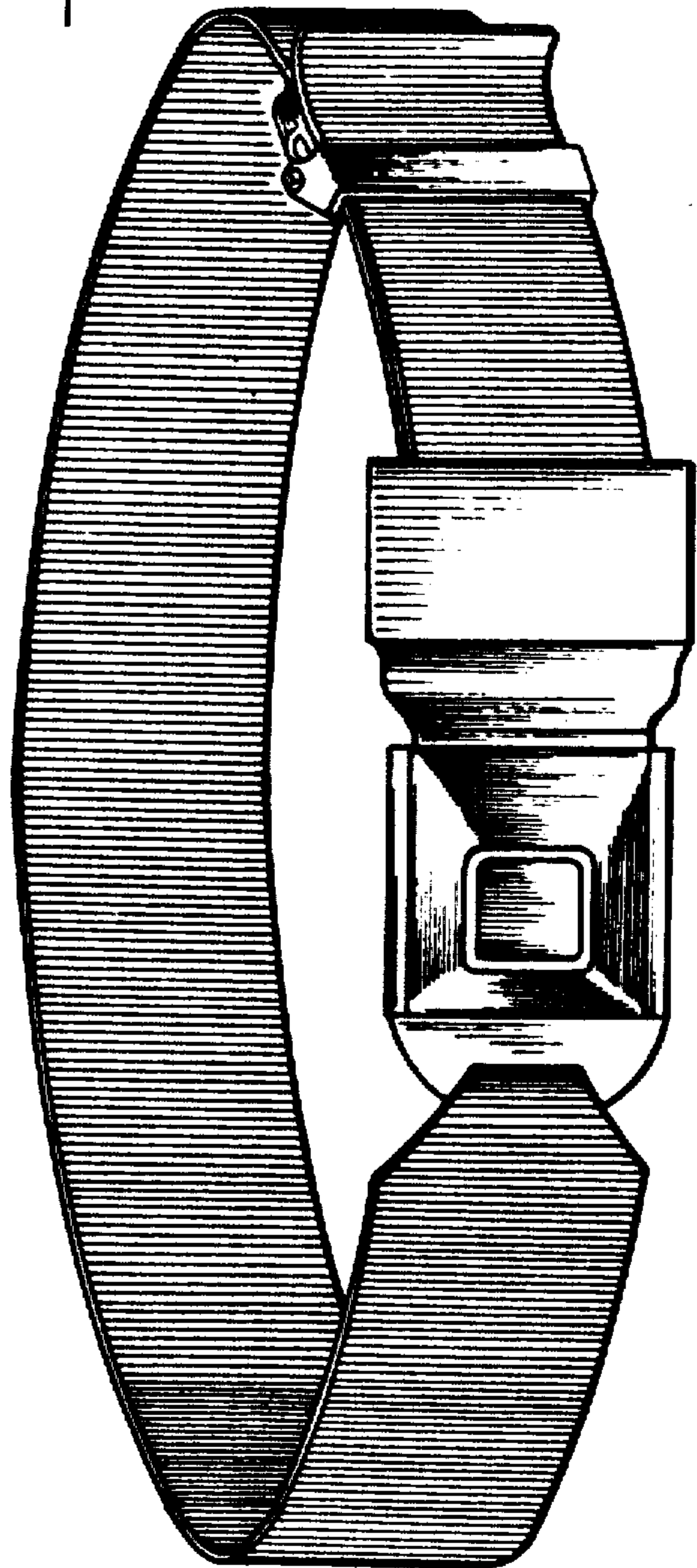


FIG. 16