

[54] **SHOE SOLE**

[75] **Inventor:** Malcolm G. Blissett, Grand Rapids, Mich.

[73] **Assignee:** Wolverine World Wide, Inc., Rockford, Mich.

[**] **Term:** 14 Years

[21] **Appl. No.:** 549,718

[22] **Filed:** Jul. 9, 1990

[52] **U.S. Cl.** D2/320

[58] **Field of Search** D2/264, 265, 270, 274, D2/308-314, 317-322; 36/25 R, 28, 29, 32 R, 43, 44, 59 R, 59 C, 112-116, 132, 136

[56] **References Cited**

U.S. PATENT DOCUMENTS

| | | | | |
|------------|---------|----------|-------|--------|
| D. 125,433 | 2/1941 | Starner | | D2/320 |
| D. 262,158 | 12/1981 | Bartneck | | D2/319 |
| D. 282,123 | 1/1986 | Davis | | D2/320 |
| D. 297,384 | 8/1988 | Miller | | D2/270 |

Primary Examiner—Louis S. Zarfes
Attorney, Agent, or Firm—Price, Heneveld, Cooper, DeWitt & Litton

[57] **CLAIM**

The ornamental design for a shoe sole, as shown and described.

DESCRIPTION

FIG. 1 is a bottom perspective view of a shoe sole showing my new design;

FIG. 2 is a front elevational view thereof; and

FIG. 3 is a rear elevational view thereof;

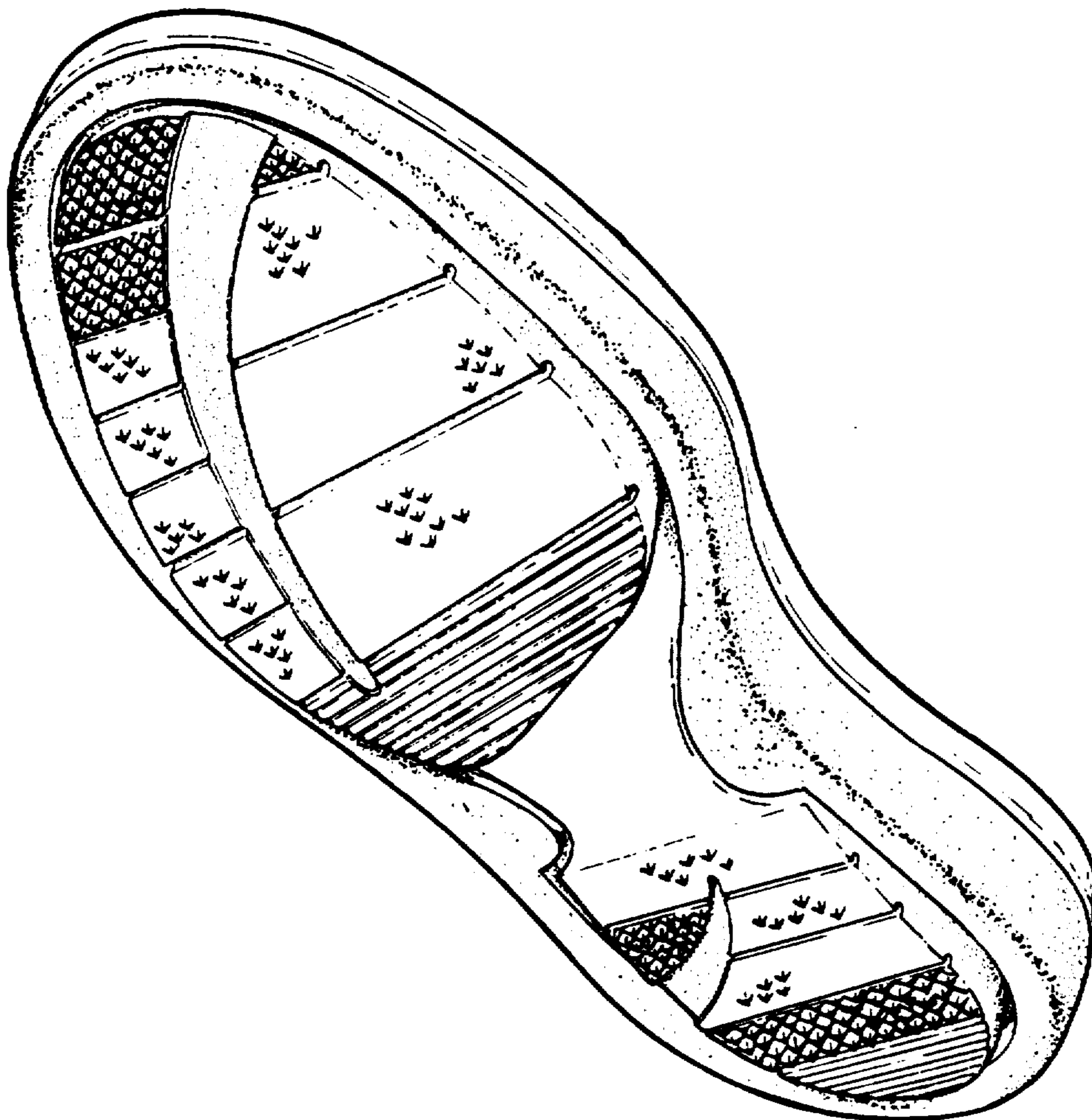
FIG. 4 is a bottom plan view thereof;

FIG. 5 is a side elevational view of the lateral side thereof;

FIG. 6 is a side elevational view of the medial side thereof.

The upper surface thereof is plain.

For ease of illustration the continuous pyramidal tread grid pattern has been shown only partially on some of the treads in FIGS. 1 and 4.



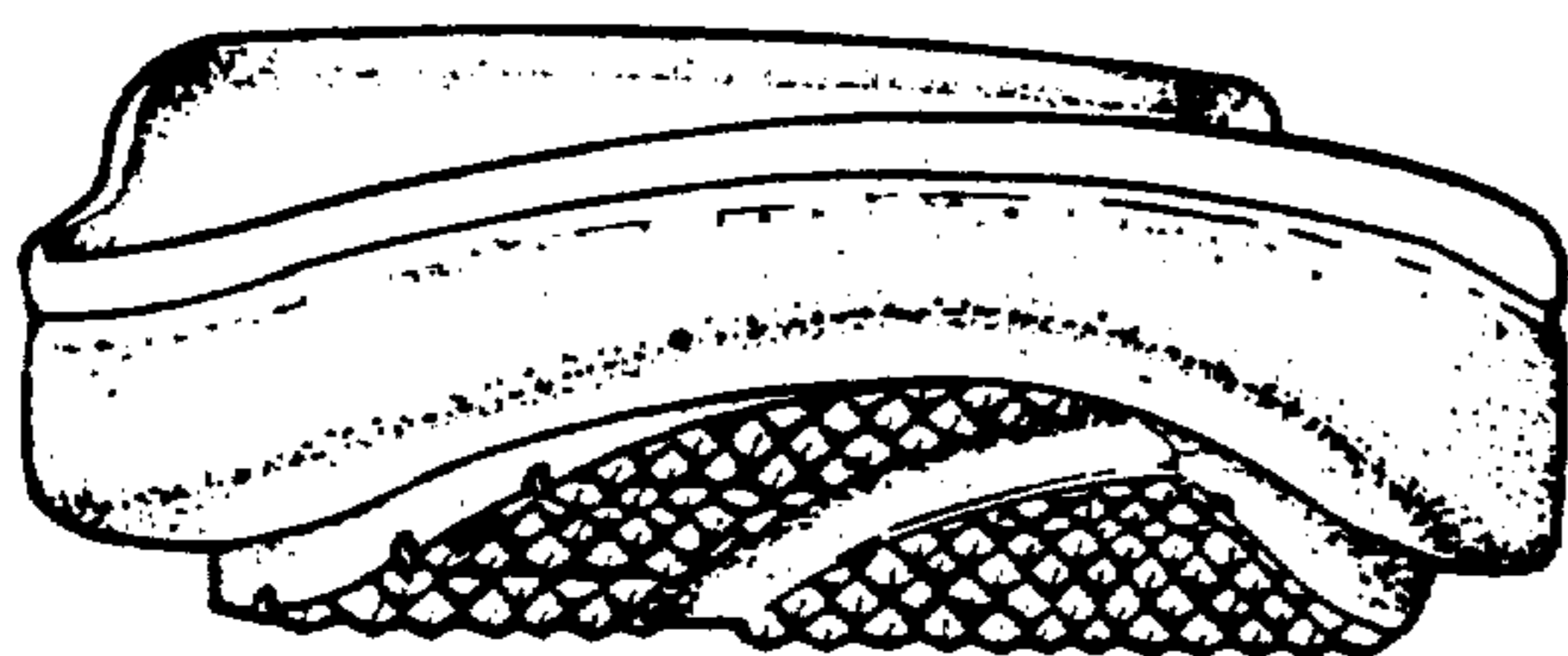


FIG. 2




FIG. 3

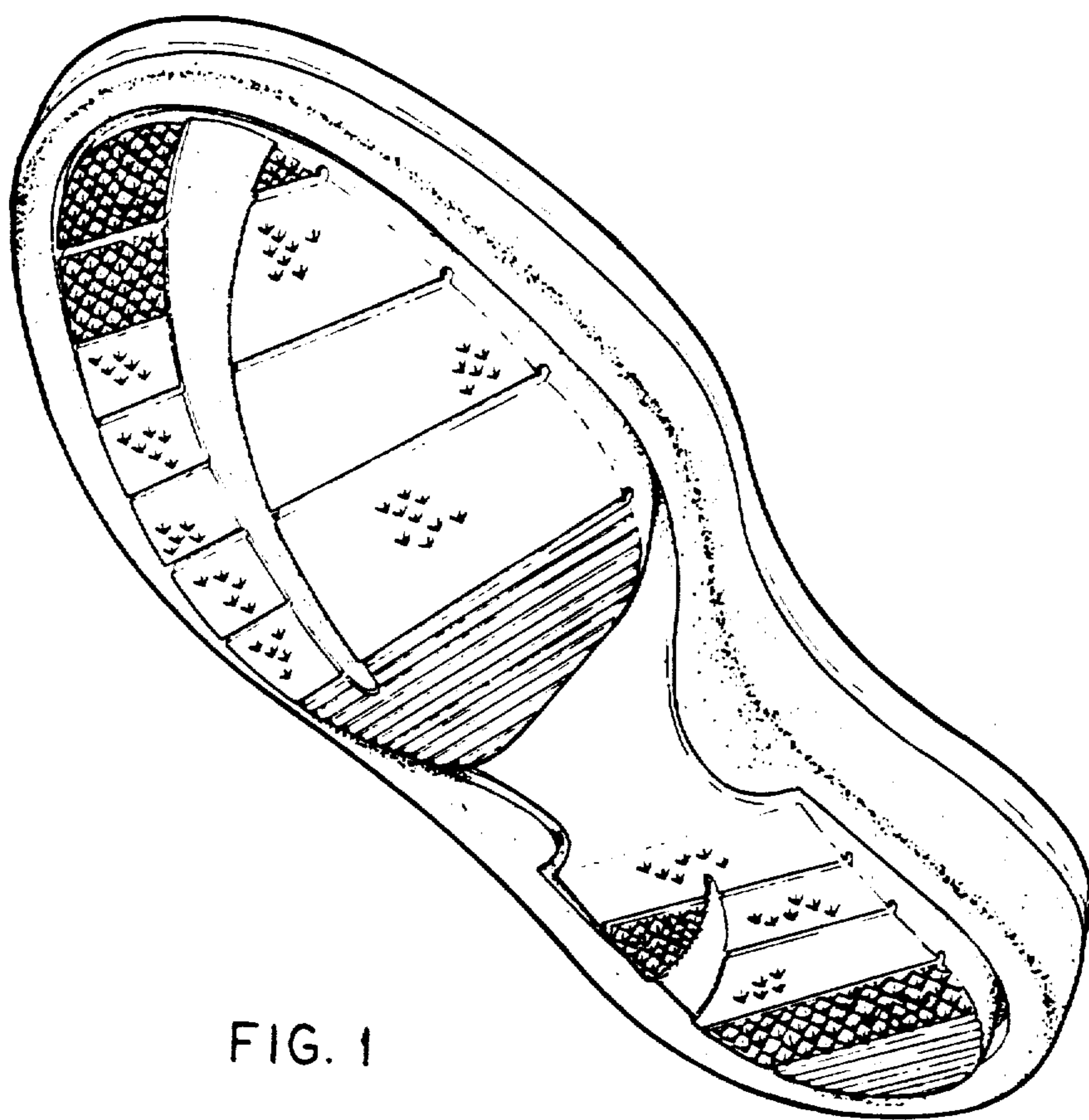


FIG. 1

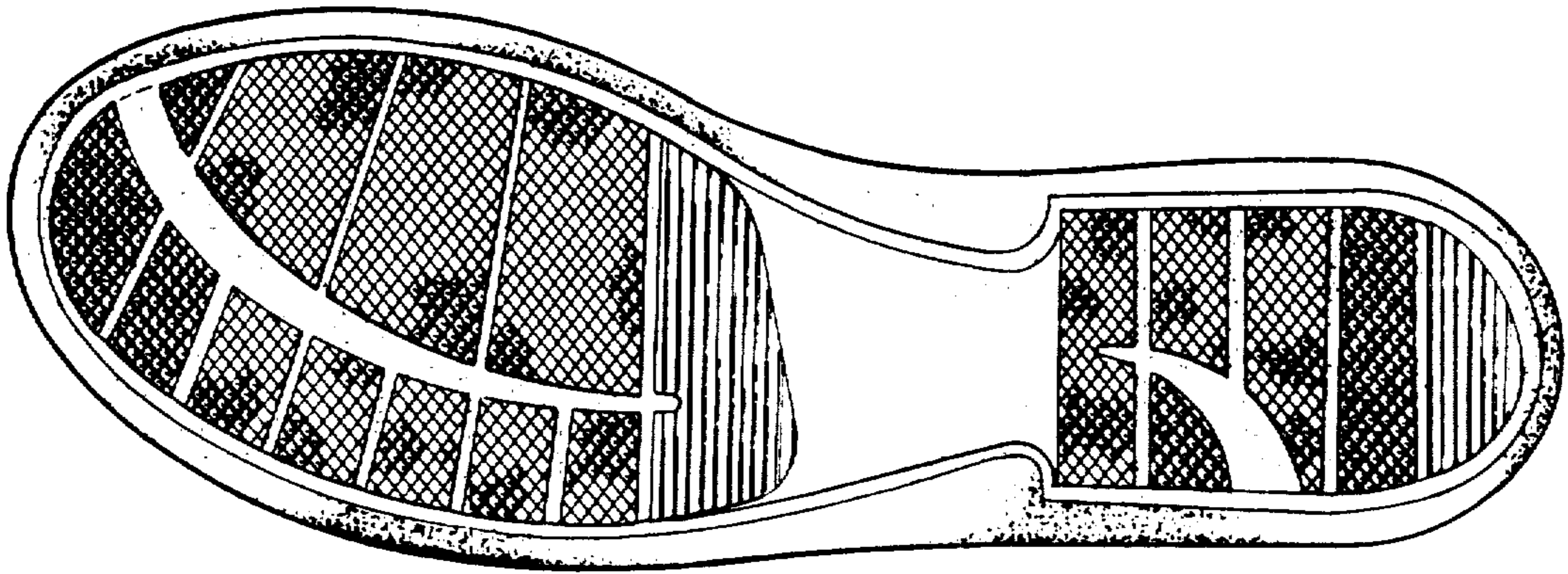


FIG. 4



FIG. 5



FIG. 6