

[54] **SHOE PROTECTOR**  
 [76] **Inventor: Stephan G. Irons, 3320 Bales, Kansas City, Mo. 64126**  
 [\*\*] **Term: 14 Years**  
 [21] **Appl. No.: 265,477**  
 [22] **Filed: Nov. 1, 1988**  
 [52] **U.S. Cl. .... D2/277; D2/314**  
 [58] **Field of Search .... D2/264, 265, 271, 277, D2/314, 317; 36/8.3, 77 R, 71.5, 72 R, 72 B, 75, 42, 100, 101, 107, 132, 136**

|           |         |            |        |
|-----------|---------|------------|--------|
| 4,103,440 | 8/1978  | Lawrence   | 36/101 |
| 4,114,296 | 9/1978  | Smith      | 36/101 |
| 4,267,650 | 5/1981  | Bauer      | 36/101 |
| 4,279,083 | 7/1981  | Dilg       | 36/101 |
| 4,377,042 | 3/1983  | Bauer      | 36/101 |
| 4,445,287 | 5/1984  | Garcia     | 36/106 |
| 4,489,510 | 12/1984 | Williams   | 36/103 |
| 4,704,810 | 11/1987 | Massingale | 36/130 |
| 4,713,895 | 12/1987 | Vallieres  | 36/1.5 |

*Primary Examiner—Louis S. Zarfaz*  
*Attorney, Agent, or Firm—Litman, McMahon & Brown*

[56] **References Cited**  
**U.S. PATENT DOCUMENTS**

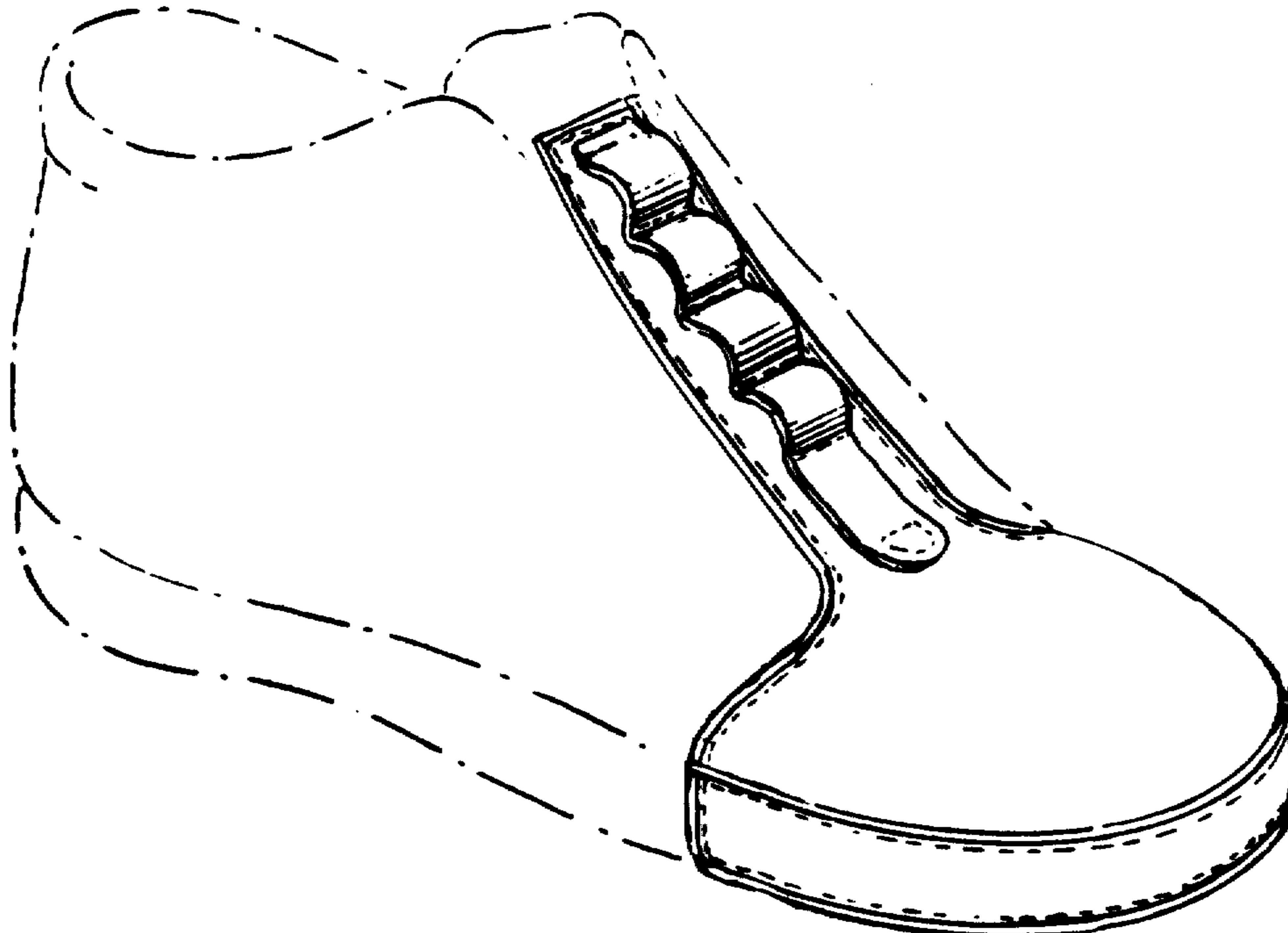
|           |         |                 |          |
|-----------|---------|-----------------|----------|
| 449,416   | 3/1891  | Howland         | D2/317 X |
| 2,013,700 | 9/1935  | Savale          | 36/100 X |
| 2,200,080 | 5/1940  | Fein            | 36/101   |
| 2,261,125 | 11/1941 | McFeely         | 36/101   |
| 2,419,390 | 4/1947  | Chertok         | 36/72 R  |
| 2,747,303 | 5/1956  | Abrahams        | 36/72 R  |
| 3,119,191 | 1/1964  | Vitzthum        | 36/100 X |
| 3,221,421 | 12/1965 | Liebmann et al. | 36/100   |
| 3,270,442 | 9/1966  | Liebman et al.  | 36/100   |
| 3,494,053 | 2/1970  | Kennedy         | 36/100   |
| 3,686,779 | 8/1972  | Sachs           | 36/101   |

[57] **CLAIM**

The ornamental design of a shoe protector, as shown.

**DESCRIPTION**

FIG. 1 is a perspective view of the shoe protector showing my new design, the broken line showing of a shoe being for illustrative purposes only and forms no part of the claimed design.  
 FIG. 2 is a top plan view thereof;  
 FIG. 3 is a front elevational view thereof;  
 FIG. 4 is a side elevational view thereof, the opposite side being a mirror image.  
 The bottom and rear of the shoe protector are plain and unornamented.



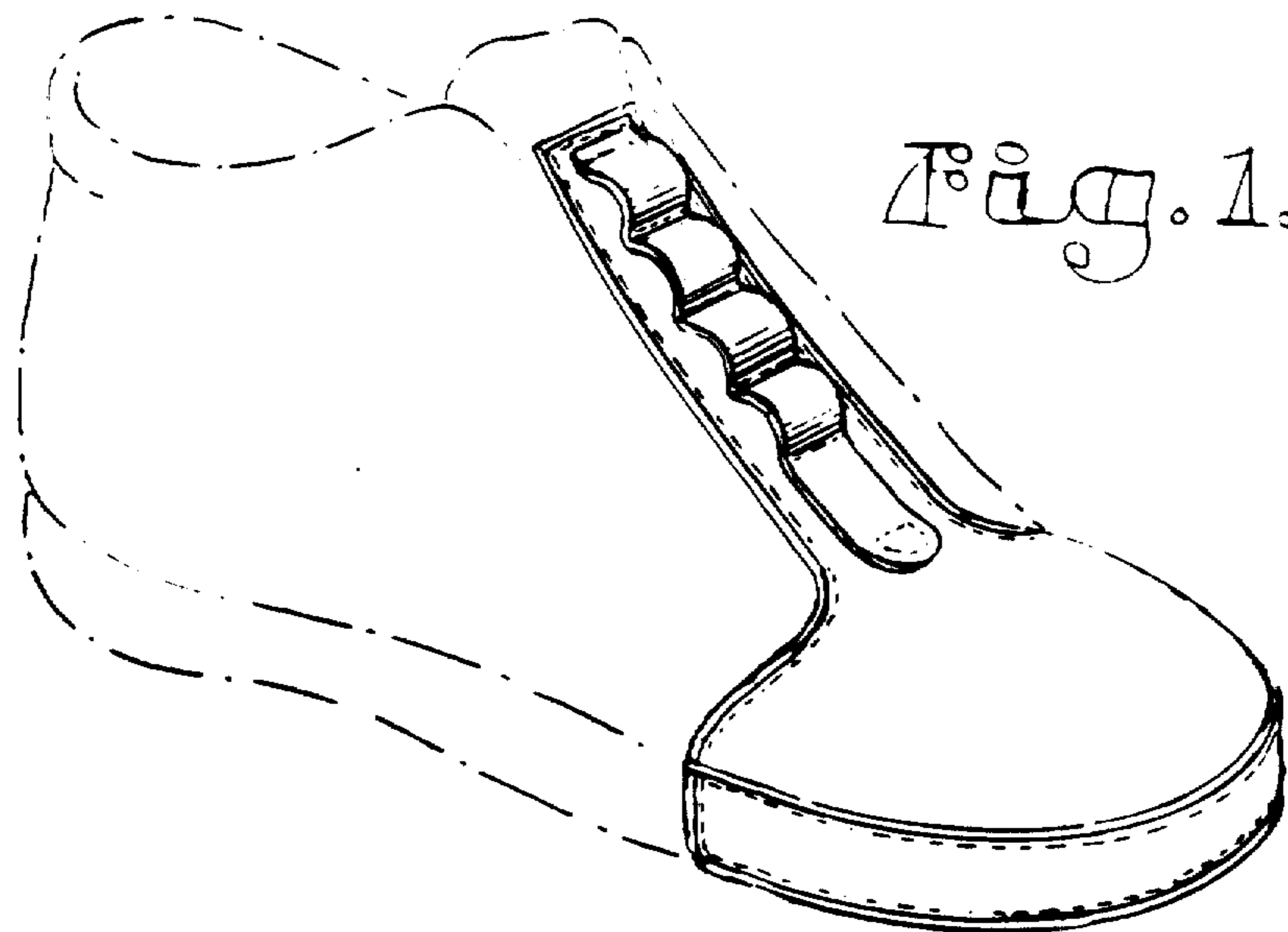


Fig. 1.

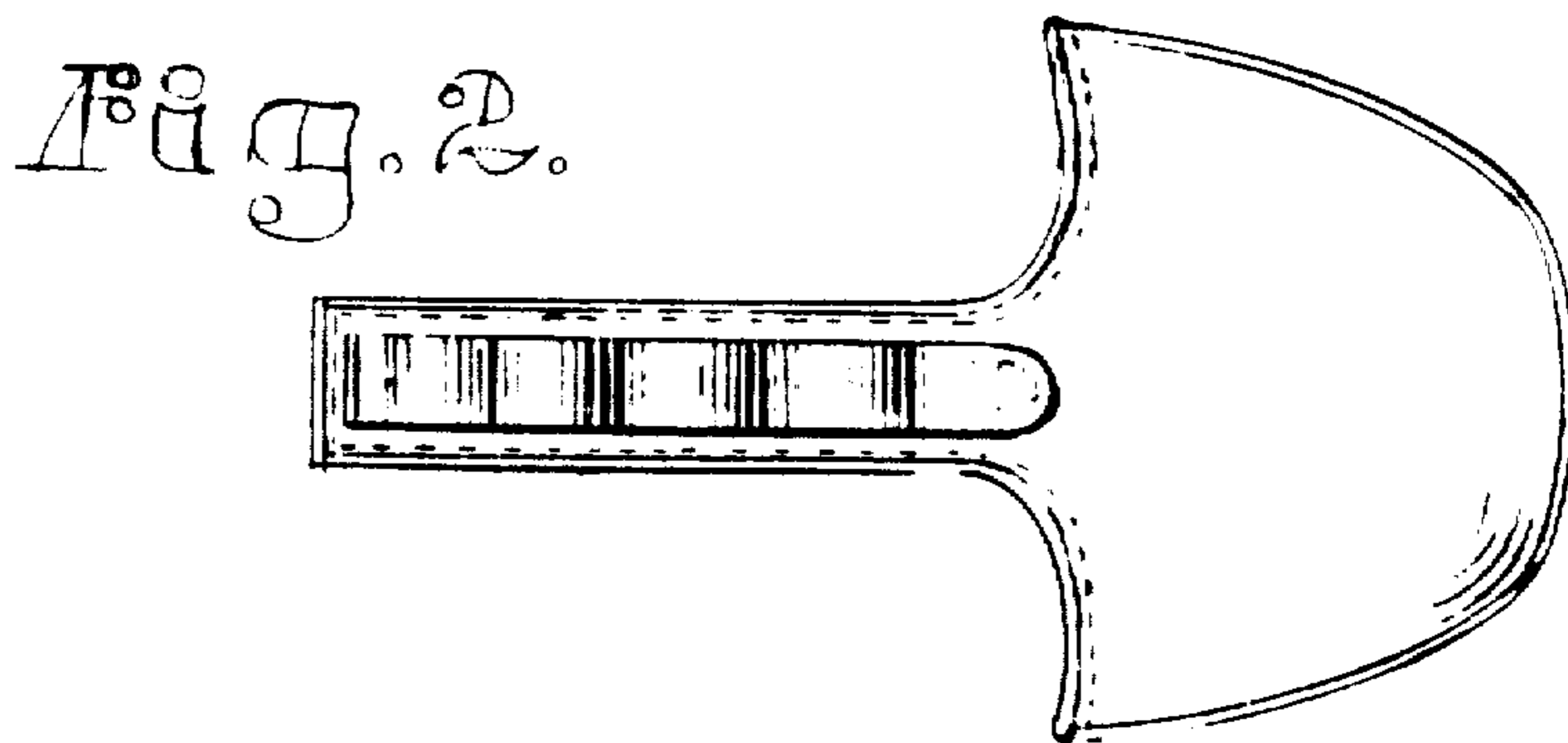


Fig. 2.

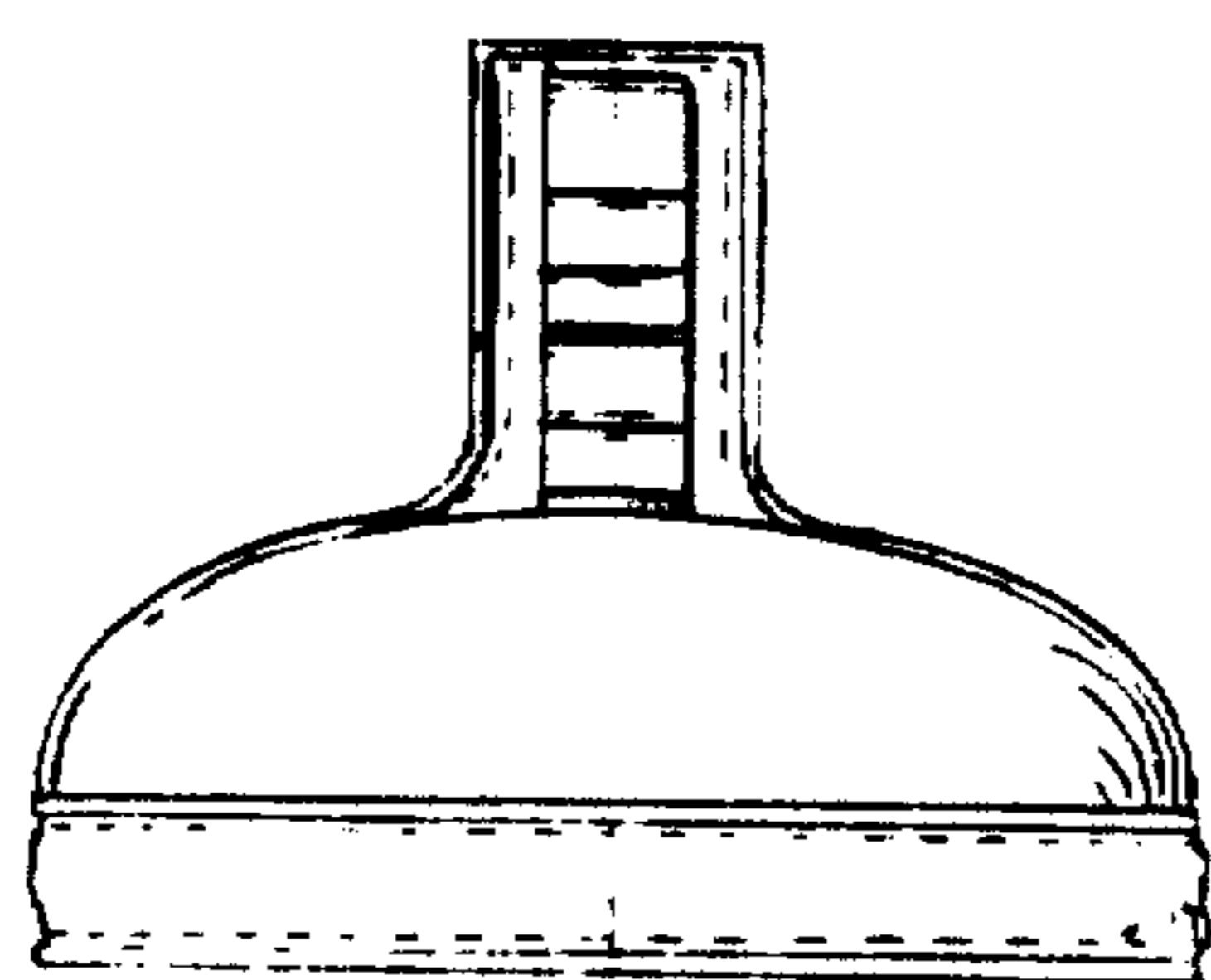


Fig. 3.

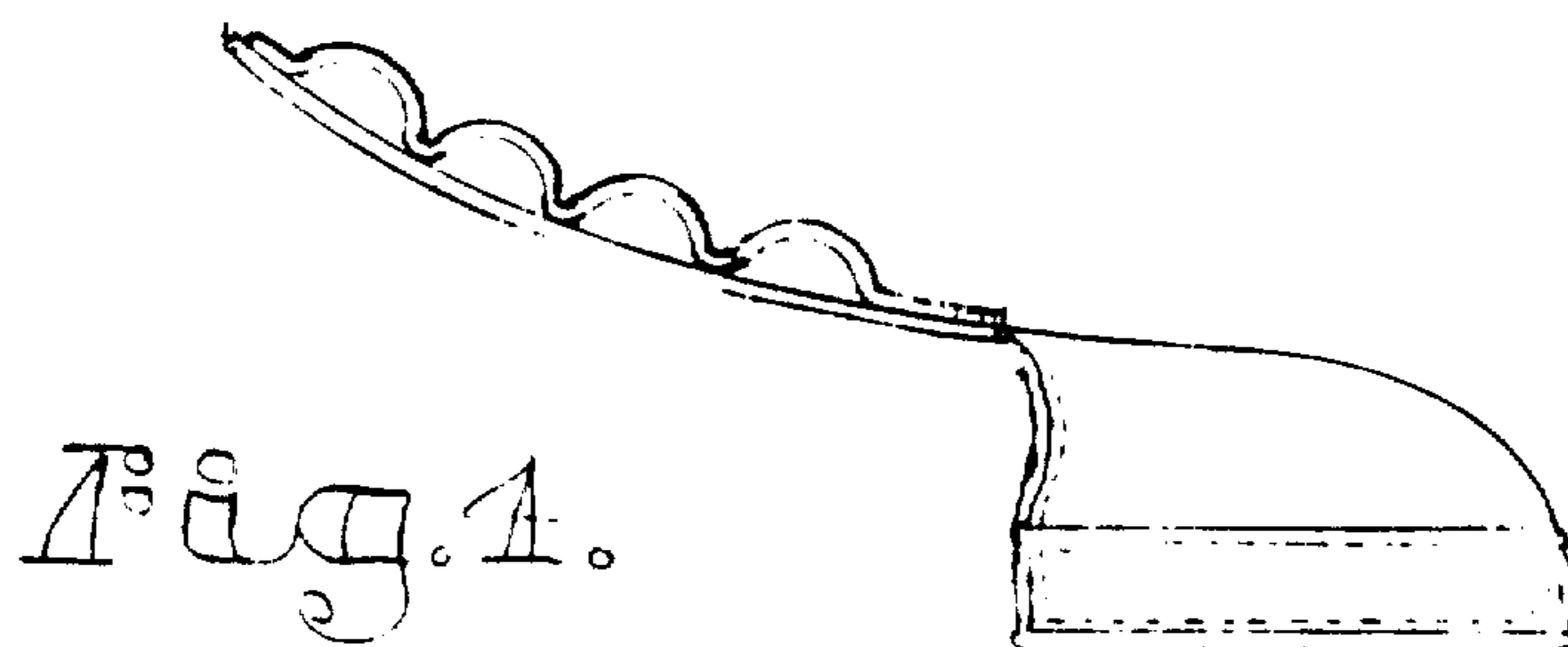


Fig. 4.