

# United States Patent [19]

Wanvig et al.

[11] Patent Number: **Des. 322,149**

[45] Date of Patent: **\*\* Dec. 10, 1991**

[54] **SNACK FOOD PRODUCT**

[75] Inventors: **John D. Wanvig; Erin K. Taylor**, both of Minneapolis; **Eugene P. Buck**, St. Paul, all of Minn.

[73] Assignee: **General Mills, Inc.**, Minneapolis, Minn.

[\*\*] Term: **14 Years**

[21] Appl. No.: **475,476**

[22] Filed: **Feb. 5, 1990**

[52] U.S. Cl. .... **D1/113; D1/106**

[58] Field of Search ..... **D1/106, 113, 126, 127, D1/128, 129, 199; D21/85, 87; D12/333, 331; 426/106**

[56] **References Cited**

**U.S. PATENT DOCUMENTS**

D. 81,994 9/1930 Peterson ..... D1/113  
D. 177,500 4/1956 Heinemann ..... D12/333

D. 194,780 3/1963 Gordon ..... D1/113  
D. 196,343 9/1963 Norman ..... D12/333  
D. 273,406 4/1984 Young ..... D21/87  
D. 293,155 12/1987 Banish ..... D1/113 X


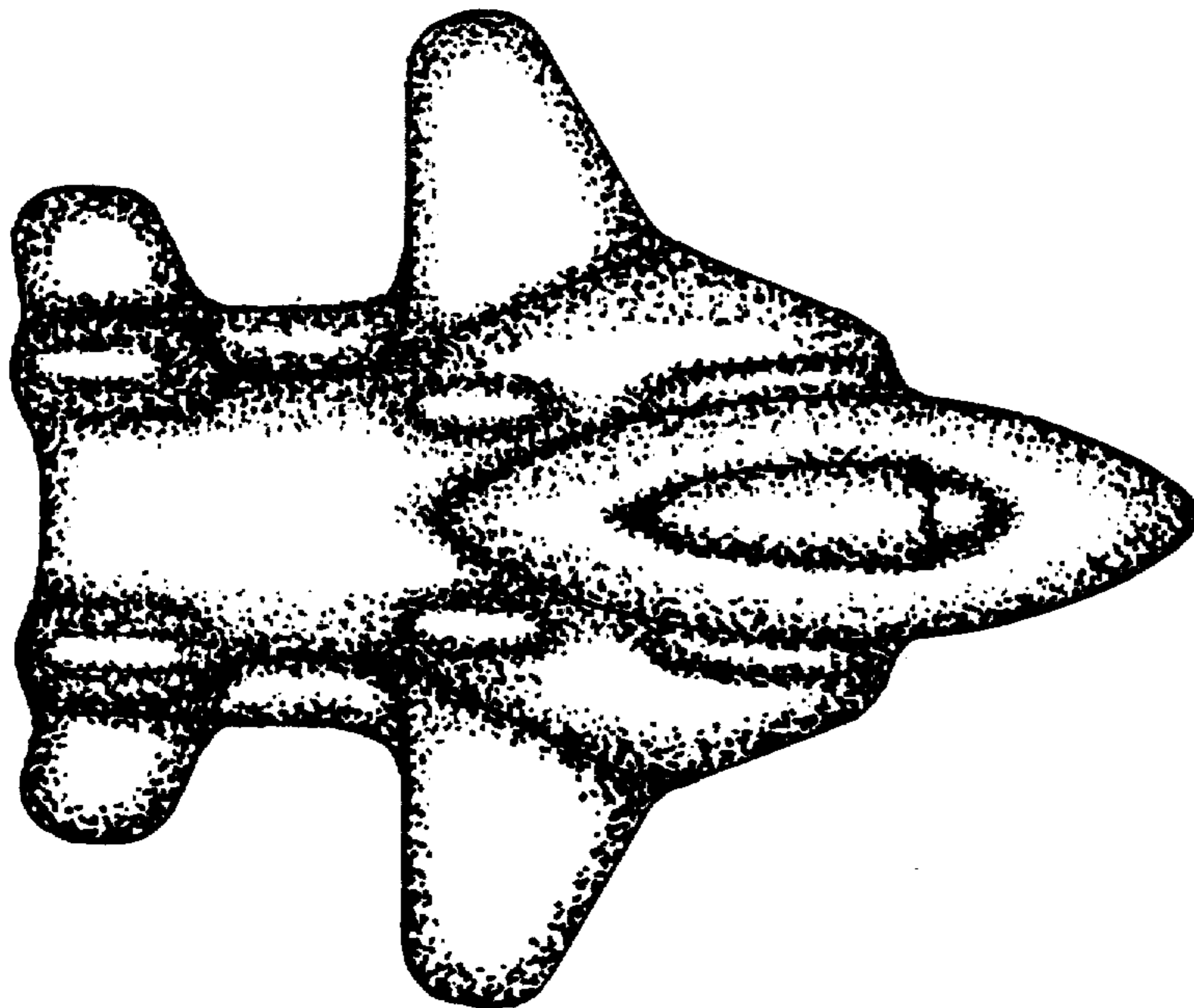
*Primary Examiner*—Wallace R. Burke  
*Assistant Examiner*—Pam Schmidt  
*Attorney, Agent, or Firm*—L. McRoy Lillehaugen


[57] **CLAIM**

The ornamental design for a snack food product, as shown and described.


**DESCRIPTION**

FIG. 1 is a top plan view of a snack food product illustrating our new design;  
FIG. 2 is a side elevational view thereof, as viewed from the left of FIG. 1;  
FIG. 3 is a side elevational view thereof, as viewed from the right of FIG. 1;  
FIG. 4 is a front elevational view thereof, the opposite side being substantially a mirror image thereof; and  
FIG. 5 is a bottom plan view thereof.






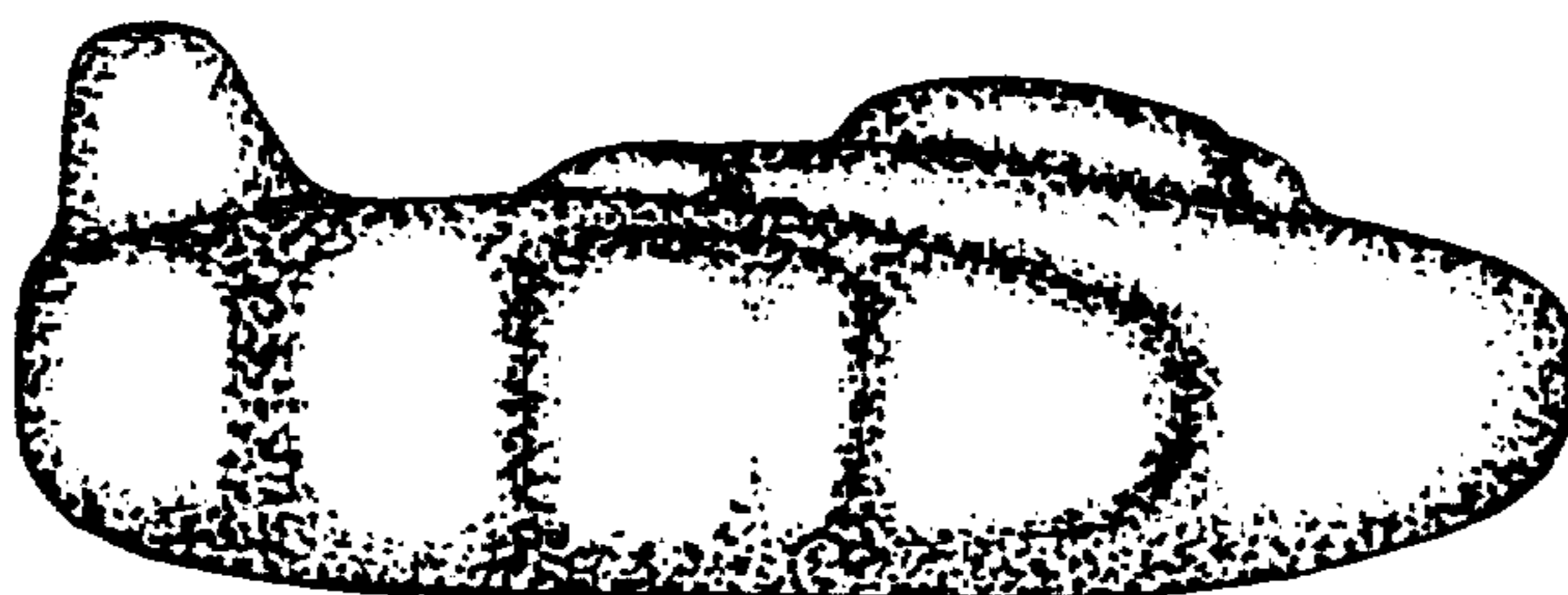
*FIG. 2*




*FIG. 1*



*FIG. 3*



*FIG. 4*



*FIG. 5*