

# United States Patent [19]

Wang

[11] Patent Number: Des. 322,139

[45] Date of Patent: \*\* Dec. 3, 1991

[54] FLASHLIGHT

[76] Inventor: Howard Wang, No. 7, Alley 14, Lane 64, Ching Ping Rd., Chung Ho City, Taipei Hsien, Taiwan

[\*\*] Term: 14 Years

[21] Appl. No.: 459,572

[22] Filed: Jan. 2, 1990

[52] U.S. Cl. .... D26/49

[58] Field of Search ..... D26/37-50;  
362/157, 158, 183-208

[56] References Cited

### U.S. PATENT DOCUMENTS

- |            |        |          |       |        |
|------------|--------|----------|-------|--------|
| D. 155,060 | 8/1949 | Weston   | ..... | D26/38 |
| D. 169,981 | 7/1953 | Lambert  | ..... | D26/49 |
| D. 176,958 | 2/1956 | Klotz    | ..... | D26/49 |
| D. 303,578 | 9/1989 | Gammache | ..... | D26/49 |

- |            |         |         |       |         |
|------------|---------|---------|-------|---------|
| D. 312,509 | 11/1990 | Sharrah | ..... | D26/49  |
| 2,830,173  | 4/1958  | Lambert | ..... | 362/205 |

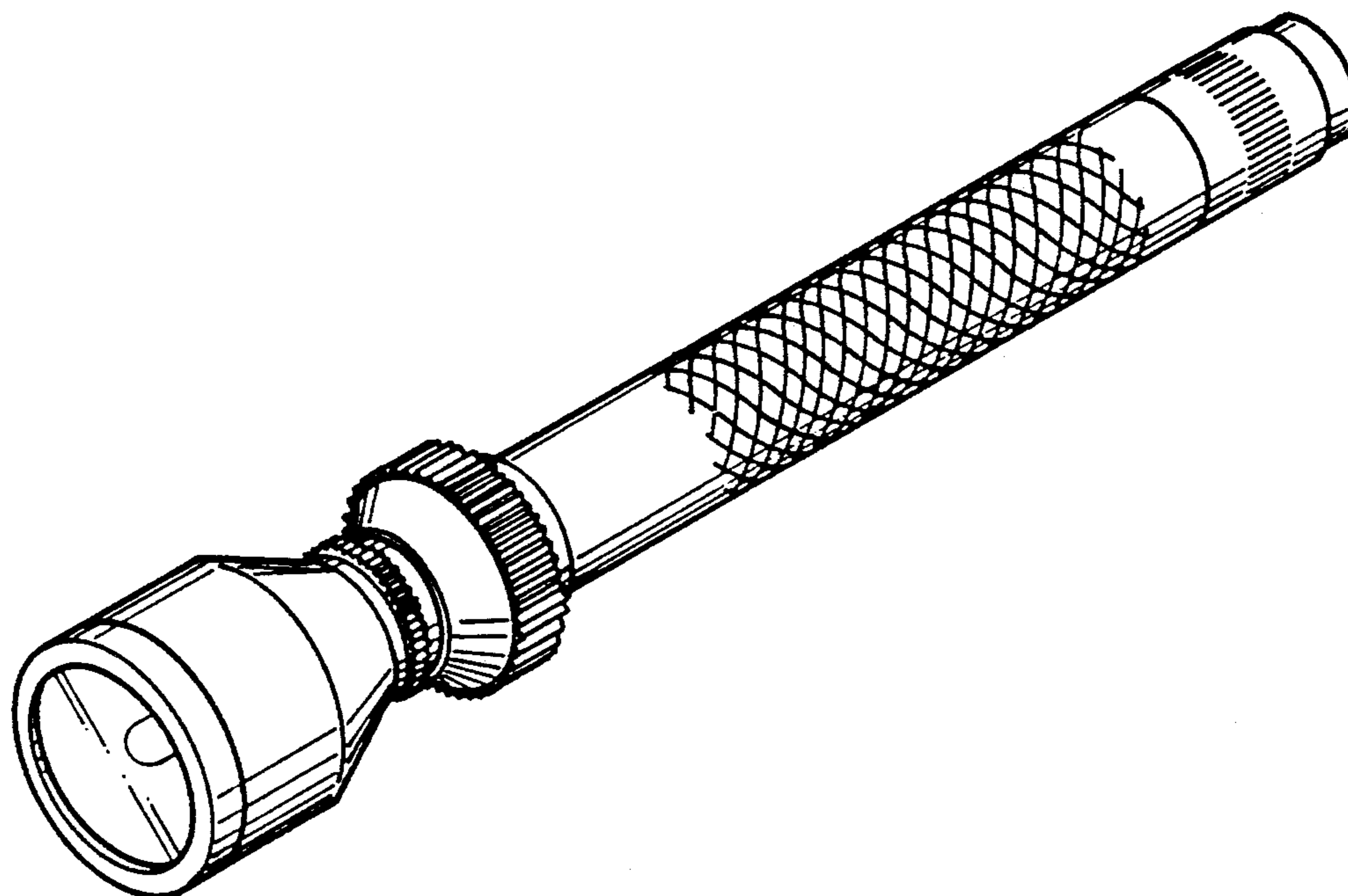
Primary Examiner—Susan J. Lucas  
Attorney, Agent, or Firm—Zarley, McKee, Thomte,  
Voorhees & Sease

[57] CLAIM

The ornamental design for a flashlight, as shown and described.

### DESCRIPTION

FIG. 1 is a perspective view of a flashlight showing my design;  
FIG. 2 is a front elevational view thereof, the rear being identical in appearance;  
FIG. 3 is a top plan view thereof;  
FIG. 4 is a bottom plan view thereof; and  
FIG. 5 is a right side elevational view thereof, the left side being a mirror image of that shown.



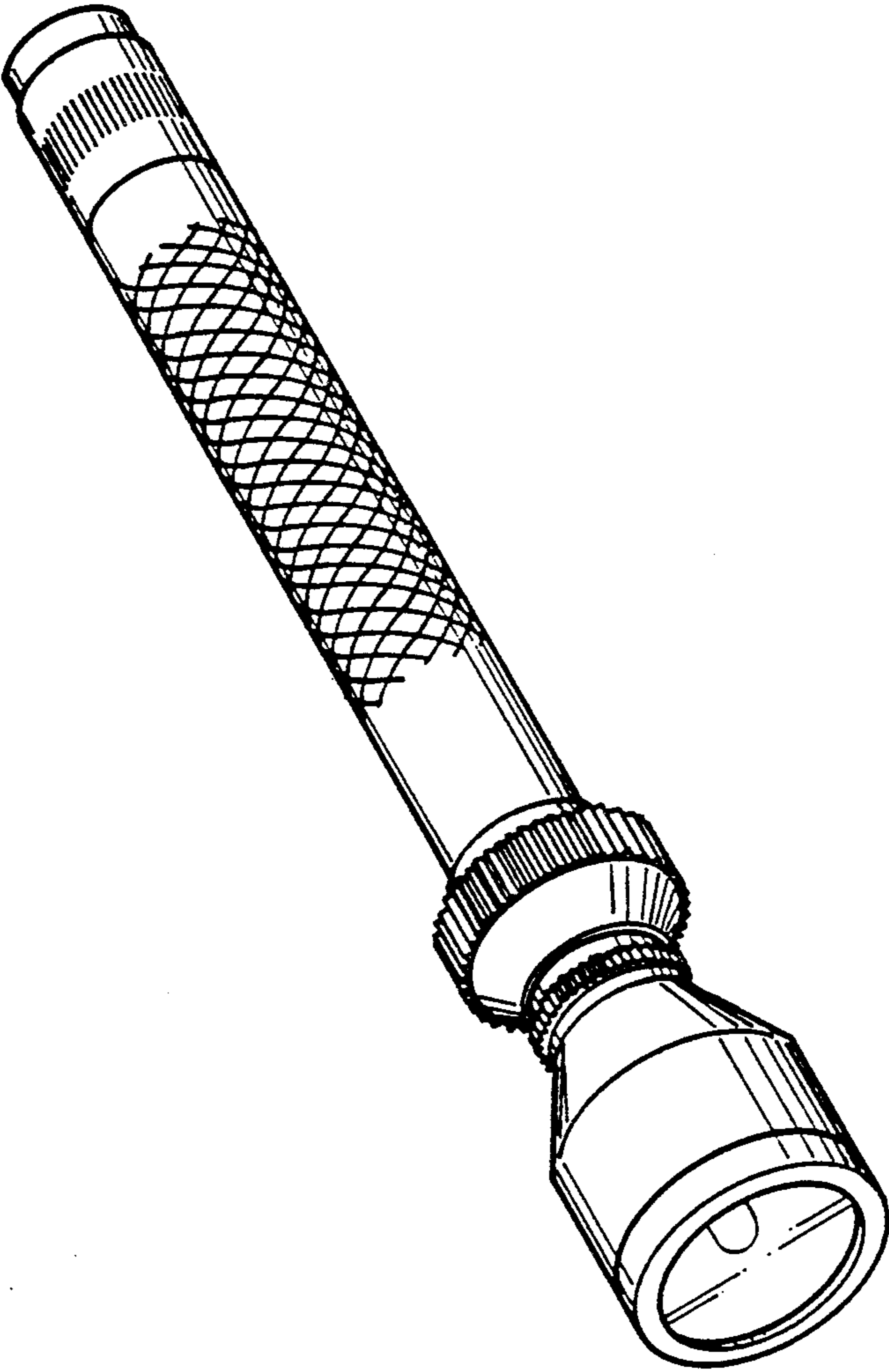


FIG. 1

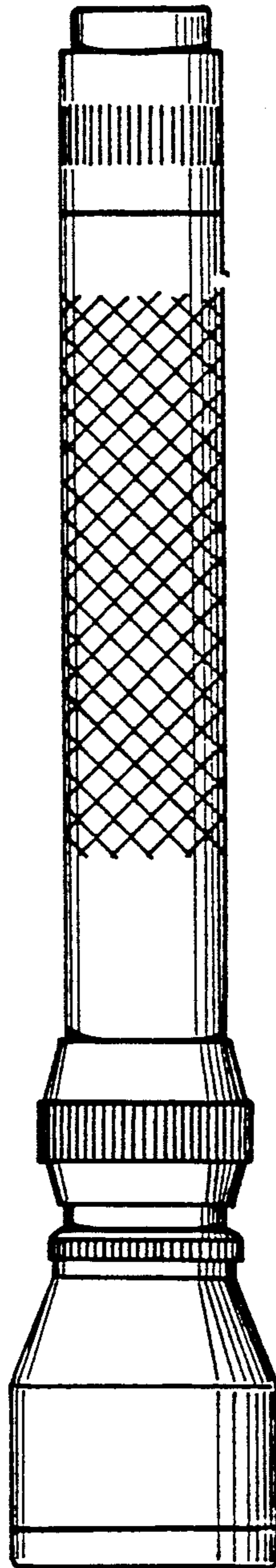


FIG. 2




FIG. 3

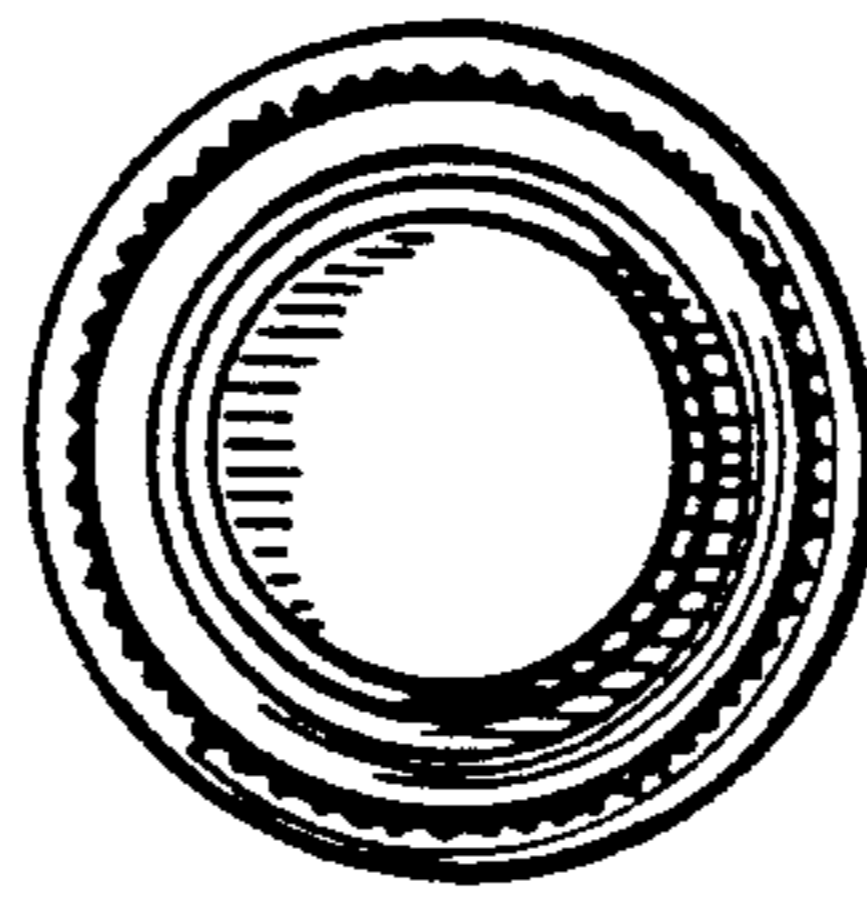


FIG. 4

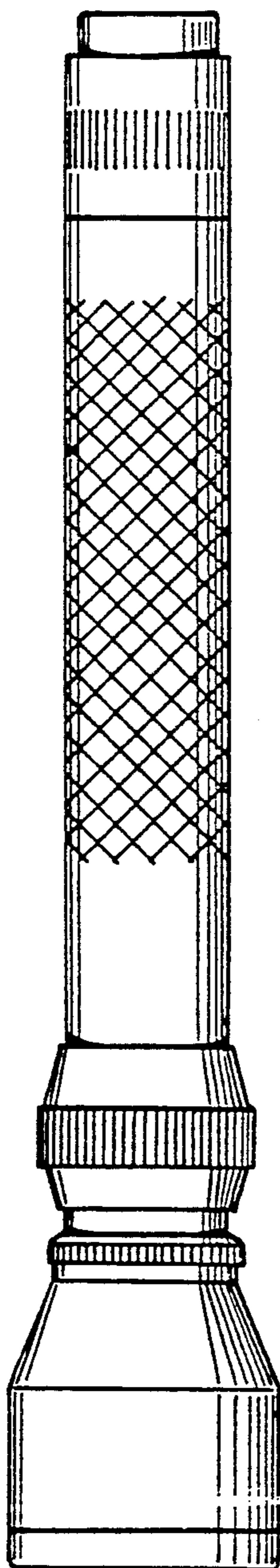


FIG. 5