

United States Patent [19]

Yuen

[11] Patent Number: Des. 322,137

[45] Date of Patent: ** Dec. 3, 1991

[54] WATER RESISTANT MULTI-FUNCTION LANTERN

[75] Inventor: John S. Yuen, Kowloon, Hong Kong

[73] Assignee: John Manufacturing Limited, Kowloon, Hong Kong

[**] Term: 14 Years

[21] Appl. No.: 366,418

[22] Filed: Jun. 15, 1989

[30] Foreign Application Priority Data

Dec. 22, 1988 [GB] United Kingdom 1055901

[52] U.S. Cl. D26/42; D26/48

[58] Field of Search D26/37-50;
362/157, 158, 183-208

[56] References Cited

U.S. PATENT DOCUMENTS

D. 264,251	5/1982	Liu	D26/42
D. 265,594	7/1982	Mann	D26/37
D. 304,090	10/1989	Wan	D26/42
D. 306,769	3/1990	Yuen	D26/42

D. 308,254	5/1990	Ohashi	D26/42
2,716,700	8/1955	France	362/184
4,321,657	3/1982	Hoi	362/183

FOREIGN PATENT DOCUMENTS

1048462	2/1988	United Kingdom	.
1050497	5/1988	United Kingdom	.
1050926	5/1988	United Kingdom	.

Primary Examiner—Susan J. Lucas
Attorney, Agent, or Firm—Fay, Sharpe, Beall, Fagan,
Minnich & McKee

[57] CLAIM

The ornamental design for a water-resistant multi-function lantern, as shown and described.

DESCRIPTION

FIG. 1 is a top plan view of a water-resistant multi-function lantern showing my new design;
FIG. 2 is a right side elevational view, the left side being a mirror image thereof;
FIG. 3 is a underneath plan view thereof;
FIG. 4 is a front elevational view thereof;
FIG. 5 is a rear elevational view thereof.

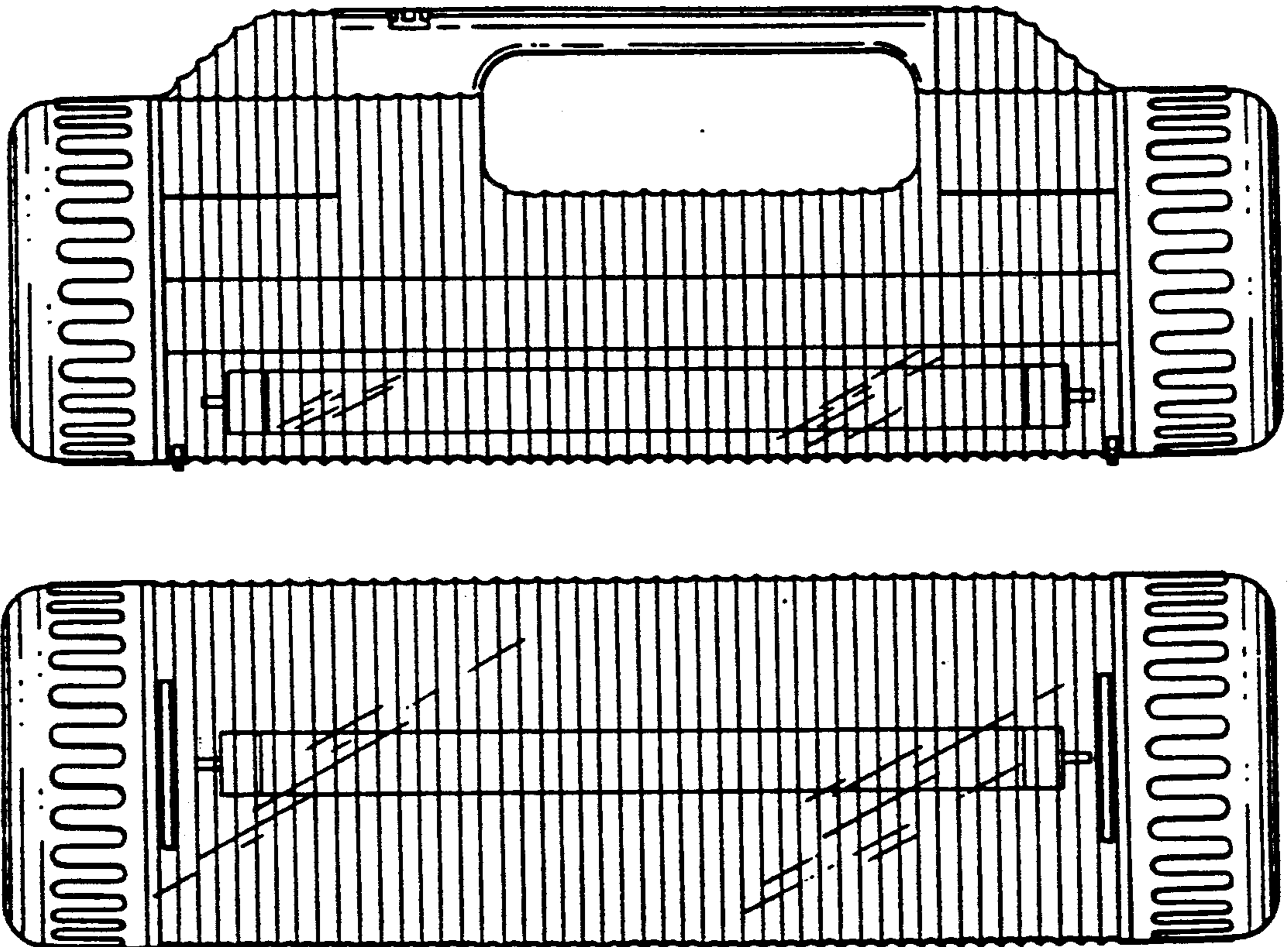


FIG. 1.

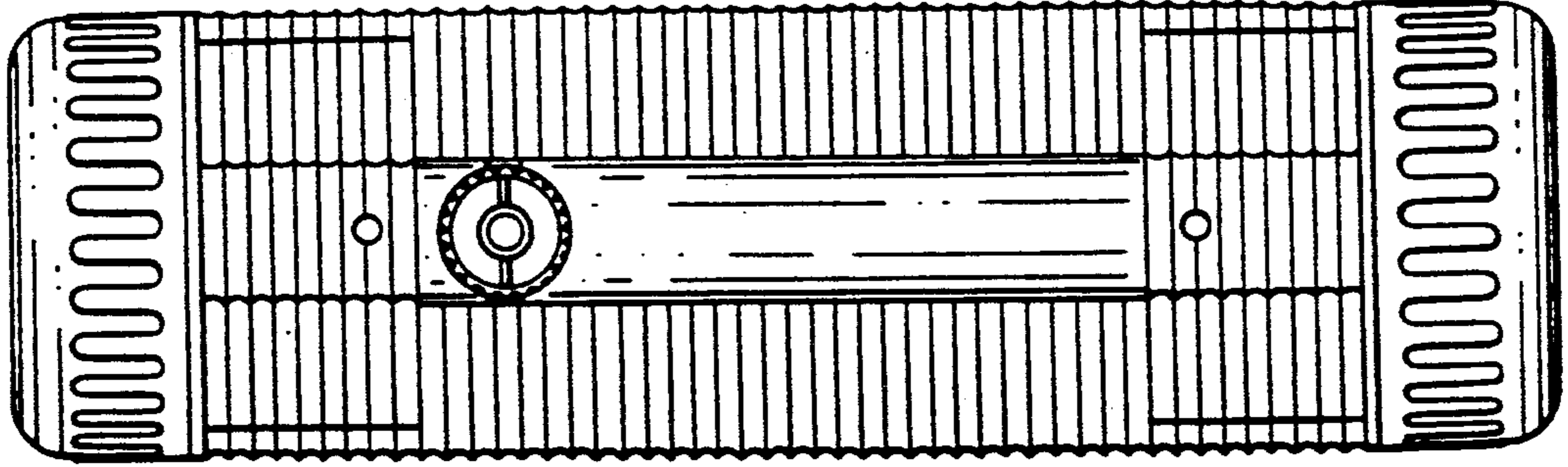


FIG. 2.

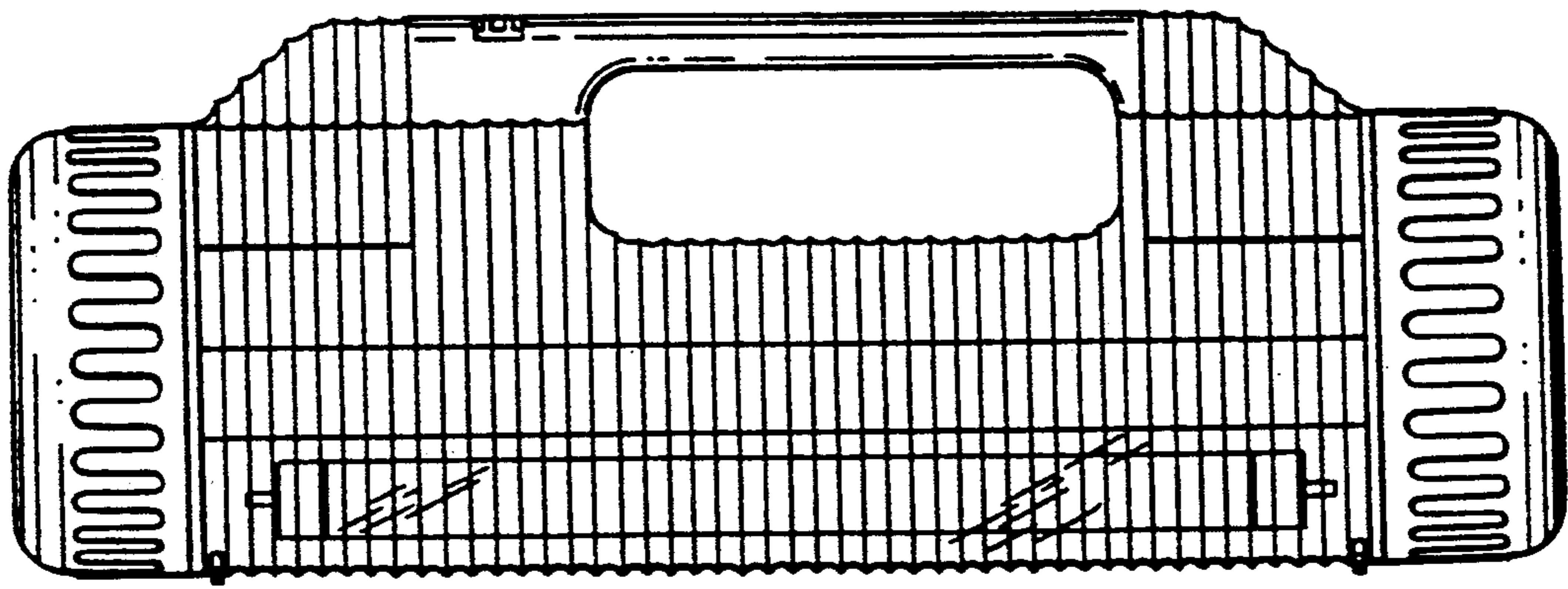


FIG. 3.

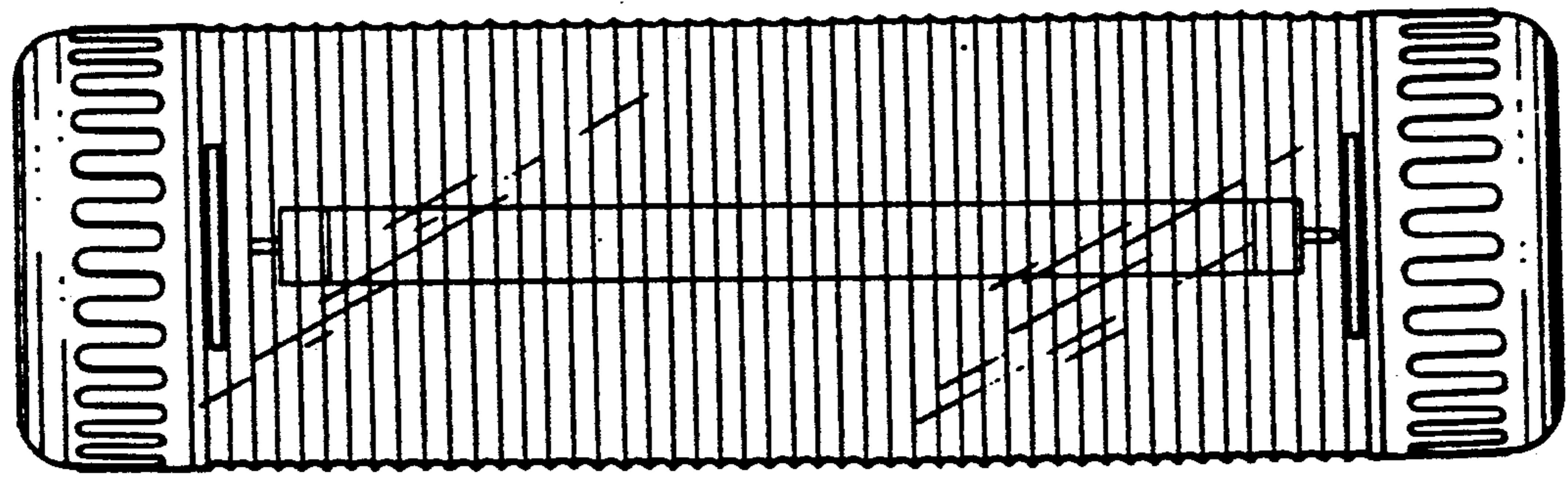


FIG. 4.




FIG. 5.

