

United States Patent [19]

Eickhoff

[11] Patent Number: Des. 322,131

[45] Date of Patent: ** Dec. 3, 1991

[54] PLATFORM OR SIMILAR ARTICLE
[75] Inventor: Jon H. Eickhoff, Kalamazoo, Mich.
[73] Assignee: Ronningen Research & Development Company, Vicksburg, Mich.

[**] Term: 14 Years

[21] Appl. No.: 446,917

[22] Filed: Dec. 6, 1989

[52] U.S. Cl. D25/62

[58] Field of Search D25/62-66,
D25/69, 127, 134; D12/316-317; 405/218-221,
195, 196, 198, 197, 199, 200; 114/44-45, 263,
266, 267; 182/179, 180, 222, 223; 248/351;
52/188

[56] **References Cited**

U.S. PATENT DOCUMENTS

2,044,703 6/1936 Kline 182/179
2,632,591 3/1953 Loomis 182/179

3,643,448 2/1972 Bower 405/219
4,212,564 7/1980 Kay 405/218
4,352,597 10/1982 Kay 182/222
4,823,910 4/1989 Day 182/106
4,890,959 1/1990 Robishaw et al. 405/218

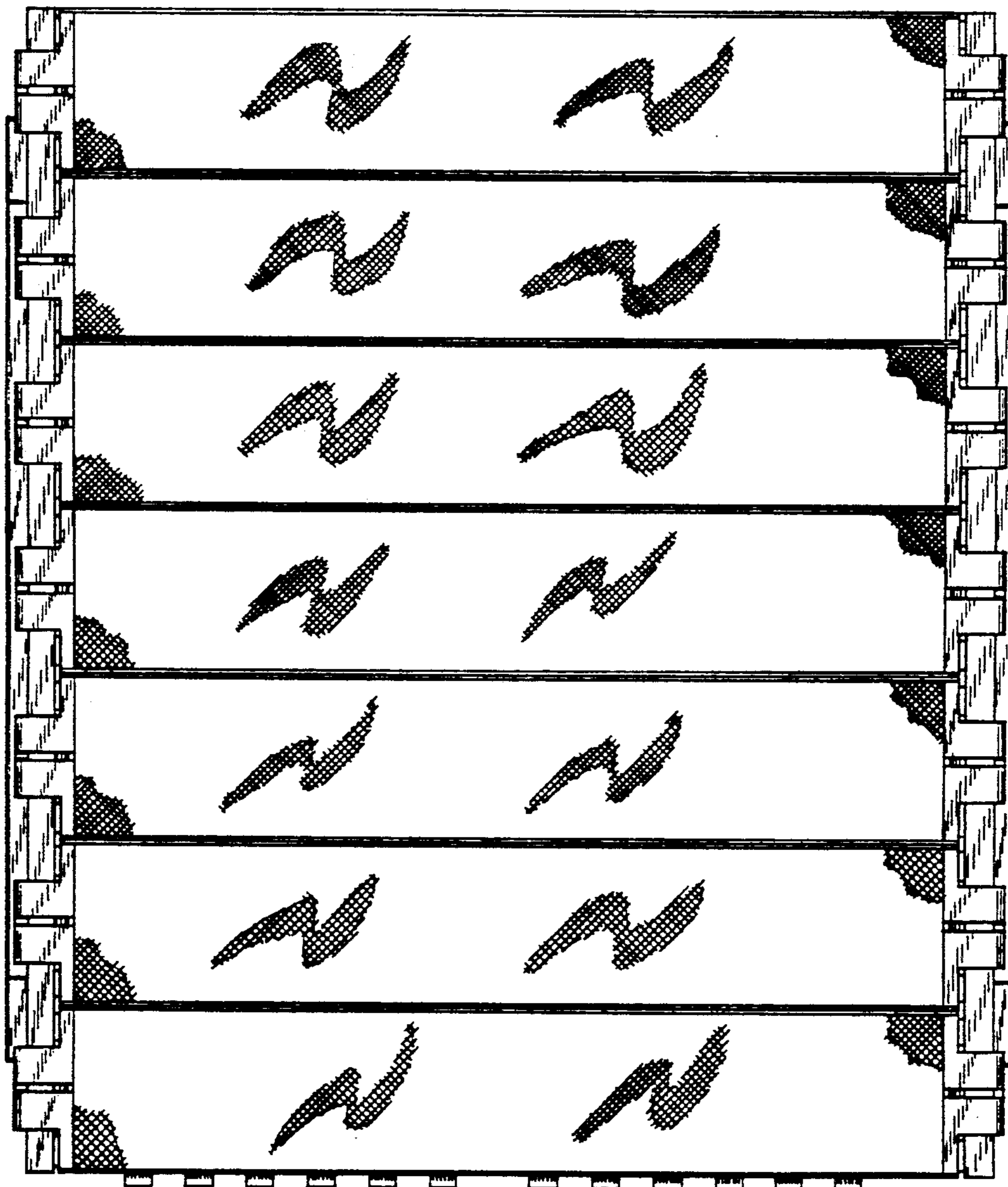
Primary Examiner—A. Hugo Word
Assistant Examiner—Doris Clark
Attorney, Agent, or Firm—Flynn, Thiel, Boutell & Tanis

[57] **CLAIM**

The ornamental design for a platform or similar article, as shown and described.

DESCRIPTION

FIG. 1 is a front elevational view of a platform or similar article showing my new design;
FIG. 2 is a rear elevational view thereof;
FIG. 3 is a right side elevational view, the left side being a mirror image thereof;
FIG. 4 is a top plan view thereof; and
FIG. 5 is a bottom plan view thereof.



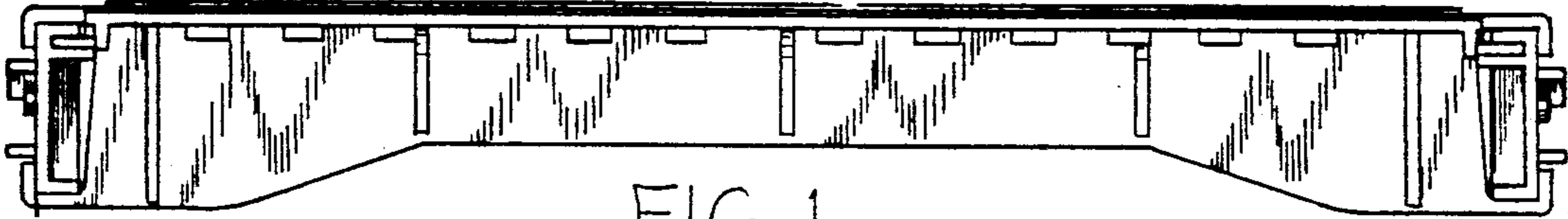


FIG. 1

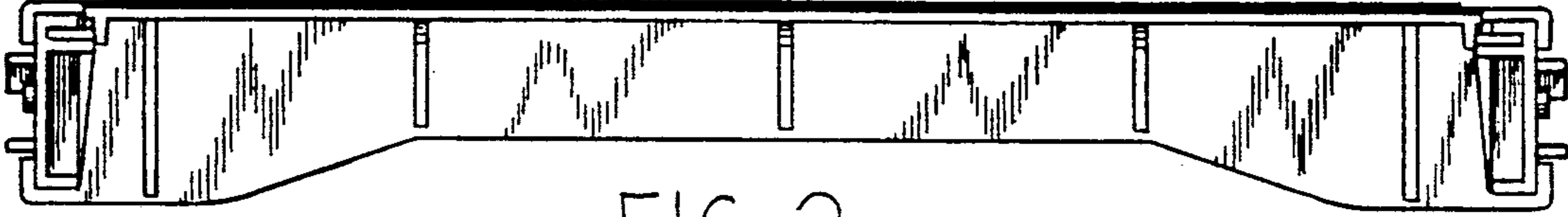


FIG. 2

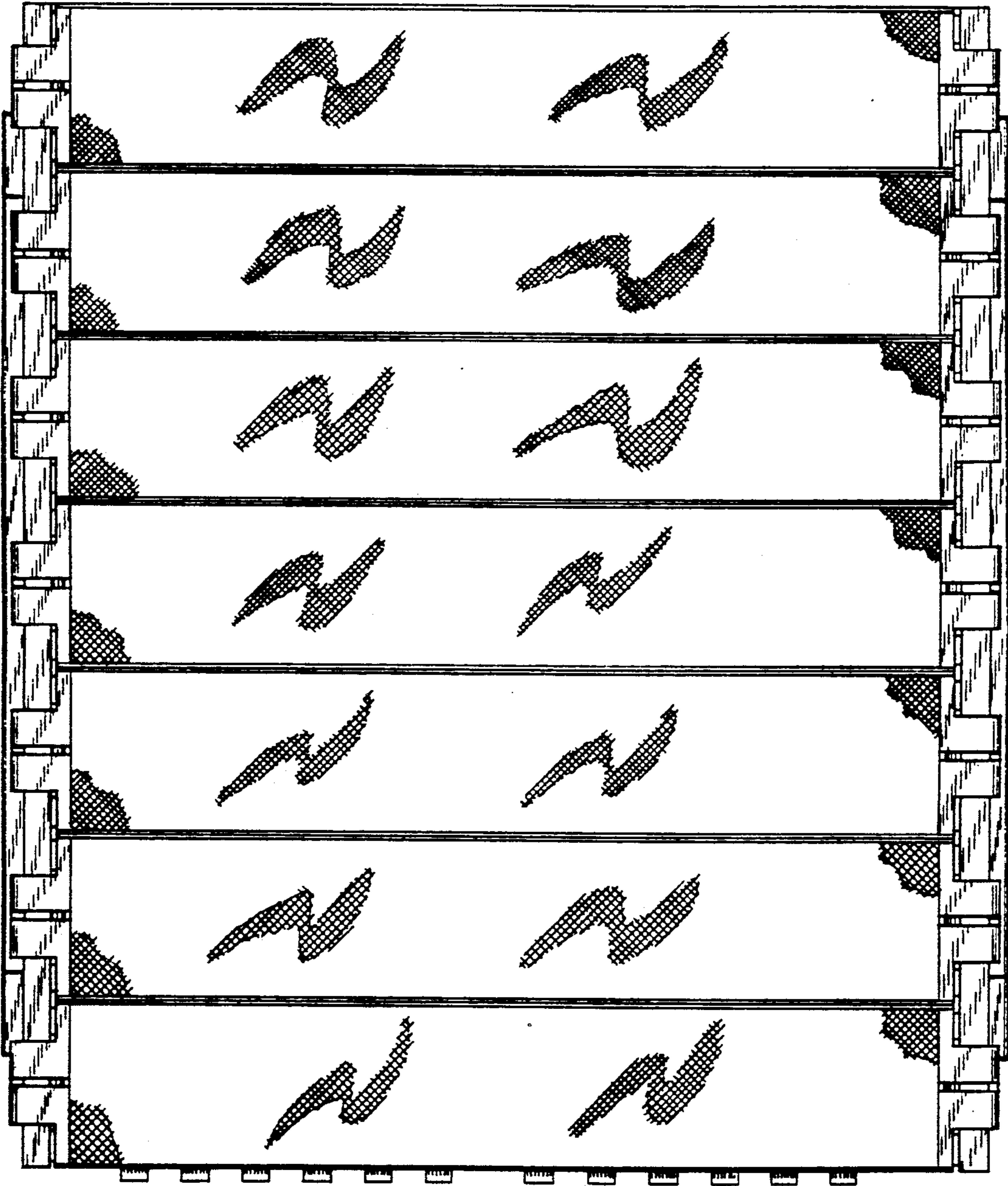


FIG. 4

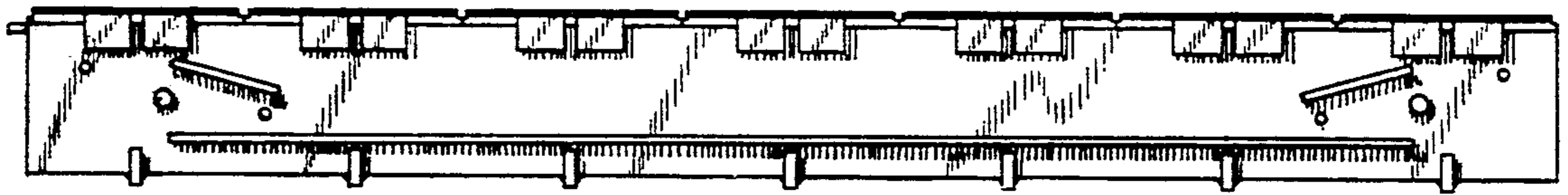


FIG. 3

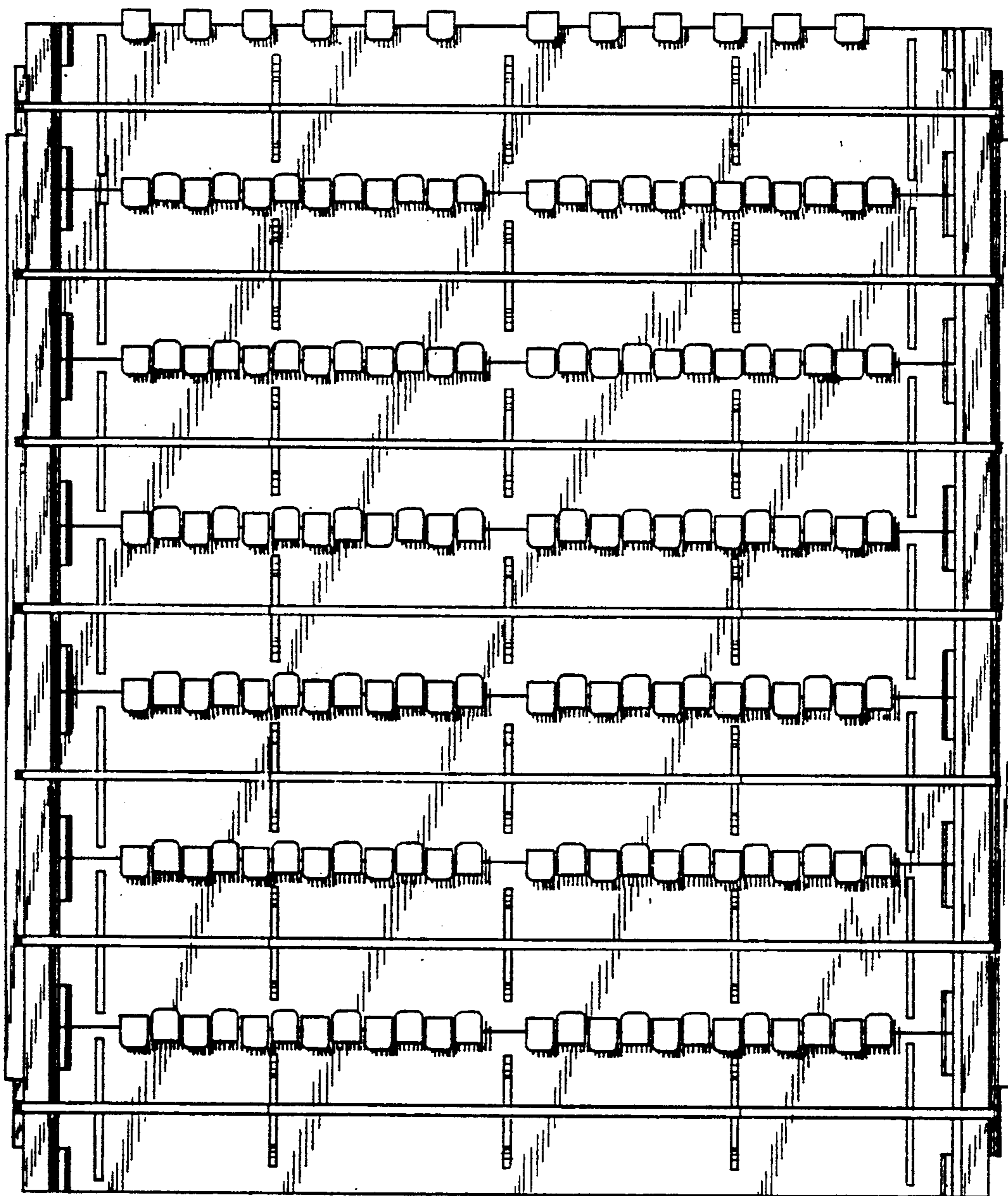


FIG. 5