

[54] **SEALING RING**
[75] **Inventor: Frank du Gay, Basel, Switzerland**
[73] **Assignee: Forsheda AB, Forsheda, Sweden**
[**] **Term: 14 Years**
[21] **Appl. No.: 605,149**
[22] **Filed: Oct. 29, 1990**

Related U.S. Application Data

[63] Continuation of Ser. No. 893,667, Aug. 6, 1986, abandoned.

Foreign Application Priority Data

Feb. 10, 1986 [SE] Sweden 86-0336
[52] **U.S. Cl. D23/269**
[58] **Field of Search D23/269; 285/910, 110; 277/205, 206 R, 95, 147**

[56] **References Cited**

U.S. PATENT DOCUMENTS

D. 244,533 5/1977 Eidelberg et al. D23/269
D. 256,046 7/1980 Perrin D23/269
D. 281,525 11/1985 Gilbert D23/269
D. 285,109 8/1986 Jornhagen D23/269
D. 285,247 8/1986 Jornhagen D23/269
3,081,102 3/1963 Murray et al. D23/269 X

3,504,917 4/1970 Malmstrom 277/95
3,615,097 10/1971 Malmstrom 277/95
3,713,659 1/1973 Derman et al. 277/95
4,544,164 10/1985 Cuijpers 277/95

OTHER PUBLICATIONS

CR Seal Catalog 457010, effective Jan. 1986, p. 275, items CT1, CT3 & CT4, p. 277, items VR1, VR3 & VR4.

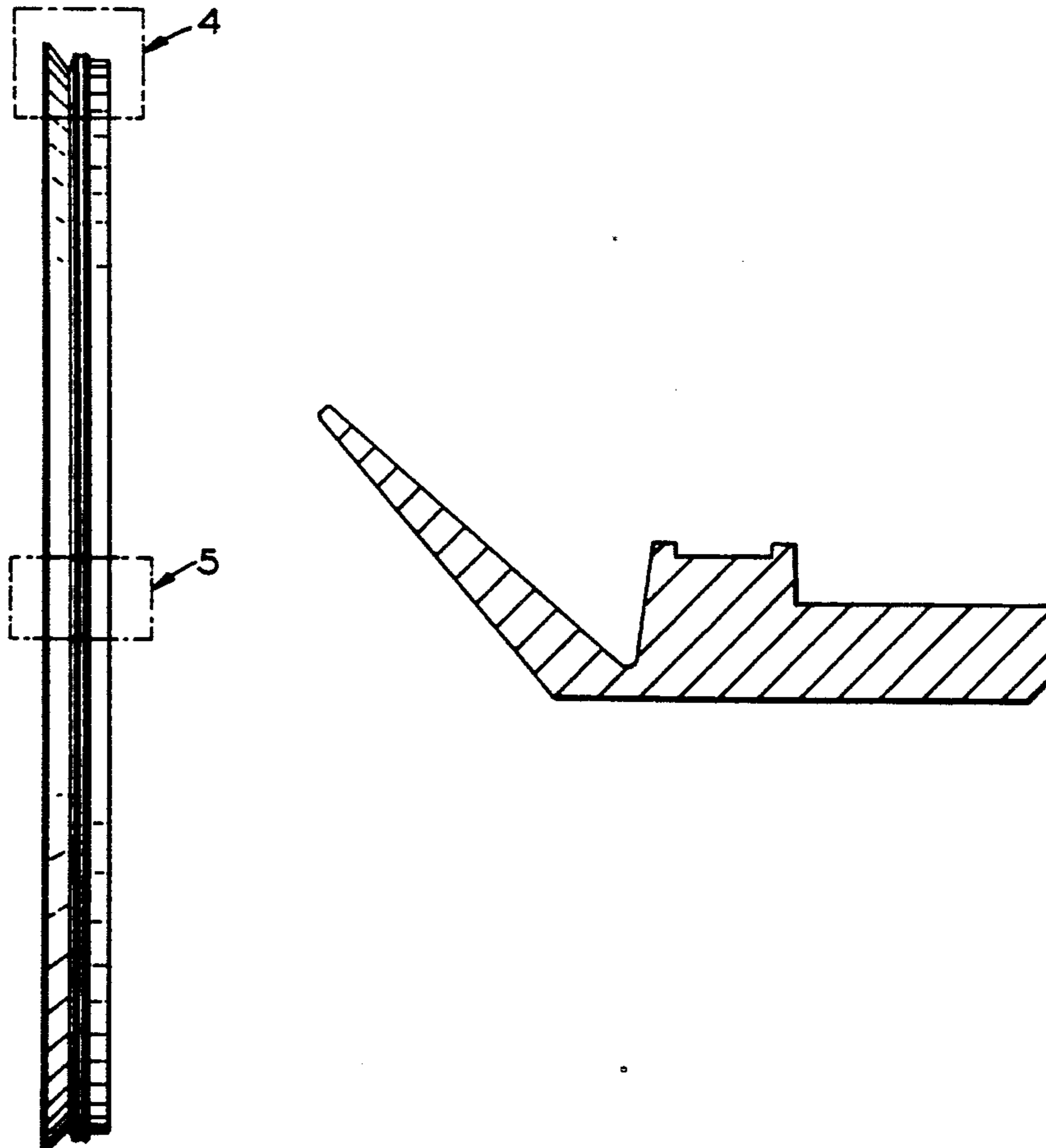
Primary Examiner—James R. Largen
Attorney, Agent, or Firm—Jeffers, Hoffman & Niewyk

[57] **CLAIM**

The ornamental design for a sealing ring, as shown and described.

DESCRIPTION

FIG. 1 is a side elevational view of a sealing ring showing my new design, the other side being a mirror image of the side shown;
FIG. 2 is an enlarged cross sectional view thereof;
FIG. 3 is a top plan view thereof;
FIG. 4 is an enlarged fragmentary elevational view of the ring in box 4 on FIG. 1;
FIG. 5 is an enlarged fragmentary elevational view of the ring in box 5 on FIG. 1; and
FIG. 6 is an enlarged fragmentary top plan view of the ring in box 6 on FIG. 3.



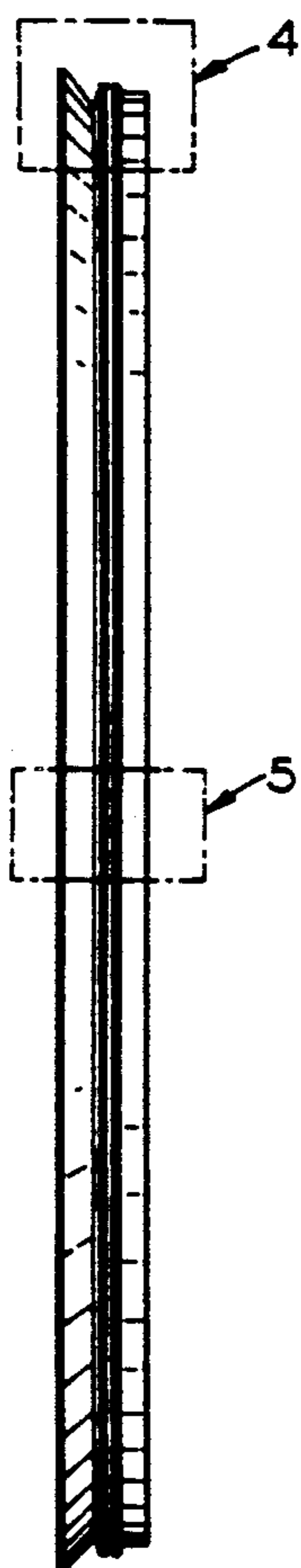


FIG. 1

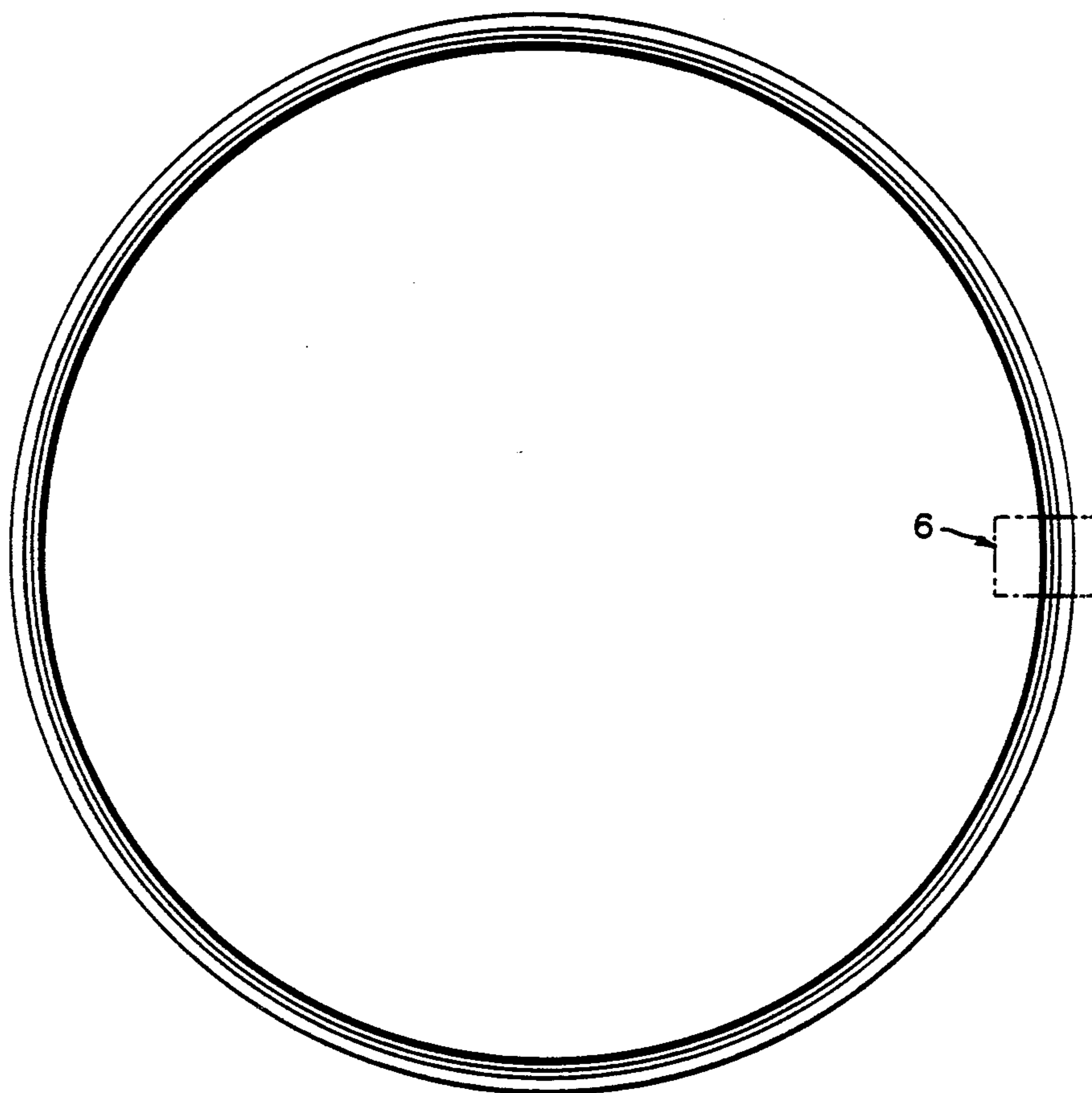


FIG. 3

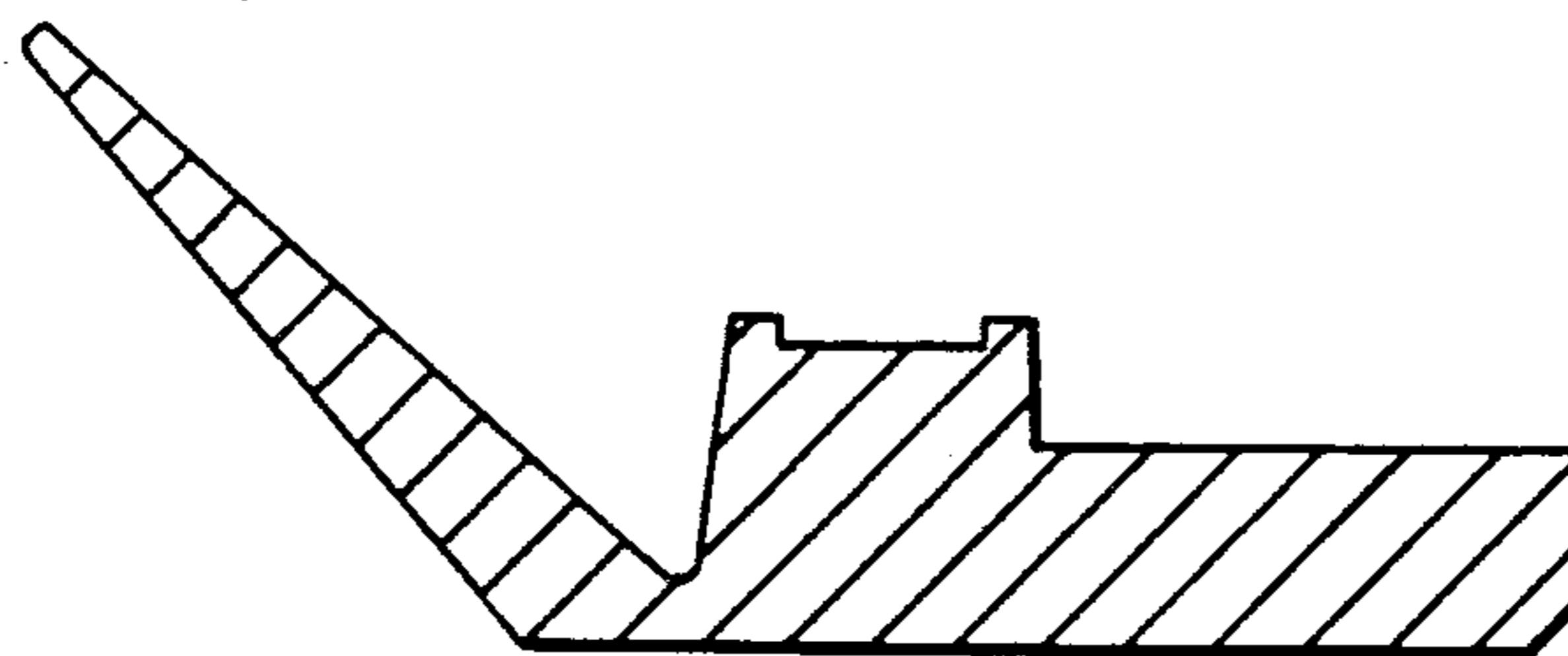


FIG. 2

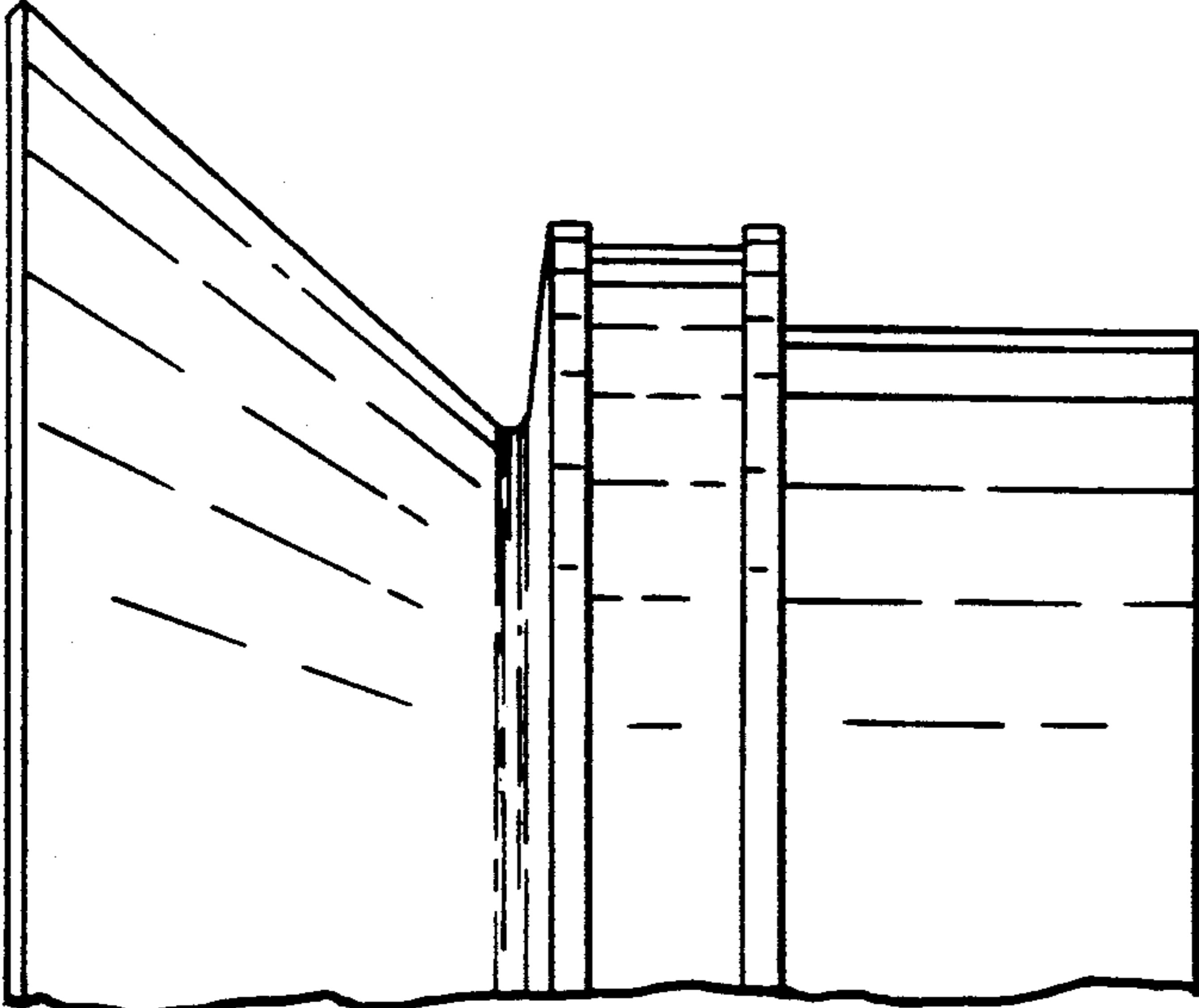


FIG. 4




FIG. 5



FIG. 6