

[54] **EYEGLOSS DEVICE**
[76] **Inventor: Clyde E. McDannald, 57 Canterbury La., Wilton, Conn. 06897**
[**] **Term: 14 Years**
[21] **Appl. No.: 486,266**
[22] **Filed: Feb. 28, 1990**
[52] **U.S. Cl. D16/102**
[58] **Field of Search D16/102, 103, 105, 111, D16/112, 116, 119, 122, 123, 125, 127; 351/41, 121, 43, 153, 44, 50, 56, 45, 46, 126**

D. 292,410 10/1987 Hunter D16/112

Primary Examiner—Bernard Ansher
Assistant Examiner—R. Barkai
Attorney, Agent, or Firm—Allen A. Meyer, Jr.

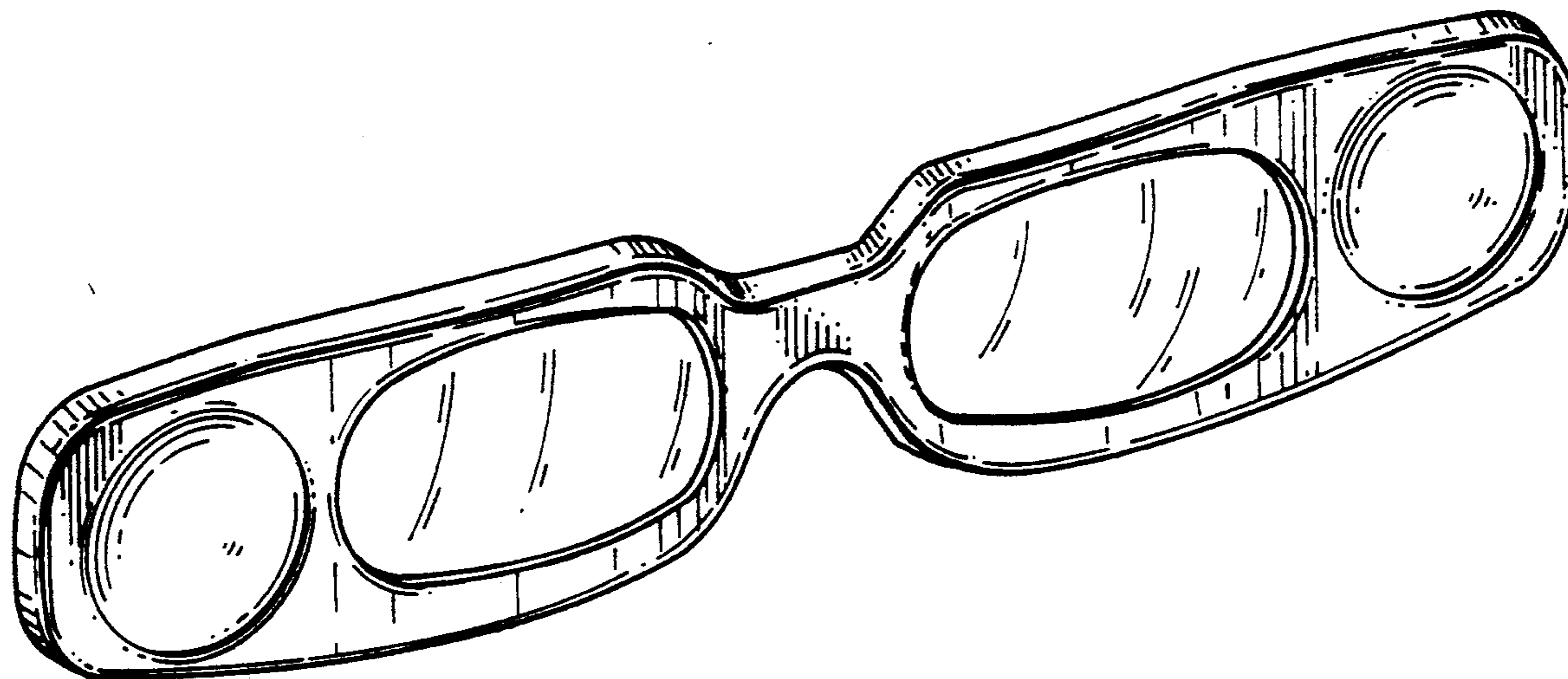
[57] **CLAIM**

The ornamental design for an eyeglass device, as shown.

DESCRIPTION

FIG. 1 is a perspective view of an eyeglass device showing my new design;
FIG. 2 is a front elevational view thereof;
FIG. 3 is a top plan view thereof;
FIG. 4 is a rear elevational view thereof;
FIG. 5 is a bottom plan view thereof;
FIG. 6 is a left side elevational view thereof; and
FIG. 7 is a right side elevational view thereof.

[56] **References Cited**
U.S. PATENT DOCUMENTS
D. 173,636 12/1954 Brown D16/105
D. 204,812 5/1966 Shindler D16/102
D. 243,844 3/1977 Petshnikoff D16/105



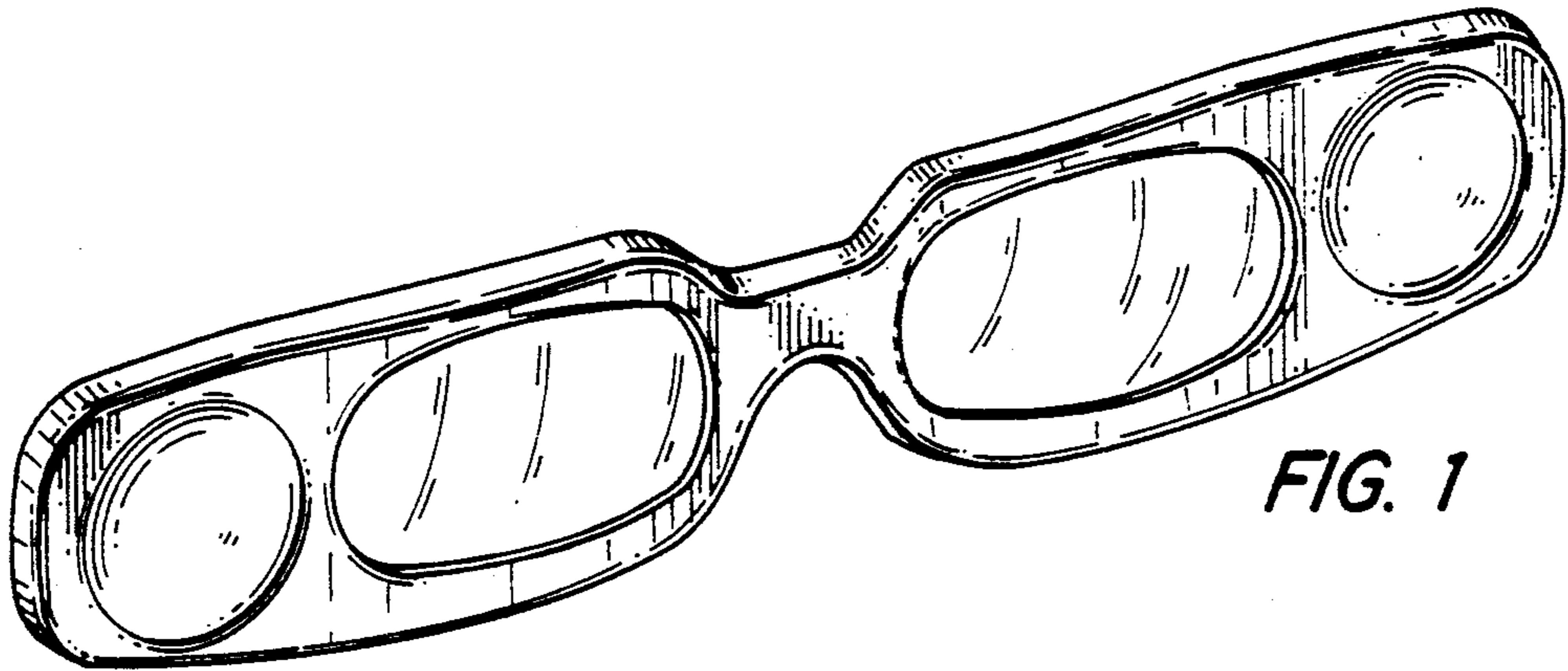


FIG. 1




FIG. 2

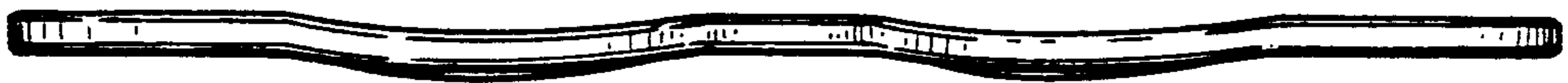


FIG. 3

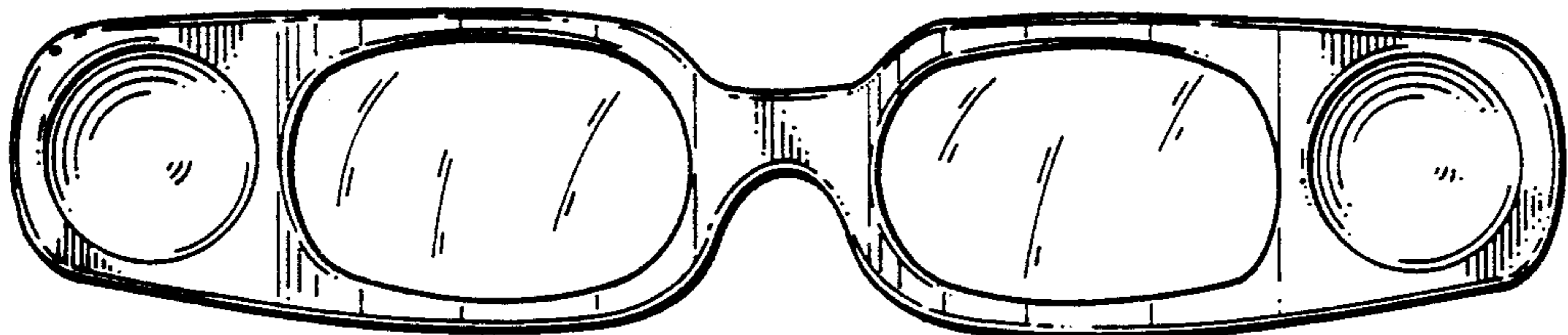


FIG. 4



FIG. 5



FIG. 6



FIG. 7