

[54] COMBINED AMPLIFIER AND RADIO TUNER

[75] Inventor: Yoshiro Yamakawa, Tokyo, Japan

[73] Assignee: Yamaha Corporation, Japan

[**] Term: 14 Years

[21] Appl. No.: 444,380

[22] Filed: Dec. 1, 1989

[30] Foreign Application Priority Data

Jun. 1, 1989 [JP] Japan 1-20237

[52] U.S. Cl. D14/168; D14/188

[58] Field of Search D14/136, 156, 163, 165, D14/168-171, 175-176, 188-198; 455/92, 100, 128, 344, 350-351; 312/7.1

[56] References Cited

U.S. PATENT DOCUMENTS

- D. 221,354 8/1971 Cubertson D14/197
- D. 245,909 9/1977 Kawano D14/171
- D. 247,566 3/1978 Jensen D14/197
- D. 253,823 1/1980 Rams D14/197

OTHER PUBLICATIONS

HFD, 02/15/88, p. 63, left—FM/AM Clock Radio with Cassette Player.

Primary Examiner—Theodore M. Shooman
Attorney, Agent, or Firm—Ostrolenk, Faber, Gerb & Soffen

[57] CLAIM

The ornamental design for a combined amplifier and radio tuner, as shown and described.

DESCRIPTION

FIG. 1 is a top, front and right side perspective view of a combined amplifier and radio tuner showing my new design;

FIG. 2 is a top, front and right side perspective view thereof, with the antenna in a raised position;

FIG. 3 is a top plan view thereof;

FIG. 4 is a front elevational view thereof;

FIG. 5 is a rear elevational view thereof;

FIG. 6 is a right side elevational view thereof;

FIG. 7 is a left side elevational view thereof; and

FIG. 8 is a bottom plan view thereof.




FIG. 1




FIG. 2

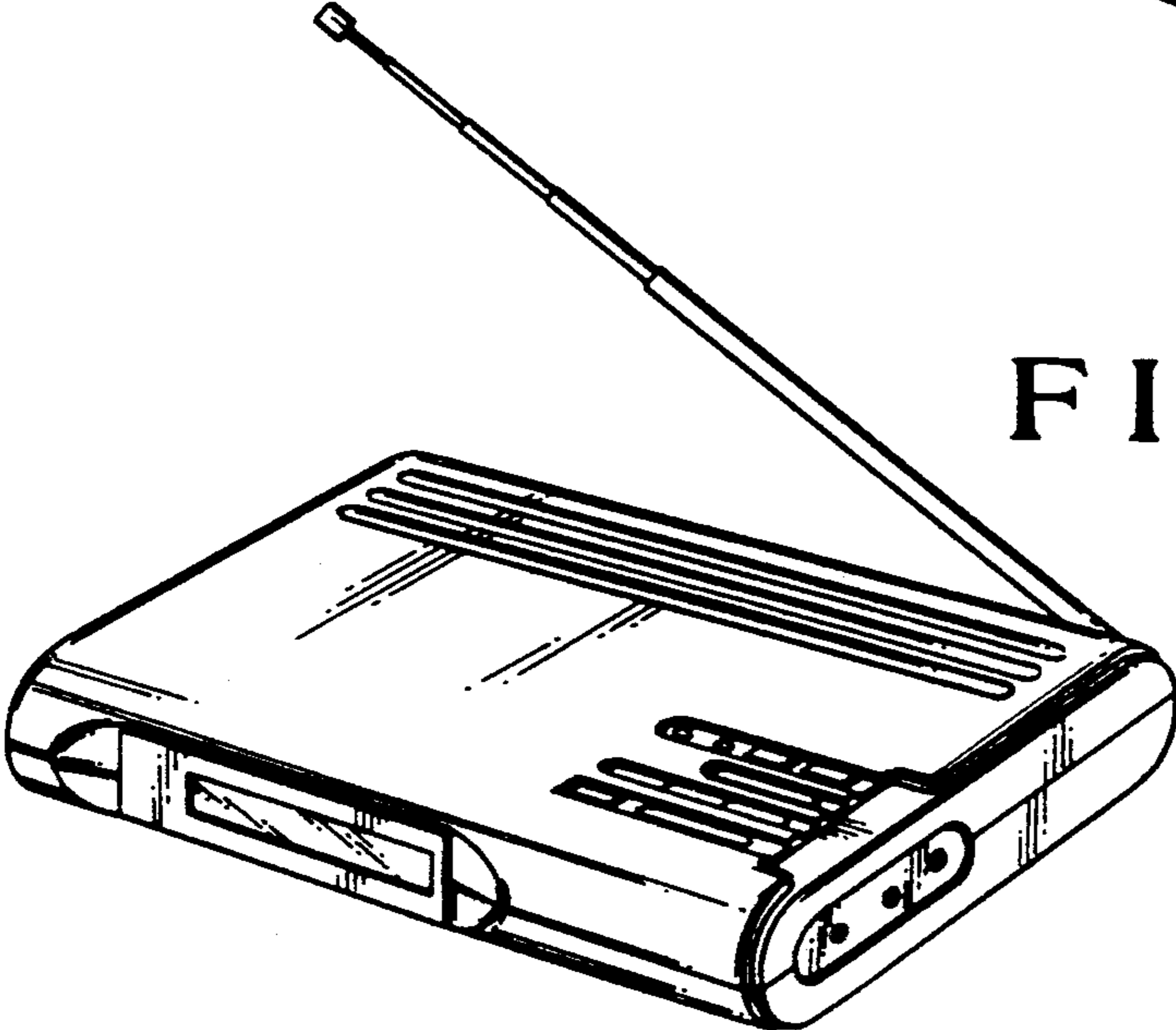


FIG. 3




FIG.4

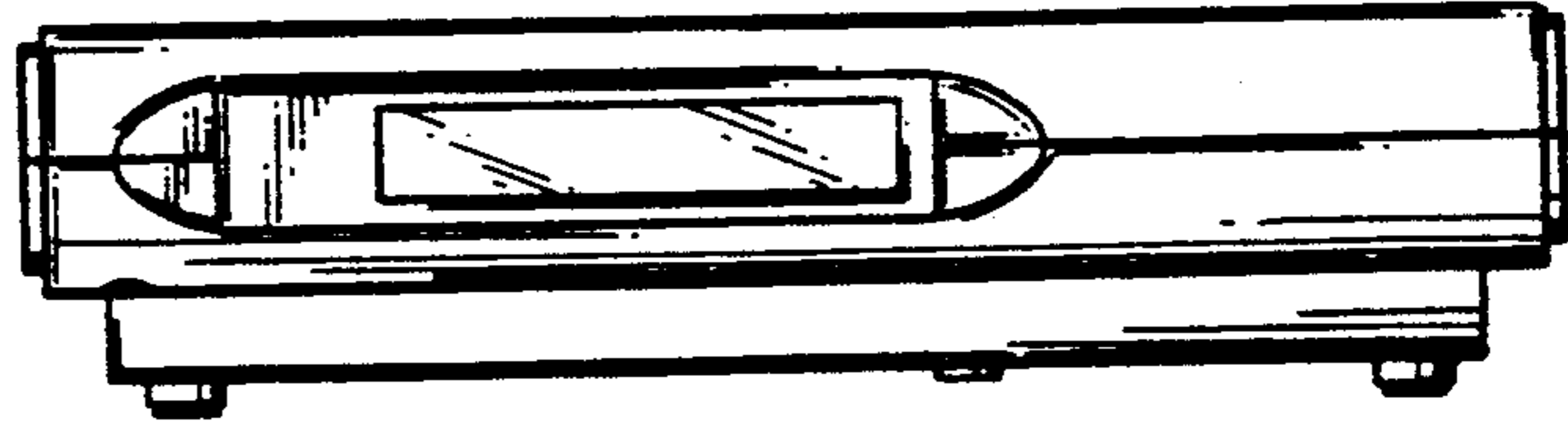


FIG.5




FIG.6

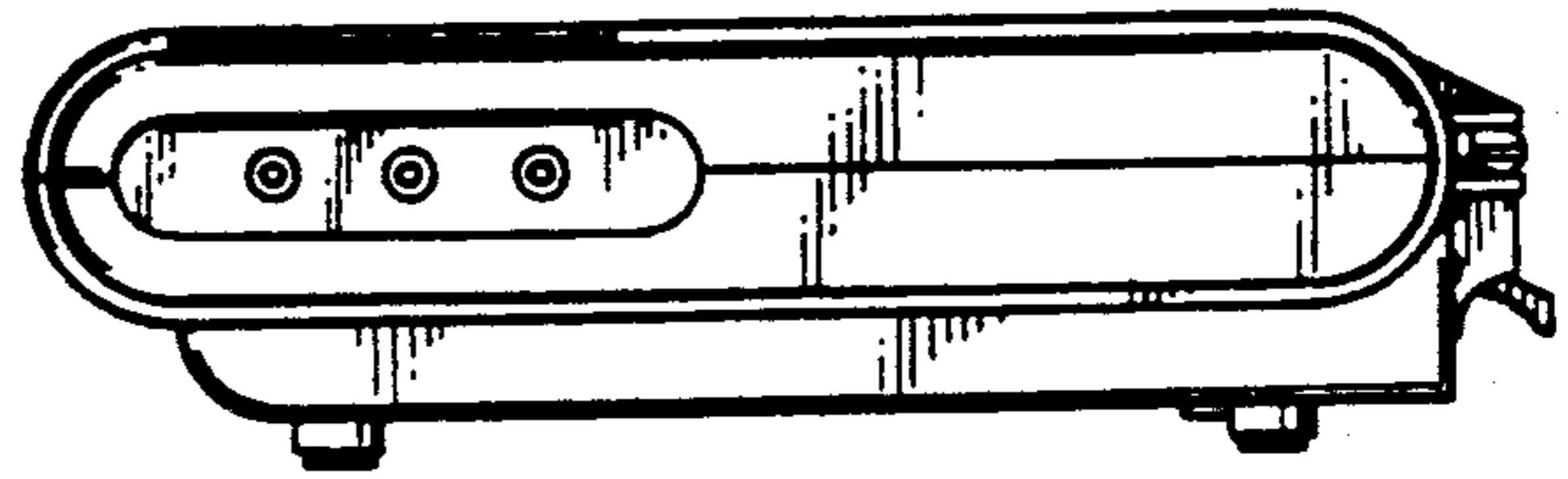


FIG.7




FIG.8

