

[54] STEREO

[75] Inventor: Yoshiro Yamakawa, Tokyo, Japan

[73] Assignee: Yamaha Corporation, Japan

[\*\*] Term: 14 Years

[21] Appl. No.: 400,976

[22] Filed: Aug. 31, 1989

[30] Foreign Application Priority Data

Mar. 8, 1989 [JP] Japan ..... 1-8393

[52] U.S. Cl. .... D14/168; D14/163;  
D14/156

[58] Field of Search ..... D14/136, 156, 163, 165,  
D14/168-171, 175-176, 188-198; 455/92, 100,  
128, 344, 350-351; 312/7.1

[56] References Cited

U.S. PATENT DOCUMENTS

- D. 276,804 12/1984 Taniguchi et al. .... D14/163
- D. 281,494 11/1985 Sajanani ..... D14/194
- D. 304,943 12/1989 Saunders ..... D14/188 X
- D. 305,761 1/1990 Kawabe et al. .... D14/163
- D. 313,598 1/1991 Mori ..... D14/163

OTHER PUBLICATIONS

HFD, 06/09/86, p. 69, center.

Primary Examiner—Theodore M. Shooman  
Attorney, Agent, or Firm—Ostrolenk, Faber, Gerb &  
Soffen

[57] CLAIM

The ornamental design for a stereo, as shown and de-  
scribed.

DESCRIPTION

FIG. 1 is a top, front and right side perspective view of  
a stereo showing my new design;

FIG. 2 is a top, front and right side perspective view  
thereof, with the cassette and disc compartments in an  
open position and the right speaker separated for clarity  
of illustration;

FIG. 3 is a front elevational view thereof;

FIG. 4 is a right side elevational view thereof;

FIG. 5 is a top plan view thereof;

FIG. 6 is a rear elevational view thereof;

FIG. 7 is a left side elevational view thereof; and

FIG. 8 is a bottom plan view thereof.




FIG.1




FIG.2




FIG.4

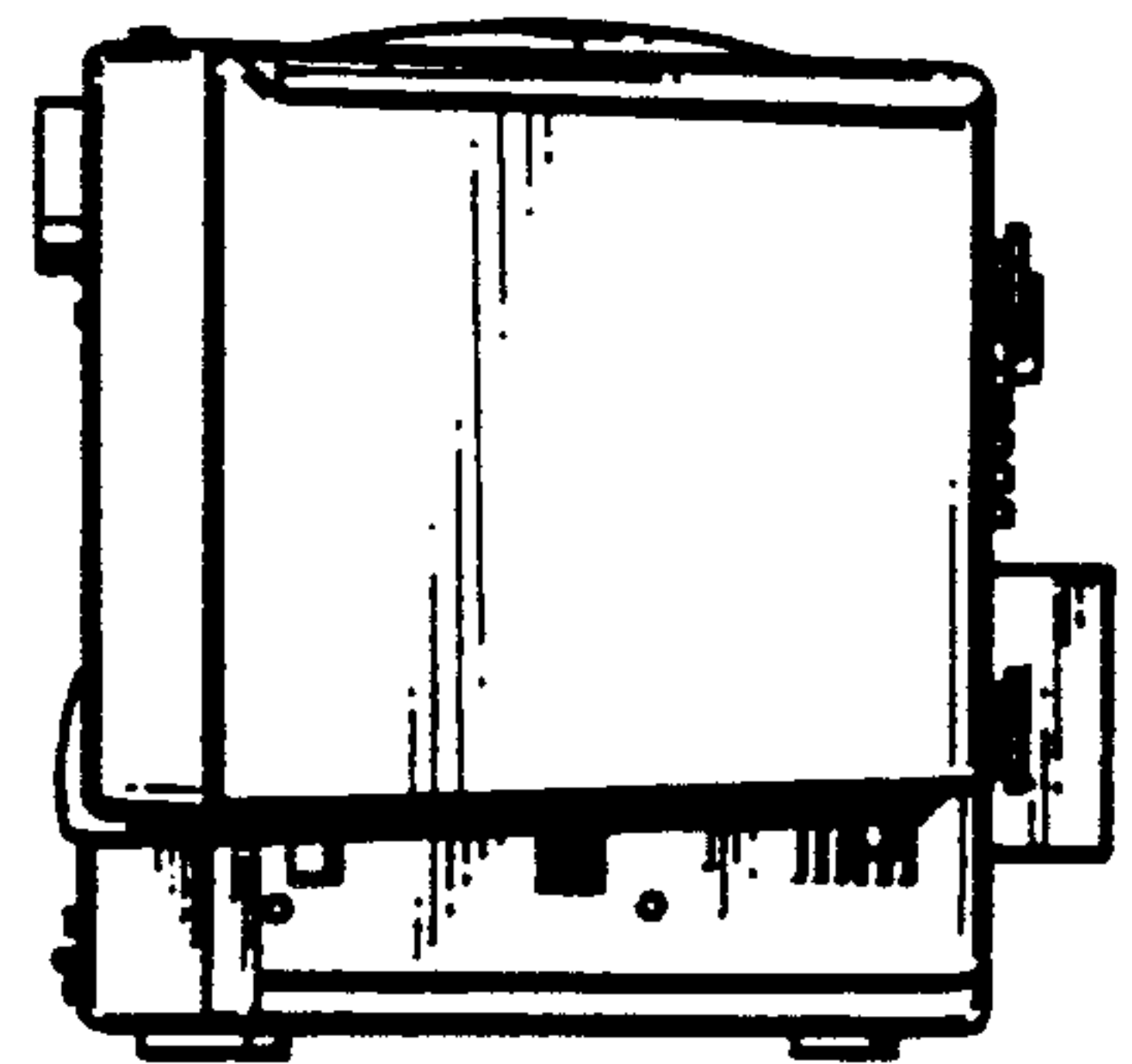


FIG.3

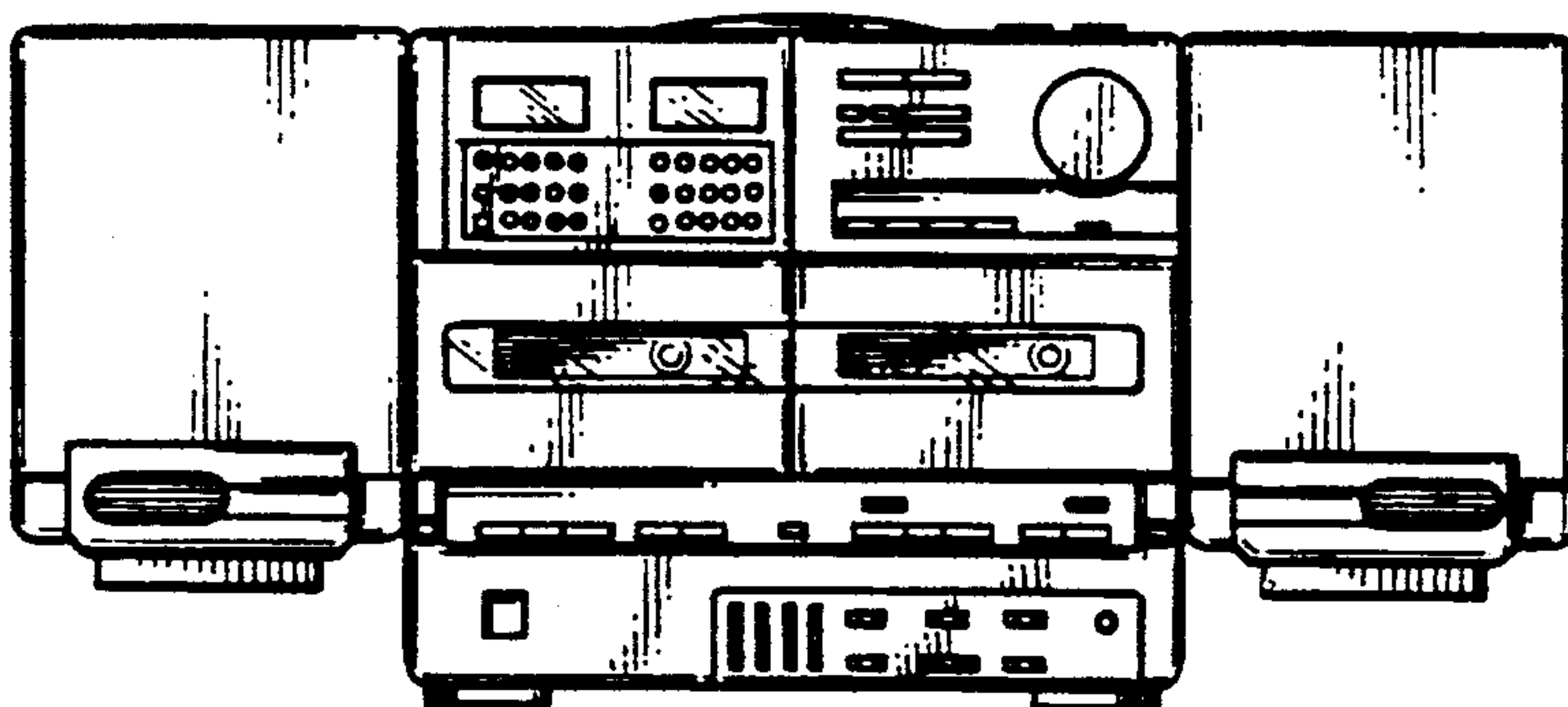


FIG.5




FIG.6

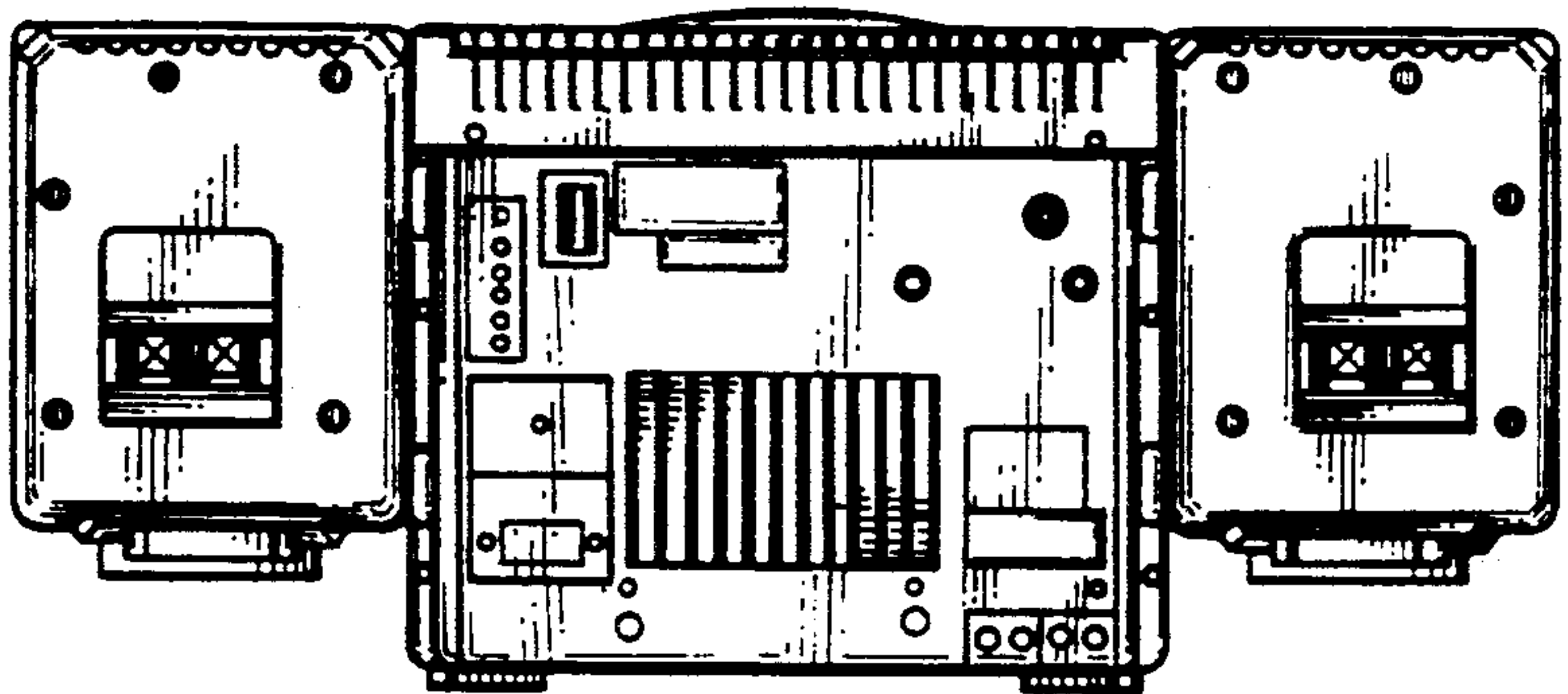


FIG.7

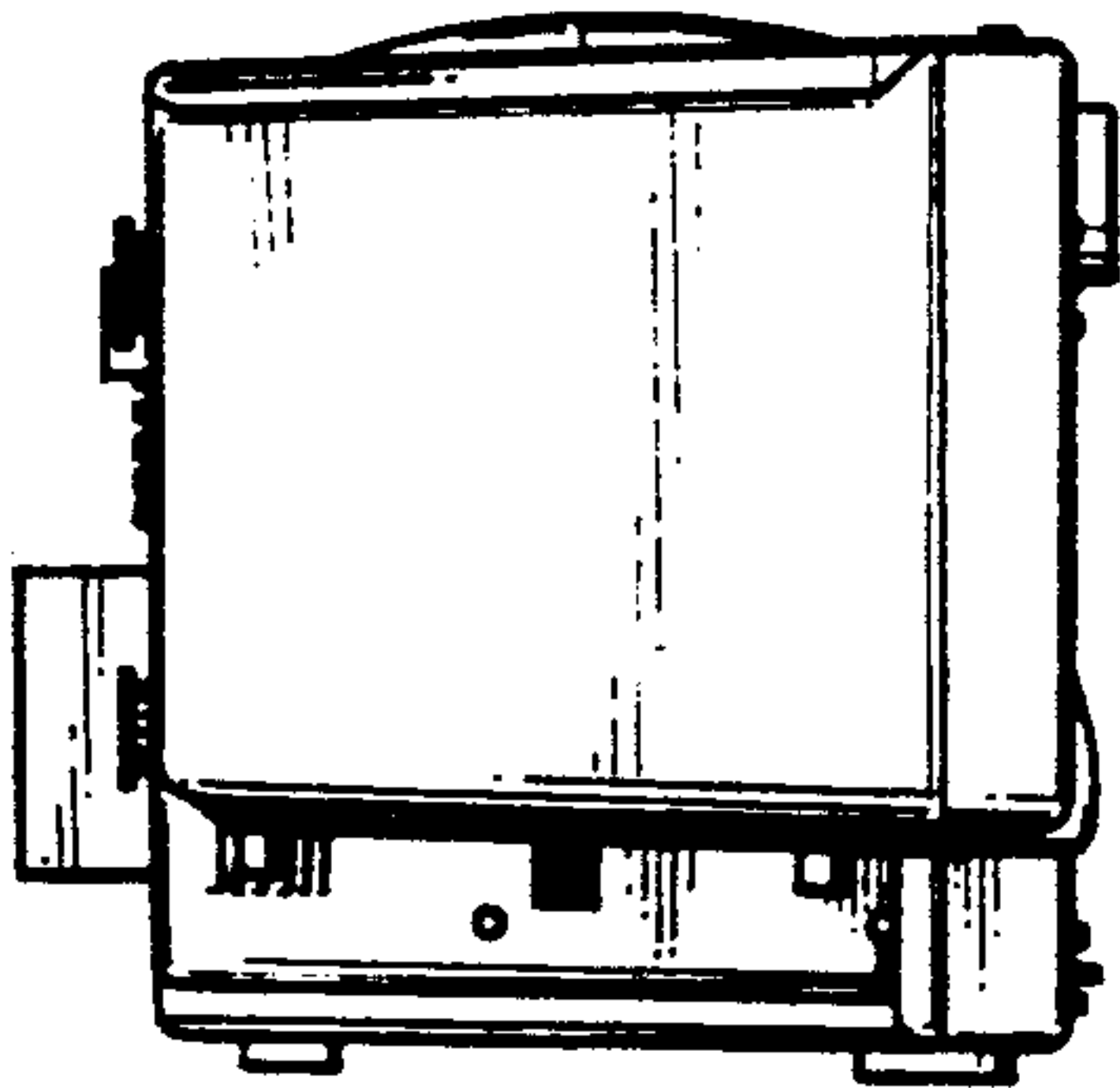


FIG.8

